

# 2010 VMI Football Record Book

# Series Versus 2010 Opponents

## Army

Series Record: 1-13

Record In West Point: 1-13

First Meeting: 1917 Last Meeting: 2009

DATE	SITE	W/L	SCORE
Oct. 13, 1917	West Point, N.Y.	L	0-34
Oct. 7, 1933	West Point, N.Y.	L	0-32
Oct. 30, 1937	West Point, N.Y.	L	7-20
Oct. 11, 1941	West Point, N.Y.	L	20-27
Oct. 29, 1949	West Point, N.Y.	L	14-40
Nov. 1, 1952	West Point, N.Y.	L	14-42
Sept. 29, 1956	West Point, N.Y.	L	12-32
Sept. 25, 1965	West Point, N.Y.	L	7-21
Sept. 17, 1977	West Point, N.Y.	L	14-27
Sept. 19, 1981	West Point, N.Y.	W	14-7
Sept. 22, 1990	West Point, N.Y.	L	17-41
Sept. 25, 1993	West Point, N.Y.	L	9-31
Oct. 7, 2006	West Point, N.Y.	L	7-62
Nov. 14, 2009	West Point, N.Y.	L	17-22

## Charleston Southern

Series Record: 4-5

Record In Lexington: 3-2

Record In North Charleston: 1-3

First Meeting: 2000 Last Meeting: 2009

DATE	SITE	W/L	SCORE
Oct. 21, 2000	Lexington, Va.	W	40-7
Aug. 31, 2002	N. Charleston, S.C.	W	27-24
Oct. 11, 2003	Lexington, Va.	W	50-7
Oct. 2, 2004	N. Charleston, S.C.	L	24-25
Oct. 8, 2005	Lexington, Va.	W	34-12
Oct. 21, 2006	N. Charleston, S.C.	L	22-27
Nov. 3, 2007	Lexington, Va.	L	28-37
Nov. 1, 2008	N. Charleston, S.C.	L	21-31
Oct. 31, 2009	Lexington, Va.	L	21-31

## Coastal Carolina

Series Record: 2-5

Record In Lexington: 1-2

Record In Conway: 1-3

First Meeting: 2003 Last Meeting: 2009

DATE	SITE	W/L	SCORE
Nov. 1, 2003	Conway, S.C.	W	19-10
Oct. 16, 2004	Lexington, Va.	L	14-21
Oct. 29, 2005	Conway, S.C.	L	14-38
Oct. 14, 2006	Lexington, Va.	L	27-31
Oct. 27, 2007	Conway, S.C.	L	35-42
Oct. 11, 2008	Lexington, Va.	W	47-20
Oct. 10, 2009	Conway, S.C.	L	6-20

## Gardner-Webb

Series Record: 0-7

Record In Lexington: 0-4

Record In Boiling Springs: 0-3

First Meeting: 2003 Last Meeting: 2009

DATE	SITE	W/L	SCORE
Oct. 18, 2003	Lexington, Va.	L	25-37
Oct. 23, 2004	Boiling Springs, N.C.	L	17-28
Oct. 22, 2005	Lexington, Va.	L (3OT)	52-55
Oct. 28, 2006	Boiling Springs, N.C.	L	31-35
Oct. 20, 2007	Lexington, Va.	L	22-36
Oct. 25, 2008	Boiling Springs, N.C.	L	27-34
Oct. 3, 2009	Lexington, Va.	L	23-27

## Liberty

Series Record: 3-6

Record In Lexington: 2-3

Record In Lynchburg: 1-3

First Meeting: 1995 Last Meeting: 2009

DATE	SITE	W/L	SCORE
Sept. 2, 1995	Lexington, Va.	W	50-31
Oct. 26, 2002	Lexington, Va.	W	38-14
Oct. 4, 2003	Lynchburg, Va.	L	28-31

Nov. 6, 2004	Lexington, Va.	L	17-38
Oct. 1, 2005	Lynchburg, Va.	W	10-7
Nov. 18, 2006	Lexington, Va.	L	32-38
Nov. 10, 2007	Lynchburg, Va.	L	34-73
Nov. 8, 2008	Lexington, Va.	L	26-38
Nov. 7, 2009	Lynchburg, Va.	L	14-54

## Lock Haven

Series Record: 1-0

Record In Lexington: 1-0

First Meeting: 2007 Last Meeting: 2007

DATE	SITE	W/L	SCORE
Sept. 1, 2007	Lexington, Va.	W	20-0

## Old Dominion

Series Record: 0-1

Record In Lexington: 0-1

First Meeting: 2009 Last Meeting: 2009

DATE	SITE	W/L	SCORE
Nov. 21, 2009	Lexington, Va.	L	35-42

## Presbyterian College

Series Record: 2-1

Record In Lexington: 1-1

Record In Clinton: 1-0

First Meeting: 2007 Last Meeting: 2009

DATE	SITE	W/L	SCORE
Oct. 13, 2007	Lexington, Va.	L	21-45
Nov. 22, 2008	Lexington, Va.	W	49-27
Oct. 24, 2009	Clinton, S.C.	W	31-20

## Stony Brook

Series Record: 0-2

Record In Lexington: 0-1

Record In Stony Brook: 0-1

First Meeting: 2008 Last Meeting: 2009

DATE	SITE	W/L	SCORE
Nov. 15, 2008	Stony Brook, N.Y.	L	26-40
Oct. 17, 2009	Lexington, Va.	L	20-27

## Virginia

Series Record: 17-43-3

Record In Lexington: 4-8-1

Record In Charlottesville: 9-24-2

Record At Neutral: 4-11-0

First Meeting: 1896 Last Meeting: 1991

DATE	SITE	W/L	SCORE
1896	Lynchburg, Va.	L	0-46
1900	Lexington, Va.	T	0-0
1901	Lynchburg, Va.	L	0-29
1904	Charlottesville, Va.	L	0-17
1906	Charlottesville, Va.	L	0-4
1907	Charlottesville, Va.	L	17-18
1909	Charlottesville, Va.	L	0-32
1910	Charlottesville, Va.	L	0-28
1911	Charlottesville, Va.	L	6-22
1912	Charlottesville, Va.	W	19-0
1913	Charlottesville, Va.	L	7-38
1915	Charlottesville, Va.	L	0-44
1916	Lexington, Va.	L	7-20
1919	Charlottesville, Va.	L	0-7
1920	Charlottesville, Va.	W	22-6
1921	Lexington, Va.	L	7-14
1922	Charlottesville, Va.	W	14-0
1923	Charlottesville, Va.	W	35-0
1924	Charlottesville, Va.	L	0-13
1925	Charlottesville, Va.	L	10-18

1926	Lexington, Va.	L	7-14
1927	Charlottesville, Va.	L	8-13
1928	Lexington, Va.	W	9-0
1929	Charlottesville, Va.	W	20-7
1930	Lexington, Va.	L	0-13
1931	Charlottesville, Va.	W	18-3
1932	Lexington, Va.	W	6-4
1933	Charlottesville, Va.	W	13-12
1934	Lexington, Va.	L	13-17
1935	Charlottesville, Va.	T	0-0
1936	Lexington, Va.	W	12-6
1937	Charlottesville, Va.	W	26-7
1938	Charlottesville, Va.	T	12-12
1939	Lexington, Va.	W	16-13
1940	Charlottesville, Va.	W	7-0
1941	Lexington, Va.	L	7-27
1942	Charlottesville, Va.	W	38-18
1943	Lexington, Va.	L	0-34
1944	Lynchburg, Va.	L	0-34
1945	Lynchburg, Va.	L	7-40
1946	Charlottesville, Va.	L	8-19
1947	Lexington, Va.	L	6-35
1948	Charlottesville, Va.	L	14-26
1949	Lynchburg, Va.	L	13-32
Oct. 21, 1950	Charlottesville, Va.	L	13-26
Oct. 20, 1951	Charlottesville, Va.	L	14-34
Oct. 18, 1952	Richmond, Va.	L	14-33
Oct. 17, 1953	Charlottesville, Va.	W	21-6
Oct. 16, 1954	Charlottesville, Va.	L	0-21
Oct. 15, 1955	Charlottesville, Va.	L	13-20
Sept. 22, 1956	Charlottesville, Va.	L	0-18
Nov. 2, 1957	Charlottesville, Va.	W	20-7
Nov. 1, 1958	Norfolk, Va.	W	33-0
Oct. 10, 1959	Lynchburg, Va.	W	19-12
Oct. 15, 1960	Charlottesville, Va.	W	30-16
Oct. 14, 1961	Norfolk, Va.	L	7-14
Oct. 13, 1962	Charlottesville, Va.	L	6-28
Oct. 12, 1963	Richmond, Va.	L	0-6
Oct. 10, 1964	Richmond, Va.	L	19-20
Oct. 9, 1965	Charlottesville, Va.	L	10-14
Oct. 15, 1966	Charlottesville, Va.	L	27-38
Oct. 28, 1967	Richmond, Va.	W	18-13
Sept. 28, 1968	Charlottesville, Va.	L	0-47
Oct. 11, 1969	Richmond, Va.	L	10-28
Oct. 10, 1970	Charlottesville, Va.	L	10-49
Oct. 14, 1972	Charlottesville, Va.	L	14-45
Sept. 8, 1973	Charlottesville, Va.	L	0-16
Nov. 9, 1974	Charlottesville, Va.	L	10-28
Sept. 20, 1975	Charlottesville, Va.	L	21-22
Oct. 30, 1976	Norfolk, Va.	W	13-7
Nov. 5, 1977	Charlottesville, Va.	W	30-6
Sept. 30, 1978	Charlottesville, Va.	W	17-9
Sept. 22, 1979	Charlottesville, Va.	L	0-19
Oct. 31, 1981	Charlottesville, Va.	L	10-13
Oct. 30, 1982	Charlottesville, Va.	L	0-37
Oct. 15, 1983	Charlottesville, Va.	L	10-38
Sept. 15, 1984	Charlottesville, Va.	L	7-35
Sept. 14, 1985	Charlottesville, Va.	L	15-40
Oct. 3, 1987	Charlottesville, Va.	L	0-30
Nov. 2, 1991	Charlottesville, Va.	L	0-42

## 2010 VMI Football Record Book

### William & Mary

**Series Record:** 33-51-2

**Record In Lexington:** 16-17-1

**Record In Williamsburg:** 9-23-0

**Record At Neutral:** 8-11-1

**First Meeting:** 1905 **Last Meeting:** 2008

DATE	SITE	W/L	SCORE
Oct. 28, 1905	Lexington, Va.	W	23-0
Oct. 5, 1907	Lexington, Va.	W	58-0
Oct. 3, 1908	Lexington, Va.	W	21-0
Oct. 10, 1909	Lexington, Va.	W	6-0
Oct. 15, 1910	Lexington, Va.	W	33-0
Oct. 4, 1913	Lexington, Va.	W	33-3
Oct. 10, 1914	Lexington, Va.	W	28-0
Oct. 2, 1915	Lexington, Va.	W	19-6
Oct. 7, 1916	Lexington, Va.	W	66-0
Oct. 7, 1917	Lexington, Va.	W	53-0
Oct. 10, 1919	Richmond, Va.	W	21-3
Nov. 5, 1932	Norfolk, Va.	L	7-20
Nov. 4, 1933	Norfolk, Va.	L	0-14
Nov. 3, 1934	Norfolk, Va.	W	13-6
Nov. 2, 1935	Williamsburg, Va.	W	19-0
Nov. 7, 1936	Williamsburg, Va.	W	21-0
Oct. 2, 1937	Norfolk, Va.	W	20-9
Oct. 22, 1938	Williamsburg, Va.	W	14-0
Nov. 2, 1940	Lexington, Va.	T	0-0
Nov. 8, 1941	Lexington, Va.	L	0-21
Nov. 14, 1942	Norfolk, Va.	L	6-27
Nov. 18, 1944	Portsmouth, Va.	L	0-20
Oct. 20, 1945	Richmond, Va.	L	9-13
Oct. 26, 1946	Williamsburg, Va.	L	0-41

Nov. 8, 1947	Williamsburg, Va.	L	20-28
Oct. 9, 1948	Norfolk, Va.	L	0-31
Oct. 8, 1949	Williamsburg, Va.	L	6-54
Sept. 23, 1950	Roanoke, Va.	W	25-19
Oct. 6, 1951	Williamsburg, Va.	W	20-7
Sept. 20, 1952	Roanoke, Va.	L	13-34
Nov. 7, 1953	Roanoke, Va.	W	20-19
Nov. 6, 1954	Roanoke, Va.	W	21-0
Oct. 29, 1955	Williamsburg, Va.	L	13-20
Nov. 3, 1956	Lynchburg, Va.	W	20-6
Oct. 19, 1957	Williamsburg, Va.	W	14-13
Oct. 11, 1958	Bluefield, W.Va.	T	6-6
Oct. 17, 1959	Norfolk, Va.	W	26-7
Sept. 17, 1960	Williamsburg, Va.	W	33-21
Oct. 28, 1961	Williamsburg, Va.	W	14-7
Oct. 27, 1962	Lexington, Va.	W	6-0
Nov. 2, 1963	Williamsburg, Va.	W	26-6
Sept. 19, 1964	Lexington, Va.	L	12-14
Sept. 18, 1965	Williamsburg, Va.	L	21-32
Oct. 29, 1966	Lexington, Va.	L	15-22
Oct. 7, 1967	Richmond, Va.	L	28-33
Oct. 26, 1968	Lexington, Va.	L	10-20
Oct. 25, 1969	Williamsburg, Va.	L	17-25
Oct. 17, 1970	Lexington, Va.	L	10-24
Oct. 23, 1971	Williamsburg, Va.	L	7-12
Oct. 21, 1972	Lexington, Va.	L	3-31
Oct. 27, 1973	Williamsburg, Va.	L	14-45
Oct. 26, 1974	Lexington, Va.	W	31-20
Nov. 11, 1975	Lexington, Va.	L	7-13
Sept. 11, 1976	Williamsburg, Va.	L	20-34
Sept. 10, 1977	Lexington, Va.	W	23-13

Sept. 9, 1978	Williamsburg, Va.	L	3-10
Sept. 8, 1979	Lexington, Va.	W	7-3
Sept. 13, 1980	Williamsburg, Va.	W	13-10
Sept. 26, 1981	Lexington, Va.	W	31-14
Sept. 18, 1982	Williamsburg, Va.	L	12-24
Sept. 10, 1983	Lexington, Va.	L	14-28
Sept. 8, 1984	Williamsburg, Va.	L	13-24
Oct. 26, 1985	Lexington, Va.	W	39-38
Sept. 13, 1986	Williamsburg, Va.	L	22-37
Oct. 31, 1987	Norfolk, Va.	L	6-17
Sept. 10, 1988	Williamsburg, Va.	L	7-30
Sept. 16, 1989	Lexington, Va.	L	17-24
Oct. 13, 1990	Norfolk, Va.	L	47-59
Oct. 12, 1991	Lexington, Va.	L	26-40
Sept. 12, 1992	Williamsburg, Va.	L	16-21
Oct. 2, 1993	Norfolk, Va.	L	6-49
Sept. 24, 1994	Williamsburg, Va.	L	7-45
Sept. 30, 1995	Lexington, Va.	L	7-27
Oct. 14, 1996	Williamsburg, Va.	L	21-40
Oct. 13, 1997	Lexington, Va.	L	12-41
Oct. 12, 1998	Williamsburg, Va.	L	0-49
Oct. 23, 1999	Lexington, Va.	L	14-35
Sept. 9, 2000	Williamsburg, Va.	L	15-55
Sept. 8, 2001	Lexington, Va.	L	0-34
Sept. 14, 2002	Williamsburg, Va.	L	31-62
Sept. 13, 2003	Lexington, Va.	L	24-34
Sept. 25, 2004	Williamsburg, Va.	L	6-42
Sept. 10, 2005	Lexington, Va.	L	7-41
Sept. 23, 2006	Williamsburg, Va.	L	6-38
Sept. 8, 2007	Lexington, Va.	L	16-63
Sept. 13, 2008	Williamsburg, Va.	L	17-52

### Key Games Versus 2010 Opponents

Nov. 5, 1977 vs. Virginia - The Keydets scored their second straight win over Virginia with a 30-6 triumph in Charlottesville. VMI got going with a long pass by quarterback Robbie Clark (who accounted for three TD's), a 78-yard touchdown strike to Johnny Garnett midway through the first quarter, as the Keydets led 23-0 at the half and never looked back.

Oct. 26, 1985 vs. William & Mary - The Keydets earned their most dramatic win over the Tribe, prevailing in a 39-38 thriller in Lexington. Quarterback Al Comer had three touchdown runs, including a three-yarder as time expired, and wide receiver James Wright ran in the winning two-point conversion with no time remaining.

Oct. 11, 2003 vs. Charleston Southern - VMI scores a 50-7 win over the Bucs at Alumni Memorial Field, sparked by a 37-point outburst in the second half. Leading 13-0 at the intermission, the Keydets added a touchdown on a 70-yard interception return for a touchdown six minutes into the third quarter, and went on to the easy victory. Since this game, VMI has dropped five of six to CSU.

Oct. 1, 2005 vs. Liberty - In a game that featured just over 300 yards of total combined offense, Liberty kicker Zac Kolegue hit the upright on a 28-yard field goal attempt with 47 seconds remaining, sending VMI to the 10-7 win, its only win over Liberty in Lynchburg. This game would mark the start of a winless Big South season for the Flames, and a 1-10 overall record that would prompt a coaching change. Since this game, Liberty has scored seven points or fewer only once.

Oct. 22, 2005 vs. Gardner-Webb - In the longest game in Alumni Memorial Field history, Gardner-Webb hung on for a 55-52, triple overtime win over the Keydets. It was VMI's first overtime loss in the program's history, but was not decided until quarterback Jonathan Wilson's pass was batted down and intercepted to end the final extra period.

Nov. 14, 2009 vs. Army - After losing the previous three meetings by a combined 101 points, the Keydets went into Michie Stadium and took a 17-16 lead on the opening play of the fourth quarter, before falling late, 23-17. Just before the game-winning touchdown, a crucial third-down call was overturned via video replay, allowing the Black Knights to keep possession with nine minutes to go. One play later, they notched a 17-yard touchdown run that VMI could not overcome.

# Records Versus All Opponents

TEAM	FIRST GAME	LATEST GAME	W - L - T
Akron	1967	1967	1-0-0
Alleghany Inst.	1896	1896	1-0-0
<b>Army</b>	<b>1917</b>	<b>2009</b>	<b>1-13-0</b>
Appalachian State	1976	2002	4-20-2
Austin Peay	2003	2003	1-0-0
Baltimore College	1913	1913	1-0-0
Baltimore Medical	1907	1907	1-0-0
Boston College	1954	1970	1-7-1
Boston University	1980	1984	0-2-0
Bucknell	1978	1978	1-0-0
Buffalo University	1960	1964	2-1-0
Catawba	1944	1990	6-3-0
Catholic	1911	1922	3-1-0
Central Florida	1982	1986	1-1-0
<b>Charleston Southern</b>	<b>2000</b>	<b>2009</b>	<b>4-5-0</b>
Chowan	2008	2008	1-0-0
Cincinnati	1951	1953	0-2-0
The Citadel	1920	2007	30-34-2
Clemson	1914	1944	5-5-2
<b>Coastal Carolina</b>	<b>2003</b>	<b>2009</b>	<b>2-5-0</b>
Colgate	1974	1974	1-0-0
Columbia	1934	1939	2-4-0
Concord	1999	1999	1-0-0
Connecticut	1975	1979	1-0-1
Davidson	1904	2006	38-17-3
Dayton	1972	1972	0-1-0
Delaware	1975	1976	1-1-0
Detroit	1964	1964	0-1-0
Duke	1892	2005	1-7-0
Duquesne	2000	2001	0-2-0
East Carolina	1972	1979	1-7-0
Eastern College	1907	1907	1-0-0
East Tennessee State	1979	2002	8-13-0
Elon	1937	1938	1-1-0
Emory & Henry	1923	1945	4-1-0
Florida	1929	1929	0-1-0
Florida State	1952	1954	1-2-0
Furman	1946	2002	8-23-0
Gallaudet	1912	1918	6-0-0
<b>Gardner-Webb</b>	<b>2003</b>	<b>2009</b>	<b>0-7-0</b>
Georgia	1943	1978	0-4-0
Georgia Southern	1993	2002	0-10-0
Georgia Tech	1964	1988	1-14-0
Georgetown	1898	2004	1-6-0
George Washington	1922	1966	10-7-1
Hampden-Sydney	1897	1935	18-0-0
Hampton Ath. Club	1894	1904	2-0-0
Holy Cross	1957	1963	0-2-1
Indiana State	1976	1976	1-0-0
Iowa State	1963	1963	0-1-0
James Madison	1982	2009	3-10-0
Johns Hopkins	1912	1912	1-0-0
Kentucky	1892	1944	4-12-0
King College	1932	1932	1-0-0
Lafayette	1991	1991	1-0-0
Lenoir-Rhyne College	1998	1998	1-0-0
Lehigh	1955	2007	3-6-1
<b>Liberty</b>	<b>1995</b>	<b>2009</b>	<b>3-6-0</b>
<b>Lock Haven</b>	<b>2007</b>	<b>2007</b>	<b>1-0-0</b>
Lynchburg College	1922	1925	3-0-0
Maine	1983	1983	1-0-0
Marine Officers	1904	1904	1-0-0
Marines (U.S.)	1923	1923	1-0-0

TEAM	FIRST GAME	LATEST GAME	W - L - T
Marshall	1959	1996	5-14-0
Maryland	1901	1972	11-14-2
Memphis State	1960	1960	0-1-0
Miami (FL)	1941	1952	0-2-0
Mississippi	1913	1996	1-1-0
Morehead State	1958	1998	1-1-0
Morris Harvey	1913	1922	1-0-1
Navy	1898	2003	0-8-0
Navy Yard Athletics	1907	1907	1-0-0
Newberry	1940	1940	1-0-0
Newport News Navy	1918	1918	0-1-0
Norfolk Blue	1910	1910	0-0-1
Norfolk State	2003	2006	1-1-0
North Carolina	1893	1989	7-15-1
North Carolina State	1895	1946	11-7-1
Ohio	2004	2008	0-2-0
<b>Old Dominion</b>	<b>2009</b>	<b>2009</b>	<b>0-1-0</b>
Old Pt. College	1903	1903	1-0-0
Pantops	1891	1891	1-0-0
Pennsylvania	1920	1921	1-1-0
Penn State	1959	1959	0-1-0
<b>Presbyterian</b>	<b>2007</b>	<b>2009</b>	<b>2-1-0</b>
Quantico Marines	1949	1949	0-1-0
Randolph-Macon	1905	1911	2-0-1
Rhode Island	1977	1977	1-0-0
Rice	1969	1970	0-2-0
Richmond	1893	2009	40-41-5
Richmond Medical	1912	1912	1-0-0
Roanoke College	1895	1940	21-1-0
Robert Morris (Pa.)	2007	2009	2-0-0
Roller's (A.M.A.)	1904	1911	3-0-0
Saint Francis (Pa.)	2008	2008	1-0-0
Samford	2001	2001	0-1-0
South Carolina	1934	1936	1-1-0
Southern Mississippi	1965	1974	0-4-0
Staunton Mil. Acad.	1908	1908	1-0-0
St. Albans	1894	1902	2-2-2
St. Johns	1891	1930	9-4-0
Stetson	1956	1956	1-0-0
<b>Stony Brook</b>	<b>2008</b>	<b>2009</b>	<b>0-2-0</b>
Tampa	1957	1958	2-0-0
Tennessee	1923	1923	1-0-0
Tennessee Tech	2004	2004	0-1-0
UT-Chattanooga	1971	2002	7-12-1
Temple	1937	1943	0-4-0
Texas A & M	1950	1950	0-1-0
Tulane	1935	1973	0-5-0
Vanderbilt	1897	1974	2-3-0
Villanova	1958	1980	2-6-0
<b>Virginia</b>	<b>1893</b>	<b>1991</b>	<b>23-55-3</b>
Virginia Tech	1894	1984	25-49-5
Wake Forest	1892	1944	2-3-2
Washington and Lee	1891	1902	14-1-1
Washington University	1940	1940	1-0-0
Western Carolina	1978	2001	3-16-0
West Virginia	1952	1972	0-11-0
West Virginia Tech	1987	1992	3-0-0
<b>William &amp; Mary</b>	<b>1905</b>	<b>2008</b>	<b>33-51-2</b>
Wofford	1924	2005	10-7-0

**ALL-TIME TOTALS:** Against 123 opponents in 119 years, VMI has won 454 games, lost 612 and tied 42 scoring, 17,551 points (15.8 per game) while giving up a total of 21,338 (19.3 per game).

# Records - Scoring




**Thomas Haskins**  
308 Career Points



**Kyle Hughes**  
236 Career Points



**Tim Maypray**  
228 Career Points



**Craig Jones**  
221 Career Points



**Sean Mizzer**  
186 Career Points

## Career Leaders - Scoring

### Most Points Scored

Thomas Haskins	308	1993-96
Kyle Hughes	236	2006-09
Tim Maypray	228	2006-09
Craig Jones	221	1976-79
Sean Mizzer	186	2002-06
Matt Sharpe	176	2001-03
Floyd Allen	176	1978-81
Marcus Mines	164	1989-92
Mike Harris	154	1995-98
Wade Hawkins	146	1987-90

### Most Touchdowns

Thomas Haskins	50	1993-96
Tim Maypray	38	2006-09
Sean Mizzer	31	2002-06
Floyd Allen	29	1978-81
Marcus Mines	27	1989-92
Mark Stock	20	1985-88
Tony Scales	19	1989-92
Kim Glidewell	18	1973-76
Bobby Jordan	18	1954-57
Ronnie Moore	17	1972-75
Howard Dyer	17	1958-60

### Most Touchdowns Responsible For (Includes TD Passes)

Thomas Haskins	53	1993-96
Joey Gibson	47	1999-2002
Jonathan Wilson	42	2003-06
Tim Maypray	42	2006-09
Howard Dyer	39	1958-60
Kyle Hughes	39	2006-09

### Most Points Responsible For

Thomas Haskins	326	1993-96
Joey Gibson	286	1999-2002
Howard Dyer	256	1958-60
Tim Maypray	256	2006-09
Jonathan Wilson	256	2003-06
Kyle Hughes	236	2006-09

### Most Points Scored by Kicking

Craig Jones	221	1976-79
Matt Sharpe	176	2001-03
Mike Harris	154	1995-98
Wade Hawkins	146	1987-90
Barrett Way	142	2004-06
Geoff Goff	93	1991-94
Mike Harris	84	1995-96
Mike Cole	84	1971-73

### Most 2-Pt. Conversions Scored

Don Kern	6	1958-60
Tony Scales	4	1989-92
John Hince	4	1965-67
Thomas Haskins	4	1993-96

### Most 2-Pt. Conversions Attempted

Howard Dyer	27	1958-60
Bobby Mitchell	12	1959-61

### Most Kick PAT's Made

Matt Sharpe	95	2001-03
Mike Harris	73	1995-98
Craig Jones	56	1976-79
Barrett Way	55	2004-06
Wade Hawkins	53	1987-90
Mike Harris	51	1995-96
Greg Stevens	48	2008
Geoff Goff	45	1991-94
David Tyler	43	1982-84

### Most Kick PAT's Attempted

Matt Sharpe	101	2001-03
Mike Harris	78	1995-98
Barrett Way	61	2004-06
Craig Jones	60	1976-79
Wade Hawkins	57	1987-90
Mike Harris	56	1995-96
Geoff Goff	50	1991-94
Greg Stevens	50	2008

### Most Field Goals Made

Craig Jones	55	1976-79
Wade Hawkins	31	1987-90
Barrett Way	29	2004-06
Matt Sharpe	27	2001-03
Mike Harris	27	1995-98
Mike Cole	17	1971-73
Geoff Goff	16	1991-94
Lee Wimbish	16	1980-83
Rick Tufaro	15	1974-75
Don Cupit	15	1969-70

### Most Field Goals Attempted

Craig Jones	83	1976-79
Wade Hawkins	52	1987-90
Mike Harris	48	1995-98
Matt Sharpe	38	2001-03
Barrett Way	37	2004-06
Lee Wimbish	32	1980-83
Mike Cole	32	1971-73
Geoff Goff	27	1991-94
Don Cupit	27	1969-70

### Highest Field Goal Pct. (min. 20 att.)

Barrett Way	78.4%	2004-06
Rick Tufaro	71.4%	1974-75
Matt Sharpe	71.1%	2001-03
Craig Jones	66.3%	1976-79
Wade Hawkins	59.6%	1987-90
Geoff Goff	59.6%	1991-94

## Single-Season Leaders

### Individual

#### Most Points Scored

Thomas Haskins	106	1995
Thomas Haskins	92	1996
Matt Sharpe	91	2003
Johnny Mapp	78	1953
Floyd Allen	78	1981
Tim Maypray	78	2008

#### Most Points Responsible for

Joey Gibson	146	2002
Howard Dyer	138	1960
Jonathan Wilson	108	2003
Thomas Haskins	106	1995
Howard Dyer	106	1959

#### Most Touchdowns Scored

Thomas Haskins	17	1995
Thomas Haskins	15	1996
Johnny Mapp	13	1953
Floyd Allen	13	1981
Tim Maypray	13	2008

#### Most Touchdowns Responsible for

Joey Gibson	24	2002
Howard Dyer	20	1960
Jonathan Wilson	18	2003
Howard Dyer	17	1959
Thomas Haskins	17	1995
Thomas Haskins	17	1996
Tim Maypray	17	2008

#### Most PAT's by Placement

Greg Stevens	48	2008
Matt Sharpe	40	2003
Matt Sharpe	37	2002
Mike Harris	29	1995
Patrick Sweeney	27	2007
<b>Jeff Sexton</b>	<b>26</b>	<b>2009</b>
Matt Maxey	24	2000
Vic Kane	24	1991
Wade Hawkins	23	1990

#### Most 2-pt Conversions, Running

Sam Horner	3	1958
------------	---	------

#### Most 2-pt Conversion, Passing

Howard Dyer	9	1960
-------------	---	------

#### Most 2-pt Conversions, Receiving

John Hince	3	1967
Dick Willard	3	1960
Don Kern	3	1960

### Team

<b>Most Touchdowns Scored</b>	51	2008
<b>Fewest Touchdowns Scored</b>	9	1971 & 1997
<b>Most Points Scored</b>	378	2008
<b>Fewest Points Scored</b>	77	1999

**Single-Game Leaders**

**Individual**

**Most Points Scored**

Thomas Haskins	28	Liberty, 1995
Bobby Jordan	28	Stetson, 1956
Tim Maypray	24	Presbyterian, 2008
Thomas Haskins	24	The Citadel, 1996
Stinson Jones	24	Buffalo, 1961
Donn Kern	24	George Washington, 1960
Johnny Mapp	24	Catawba, 1953

**Most Points Responsible For**

Tony Scales	34	William & Mary, 1990
Dave Brown	30	The Citadel, 1986
Bobby Mitchell	30	Buffalo, 1961
Thomas Haskins	28	Liberty, 1995
Bobby Jordan	28	Stetson, 1956

**Most Touchdowns Scored**

Tim Maypray	4	Presbyterian, 2008
Thomas Haskins	4	The Citadel, 1996
Thomas Haskins	4	Liberty, 1995
Don Kern	4	George Washington, 1960
Stinson Jones	4	Buffalo, 1961
Bobby Jordan	4	Stetson, 1956
Johnny Mapp	4	Catawba, 1953

**Most Touchdowns Responsible For**

Tony Scales	5	William & Mary, 1990
Dave Brown	5	The Citadel, 1986
Bobby Mitchell	5	Buffalo, 1961
11 Players	4	

**Most Rushing Touchdowns**

Thomas Haskins	4	Liberty, 1995 & The Citadel, 1996
----------------	---	-----------------------------------

**Most Touchdown Passes Caught**

Tera Frost	3	Morehead State, 1998
Dan Lyle	3	William & Mary, 1990
Stinson Jones	3	Buffalo, 1961
Dick Evans	3	Davidson, 1959
Dick Evans	3	George Washington, 1959

**Most PAT Placements Scored**

Greg Stevens	9	Chowan, 2008
David Tyler	8	Central Florida, 1982

**Most Points Via Conversions (all methods)**

Greg Stevens	9	Chowan, 2008
David Tyler	8	Central Florida, 1982

**Most 2-point Conversions Rushing**

Thomas Haskins	2	Liberty, 1995
Tony Scales	2	William & Mary, 1990
Don Kern	2	The Citadel, 1959

**Most 2-point Conversions Passing**

Howard Dyer	3	Virginia, 1960
-------------	---	----------------

**Most 2-point Conversions Receiving**

John Hince	2	Davidson, 1967
------------	---	----------------

**Most Field Goals**

Craig Jones	5	William & Mary, 1977
Matt Sharpe	4	Coastal Carolina, 2003
Matt Sharpe	4	Gardner-Webb, 2003
Craig Jones	4	Appalachian State, 1976
Barrett Way	3	Gardner-Webb, 2005
Matt Sharpe	3	Charleston Southern, 2003
Wade Hawkins	3	East Tennessee State, 1989
Lee Wimbish	3	Furman, 1980
Craig Jones	3	Richmond, 1978
Don Cupit	3	The Citadel, 1970

**Highest Field Goal Percentage (min. 3 att.)**


Craig Jones	100% (5-5)	William & Mary, 1977
Matt Sharpe	100% (4-4)	Gardner-Webb, 2003
Geoff Goff	100% (4-4)	Appalachian State, 1994
Barrett Way	100% (3-3)	Charleston Southern, 2006
Barrett Way	100% (3-3)	Gardner-Webb, 2005
Craig Jones	100% (3-3)	Richmond, 1978
Lee Wimbish	100% (3-3)	Furman, 1980
Wade Hawkins	100% (3-3)	East Tennessee State, 1989

**Team**

<b>Most Points Scored</b>	69	Central Florida, 1982 & Chowan, 2008
<b>Most Touchdowns Scored</b>	10	Central Florida, 1982 & Chowan, 2008
<b>Most Safeties Scored</b>	1 .. 14 Times	Last Gardner-Webb, 2009
<b>Most PAT Placements Scored</b>	9	Central Florida, 1982 & Chowan, 2008
<b>Most 2 pt. Conversions</b>	4	Davidson, 1967
<b>Most 2 pt. Conv. - rushing</b>	3	UT-Chattanooga, 1992
<b>Most 2 pt. Conv. - passing</b>	3	Virginia, 1960
<b>Most Points Via Conversions</b>	10	Davidson, 1967
<b>Most Field Goals</b>	5	William & Mary, 1977
<b>Largest Victory Margin</b>	69	Central Florida, 1982
<b>Largest Losing Margin</b>	67	Cincinnati, 1953




(Right) Lee Wimbish (1980-83) equaled a school record by converting all three field goals he attempted against Furman as a freshman.



(Left) Floyd Allen (1978-81) scored 30 touchdowns in his career and ranks among the top five in career scoring, touchdowns, rushing yards, rushing attempts and 100-yard rushing games.

# Records - Rushing



**Thomas Haskins (1993-96) is VMI's all-time leading rusher (5,349 yards) and holds 21 school records.**

## 1,000 Yard-Club

	YEAR	ATT.	YARDS
Thomas Haskins	1996	286	1,698
Thomas Haskins	1995	248	1,548
Thomas Haskins	1994	258	1,509
Floyd Allen	1980	291	1,276
Tim Maypray	2008	195	1,266
Floyd Allen	1979	265	1,249
Sean Mizzer	2003	207	1,244
Andre Gibson	1977	256	1,218
Howard Abegesah	2007	223	1,121
Tony Scales	1991	185	1,105
Ronnie Norman	1974	205	1,045
Sean Mizzer	2006	209	1,022

## Year-By-Year Leaders

YEAR	PLAYER	ATT	YARDS
1953	John Mapp	114	656
1954	Nick Servidio	124	534
1955	Sam Woolwine	100	480
1956	Sam Woolwine	107	507
1957	Sam Woolwine	105	531
1958	Sam Horner	102	612
1959	John Trayham	92	491
1960	Stinson Jones	82	289
1961	Stinson Jones	60	256
1962	Bill Davis	81	316
1963	Chuck Beale	61	284
1964	Granville Amos	68	312
1965	Tom Slater	123	489
1966	Bob Habasevich	80	317
1967	Bob Habasevich	187	663
1968	Tom Sowers	221	792
1969	Tom Sowers & Tom Byer	68	162
	Tom Byer	84	162
1970	Mac Bowman	117	360
1971	Mac Bowman	224	732
1972	Mac Bowman	161	641
1973	Bruce Torbett	118	407
1974	Ronnie Norman	205	1,045
1975	Kim Glidewell	197	643
1976	Andre Gibson	121	566
1977	Andre Gibson	256	1,218
1978	Butch Hostetter	157	636
1979	Floyd Allen	265	1,249
1980	Floyd Allen	291	1,276
1981	Floyd Allen	264	861
1982	Stan Bass	197	680
1983	Trent Bridges	162	630
1984	Trent Bridges	132	455
1985	Dan Monahan	91	432
1986	Trent Bridges	68	283
1987	Joe France	108	395
1988	Scott Council	180	557
1989	Marcus Mines	118	638
1990	Tony Scales	134	544
1991	Tony Scales	185	1,105
1992	Tony Scales	147	577
1993	Thomas Haskins	106	594
1994	Thomas Haskins	258	1,509
1995	Thomas Haskins	248	1,548
1996	Thomas Haskins	286	1,698
1997	Avi Hopkins	157	623
1998	Gene Cauthen	93	351
1999	Gene Cauthen	78	298
2000	Gene Cauthen	143	566
2001	Gene Cauthen	187	710
2002	John Bell	136	522
2003	Sean Mizzer	207	1,244
2004	Sean Mizzer	176	729
2005	Nat Jackson	153	622
2006	Sean Mizzer	209	1,022
2007	Howard Abegesah	223	1,121
2008	Tim Maypray	195	1,266
2009	Howard Abegesah	171	954

## Career Leaders

### Most Net Rushing Yards

Thomas Haskins	5,349	1993-96
Sean Mizzer	3,733	2002-06
Floyd Allen	3,569	1978-81
Howard Abegesah	2,860	2006-09
Tony Scales	2,475	1989-92
Tim Maypray	2,456	2006-09
Marcus Mines	2,430	1989-92
Kim Glidewell	2,168	1973-76
Andre Gibson	2,097	1974-77

### Most Rushing Attempts

Thomas Haskins	898	1993-96
Floyd Allen	860	1978-81
Sean Mizzer	741	2002-06
Kim Glidewell	614	1973-76
Tony Scales	562	1989-92
Mac Bowman	502	1970-72
Gene Cauthen	501	1998-2001

### Most Rushing Touchdowns

Thomas Haskins	50	1993-96
Sean Mizzer	27	2002-06
Floyd Allen	27	1978-81
Marcus Mines	26	1989-92
Tim Maypray	20	2006-09
Tony Scales	19	1989-92

Kim Glidewell	18	1973-76
Howard Abegesah	16	2006-09
Sam Horner	16	1956-59

### Most 100 Yd. Rushing Games

Thomas Haskins	24	1993-96
Sean Mizzer	18	2002-06
Floyd Allen	17	1978-81
Howard Abegesah	13	2006-09
Andre Gibson	9	1974-77
Ronnie Norman	9	1972-74

### Most 200 Yd. Rushing Games

Thomas Haskins	10	1993-96
Tony Scales	2	1989-92

### Most Consecutive 100 Yd. Rushing Games

Floyd Allen	6	1980
Thomas Haskins	5	1996
Sean Mizzer	4	2003
Andre Gibson	4	1977
Five people	3	

## Single-Season Leaders

### Individual

#### Most Rushing Attempts

Floyd Allen	291	1980
Thomas Haskins	286	1996
Floyd Allen	265	1979

#### Most Yards Gained Rushing

Thomas Haskins	1,698	1996
Thomas Haskins	1,548	1995
Thomas Haskins	1,509	1994
Floyd Allen	1,276	1980
Tim Maypray	1,266	2008
Floyd Allen	1,249	1979
Sean Mizzer	1,244	2003

#### Most Rushing Touchdowns

Thomas Haskins	17	1995
Thomas Haskins	15	1996
Tim Maypray	12	2008
Floyd Allen	12	1981

#### Most 100 Yard Rushing Games

Thomas Haskins	8	1996
Floyd Allen	8	1980
Sean Mizzer	7	2003
Thomas Haskins	7	1995
Thomas Haskins	7	1994
Floyd Allen	7	1979
Ronnie Norman	7	1974

#### Most 200 Yard Rushing Games

Thomas Haskins	4	1996
----------------	---	------

### Team

**Most Rushing Attempts** .....703.....1991

**Fewest Rushing Attempts** .....345.....2001

**Most Net Rushing Yards** .....3,932.....2008

**Fewest Net Rushing Yards** .....691.....1969

**Most Rushing Touchdowns** .....37.....2008

**Fewest Rushing Touchdowns**.....3.....1988, 1999

## 200-Yard Games

277	.....Thomas Haskins	.....The Citadel, 1996
266	.....Thomas Haskins	.....Chattanooga, 1996
251	.....Thomas Haskins	.....Richmond, 1994
250	.....Thomas Haskins	.....The Citadel, 1994
246	.....Floyd Allen	.....Furman, 1979
241	.....Thomas Haskins	.....Appalachian State, 1996
235	.....Tim Maypray	.....Presbyterian, 2008
227	.....Thomas Haskins	.....Chattanooga, 1996
225	.....Thomas Haskins	.....Appalachian State, 1994
224	.....Thomas Haskins	.....The Citadel, 1993
215	.....Tim Sowers	.....Davidson, 1968
210	.....Thomas Haskins	.....Richmond, 1996
209	.....Marcus Mines	.....West Virginia Tech, 1992
206	.....Sean Mizzer	.....Davidson, 2003
205	.....Tony Scales	.....Appalachian State, 1991
204	.....Tony Scales	.....Richmond, 1991
200	.....Thomas Haskins	.....Appalachian State, 1995



*Sean Mizzer (2002-06) ranks second in VMI's record book with 3,733 career rushing yards and led the Keydets in rushing for three seasons.*

## Single-Game Leaders

### Individual

#### Most Rushing Attempts

Tom Sowers	52	.....Davidson, 1968
Floyd Allen	44	.....Western Carolina, 1981
Thomas Haskins	39	.....Appalachian State, 1996
Floyd Allen	39	.....Furman, 1979
Floyd Allen	38	.....William & Mary, 1980
Thomas Haskins	38	.....Appalachian State, 1996

#### Three Players Each 100 Yards Rushing

H. Abegesah (157), K. Hughes (136), J. Robinson (100)	.....Robert Morris, 2007
T. Scales (167), M. Mines (113), S. Council (110)	.....East Tennessee State, 1991

#### Two Players Each 100 Yards Rushing

<b>Howard Abegesah (112), Cam Jones (100)</b>	.....Army, 2009
Tim Maypray (235), Howard Abegesah (151)	.....Presbyterian, 2008
Tim Maypray (116), Zach Collins (112)	.....Saint Francis, 2008
Sean Mizzer (206), T.J. Snelling (109)	.....Davidson, 2003
T.J. Snelling (135), Sean Mizzer (121)	.....Liberty, 2002
Thomas Haskins (227), Jason White (101)	.....Chattanooga, 1996
Tony Scales (204), Scott Council (191)	.....Richmond, 1991
Tony Scales (161), Marcus Mines (112)	.....Western Carolina, 1991
Floyd Allen (190), Butch Hostetter (101)	.....Appalachian State, 1979
Ronnie Norman (121), Kim Glidewell (157)	.....William and Mary, 1974
Ronnie Norman (173), Kim Glidewell (114)	.....Colgate, 1974

### Team

**Most Rushing Attempts** .....90.....East Tennessee State, 1990

**Fewest Rushing Attempts** .....21.....Marshall, 1988

**Most Net Rushing Yards** .....531.....Richmond, 1991

**Fewest Net Rushing Yards**.....-18.....East Tennessee State, 2000

**Most Rushing Touchdowns** .....10.....Central Florida, 1982



# Records - Passing



**Joey Gibson (1999-2002) is VMI's career leader in passing yards with 5,607, just four yards ahead of Dave Brown (1985-88).**

## Single-Season Leaders

### Individual

#### Highest Pass Efficiency

Howard Dyer.....	175.20.....	1959
<i>(55/105, 1,072 yds, 13 TD, 2 int)</i>		
Dave Brown.....	133.28.....	1986
<i>(106/209, 1,995 yds, 10 TD, 14 int)</i>		
Kirk Monteleone.....	123.64.....	2004
<i>(76/120, 808 yds, 5 TD, 6 int)</i>		
Howard Dyer.....	115.49.....	1960
<i>(87/168, 1,222 yds, 8 TD, 11 int)</i>		

#### Most Passes Attempted

Al Comer.....	348.....	1985
Joey Gibson.....	348.....	2002
Dave Brown.....	329.....	1988
Jonathan Wilson.....	296.....	2003
Jonathan Wilson.....	295.....	2005
Murphy Sprinkel.....	287.....	1969
Joey Gibson.....	276.....	2001

#### Most Passes Completed

Al Comer.....	185.....	1985
Jonathan Wilson.....	184.....	2005
Joey Gibson.....	181.....	2002
Dave Brown.....	178.....	1988
Jonathan Wilson.....	168.....	2003
Joey Gibson.....	144.....	2001

#### Most Yards Gained Passing

Al Comer.....	2,380.....	1985
Joey Gibson.....	2,328.....	2002
Jonathan Wilson.....	2,260.....	2003
Dave Brown.....	2,141.....	1988
Dave Brown.....	1,995.....	1986

#### Most TD Passes Thrown

Joey Gibson.....	17.....	2002
Dave Brown.....	13.....	1988
Howard Dyer.....	13.....	1959
Jonathan Wilson.....	12.....	2003
Hill Ellett.....	11.....	1966

#### Best Pass Completion %

Kirk Monteleone.....	63.3% (76-120).....	2004
Jonathan Wilson.....	62.4% (184-295).....	2005
Jonathan Wilson.....	56.8% (168-296).....	2003
Dave Brown.....	55.3% (126-228).....	1987
Kyle Hughes.....	54.9% (28-51).....	2006
Dave Brown.....	54.1% (178-329).....	1989
Al Comer.....	53.2% (185-348).....	1985
Mark Lambert.....	53.2% (100-188).....	1975
Howard Dyer.....	52.4% (55-105).....	1959

#### Most 200 Yard Passing Games

Joey Gibson.....	7.....	2002
Jonathan Wilson.....	6.....	2003
Al Comer.....	5.....	1985
Jonathan Wilson.....	4.....	2005
Tom Schultze.....	4.....	1972
Dave Brown.....	4.....	1988

### Team

<b>Most Passes Attempted</b> .....	426.....	2001
<b>Fewest Passes Attempted</b> .....	86.....	2008
<b>Most Passes Completed</b> .....	226.....	2001
<b>Fewest Passes Completed</b> .....	27.....	1955
<b>Most Touchdown Passes</b> .....	17.....	1959 & 2002
<b>Fewest Touchdown Passes</b> .....	0.....	1989
<b>Most Yards Gained Passing</b> .....	2,572.....	1985
<b>Fewest Yards Gained Passing</b> .....	438.....	1955

## Career Leaders

### Most Passing Yards

Joey Gibson.....	5,607.....	1999-2002
Dave Brown.....	5,603.....	1985-88
Jonathan Wilson.....	5,096.....	2003-06
Al Comer.....	4,050.....	1982-85
Al Lester.....	3,717.....	1994-97
Tom Schultze.....	3,128.....	1972-73

### Pass Efficiency

Howard Dyer.....	139.74.....	1958-60
<i>(149/286, 2453 yds., 22 TD, 14 int.)</i>		
Dave Brown.....	117.18.....	1985-88
<i>(416/780, 5603 yds., 28 TD, 44 int.)</i>		
Hill Ellett.....	102.54.....	1964-66
<i>(219/460, 2771 yds., 23 TD, 28 int.)</i>		

### Most Completions

Joey Gibson.....	465.....	1999-2002
Jonathan Wilson.....	419.....	2003-06
Dave Brown.....	416.....	1985-88
Al Comer.....	337.....	1982-85
Al Lester.....	336.....	1994-97
Tom Schultze.....	236.....	1972-73

### Most Touchdown Passes

Joey Gibson.....	38.....	1999-2002
Dave Brown.....	28.....	1985-88
Jonathan Wilson.....	28.....	2003-06
Kyle Hughes.....	25.....	2006-09
Hill Ellett.....	23.....	1964-66

### Most Attempts

Joey Gibson.....	908.....	1999-2002
Dave Brown.....	780.....	1985-88
Al Lester.....	746.....	1994-97
Jonathan Wilson.....	721.....	2003-06
Al Comer.....	694.....	1982-85
Murphy Sprinkel.....	560.....	1968-70

### Most 200 Yard Passing Games

Joey Gibson.....	13.....	1999-2002
Jonathan Wilson.....	12.....	2003-06
Dave Brown.....	8.....	1985-88
Tom Schultze.....	6.....	1972-73

### Highest Completion Percentage

Jonathan Wilson.....	58.1%.....	2003-06
Dave Brown.....	53.3%.....	1985-88
Howard Dyer.....	52.1%.....	1958-60
Joey Gibson.....	51.2%.....	1999-2002

### Most Interceptions Thrown

Dave Brown.....	44.....	1985-88
Tom Schultze.....	43.....	1972-73
Al Comer.....	39.....	1982-85
Murphy Sprinkel.....	37.....	1968-70
Robby Clark.....	36.....	1975-78
Al Lester.....	36.....	1994-97

**1,000 Yard-Club**

YEAR	CMP - ATT	YARDS
Al Comer	1985 185 - 348	2,380
Joey Gibson	2002 181 - 348	2,328
Jonathan Wilson	2003 168 - 296	2,260
Dave Brown	1988 178 - 329	2,141
Dave Brown	1986 106 - 209	1,995
Jonathan Wilson	2005 184 - 295	1,861
Tommy Schultze	1972 120 - 242	1,728
Joey Gibson	2001 144 - 276	1,572
Kelly Raber	1981 110 - 215	1,450
Joey Gibson	2000 120 - 236	1,439
Tommy Schultze	1973 116 - 242	1,400
Dave Brown	1987 126 - 228	1,368
Tony Scales	1992 69 - 153	1,312
Hill Ellett	1966 105 - 205	1,281
Kelly Raber	1982 115 - 231	1,256
Hill Ellett	1965 98 - 210	1,254
Howard Dyer	1960 87 - 168	1,222
Dan Fritz	1980 83 - 186	1,202
Mark Lambert	1975 100 - 188	1,176
Murphy Sprinkel	1968 81 - 222	1,163
Al Lester	1995 100 - 207	1,159
Al Lester	1994 96 - 224	1,107
Al Comer	1983 97 - 214	1,109
Kyle Hughes	2007 58 - 113	1,097
Howard Dyer	1959 55 - 105	1,072
Murphy Sprinkel	1969 95 - 287	1,004

**Year-By-Year Leaders**

YEAR	PLAYER	COMP - ATT	YARDS
1953	David Woolwine	32 - 78	440
1954	David Woolwine	35 - 105	530
1955	Bill Nebraska	14 - 49	216
1956	Duke Johnston	41 - 101	653
1957	Duke Johnston	37 - 90	520
1958	Bill Nebraska	26 - 67	497
1959	Howard Dyer	55 - 105	1,072
1960	Howard Dyer	87 - 168	1,222
1961	Bobby Mitchell	69 - 162	949
1962	Mark Mulrooney	24 - 68	263
1963	Butch Nunnally	53 - 124	744
1964	Charlie Sneed	65 - 133	899
1965	Hill Ellett	92 - 210	1,254
1966	Hill Ellett	105 - 205	1,281
1967	Russ Quay	75 - 151	912
1968	Murphy Sprinkel	81 - 222	1,163
1969	Murphy Sprinkel	95 - 187	1,004
1970	Gary Shope	38 - 114	462
1971	Vern Beitzel	77 - 204	934
1972	Tommy Schultze	120 - 242	1,728
1973	Tommy Schultze	116 - 242	1,400
1974	Tony Farry	51 - 117	609
1975	Mark Lambert	100 - 188	1,176
1976	Robby Clark	40 - 96	516
1977	Robby Clark	54 - 105	867
1978	Robby Clark	70 - 173	872
1979	John Bangley	62 - 122	791
1980	Dan Fritz	83 - 186	1,202
1981	Kelly Raber	110 - 215	1,450
1982	Kelly Raber	115 - 231	1,256
1983	Al Comer	97 - 214	1,109
1984	Jim Daly	60 - 124	614
1985	Al Comer	185 - 348	2,380
1986	Dave Brown	106 - 209	1,995
1987	Dave Brown	126 - 228	1,368
1988	Dave Brown	178 - 329	2,141
1989	Tony Scales	16 - 43	337
1990	Tony Scales	39 - 93	751
1991	Tony Scales	30 - 82	613
1992	Tony Scales	69 - 153	1,312
1993	Spike Johnson	29 - 74	377
1994	Al Lester	96 - 224	1,107
1995	Al Lester	100 - 207	1,159
1996	Al Lester	77 - 146	765
1997	Al Lester	63 - 159	686
1998	Aaron Mitchell	53 - 102	916
1999	Joey Gibson	20 - 48	268
2000	Joey Gibson	120 - 236	1,439
2001	Joey Gibson	144 - 276	1,572
2002	Joey Gibson	181 - 348	2,328
2003	Jonathan Wilson	108 - 296	2,260
2004	Kirk Monteleone	76 - 120	808
2005	Jonathan Wilson	184 - 295	1,861
2006	Jonathan Wilson	45 - 92	759
2007	Kyle Hughes	58 - 113	1,097
2008	Kyle Hughes	21 - 52	478
2009	Kyle Hughes	47 - 99	697

**Single-Game Leaders**

**Individual**

**Highest Pass Efficiency (10-19 atts.)**

Tony Scales	404.79	William & Mary, 1990
(9/12, 314 yds., 4TDs, 0 int)		

**Highest Pass Efficiency (20-29 atts.)**

Dave Brown	230.40	The Citadel, 1986
(8/20, 320 yds., 4 TDs, 1 int)		

**Highest Pass Efficiency (30+ atts.)**

Hill Ellett	191.93	Virginia, 1966
(22/32, 274 yds., 4 TDs, 0 int)		

**Most Passes Completed**

Kirk Monteleone	27	Liberty, 2004
Jonathan Wilson	26	Wofford, 2005
Joey Gibson	26	East Tennessee State, 2001
Dave Brown	26	Marshall, 1988
Joey Gibson	25	Samford, 2001
Jonathan Wilson	24	Gardner-Webb, 2005
Robbie Chenault	24	Furman, 1997
Joey Gibson	24	Wofford, 2001
Al Comer	23	James Madison, 1985

**Most Passes Attempted**

Joey Gibson	57	East Tennessee State, 2001
Dave Brown	55	Marshall, 1988
Murphy Sprinkel	49	Boston College, 1968
Joey Gibson	45	Wofford, 2001
Robbie Chenault	43	Furman, 1997
Kirk Monteleone	41	Liberty, 2004
Joey Gibson	41	Western Carolina, 2002

**Highest Completion Percentage (At least 10 atts.)**

Mark Lambert	90.0% (9-10)	Virginia, 1975
--------------	--------------	----------------

**Highest Completion Percentage (11-19 atts.)**

Jonathan Wilson	83.3% (15-18)	Davidson, 2005
-----------------	---------------	----------------

**Highest Completion Percentage (20-29 atts.)**

Al Comer	72.7% (16-22)	East Tennessee State, 1983
----------	---------------	----------------------------

**Highest Completion Percentage (30+ atts.)**

Jonathan Wilson	70.6% (24-34)	Gardner-Webb, 2005
-----------------	---------------	--------------------

**Most Yards Gained Passing**

Dave Brown	422	Appalachian State, 1986
Dave Brown	390	East Tennessee State, 1986
Bobby Mitchell	349	Buffalo, 1961
Joey Gibson	346	The Citadel, 2000

**Most Touchdown Passes Thrown**

Bobby Mitchell	5	Buffalo, 1961
Jonathan Wilson	4	Gardner-Webb, 2005
Joey Gibson	4	The Citadel, 2000
Tony Scales	4	William & Mary, 1990
Dave Brown	4	The Citadel, 1986
Hill Ellett	4	Virginia, 1966

**Most Interceptions Thrown**

Tom Schultz	6	Navy, 1973
Murphy Sprinkel	6	Boston College, 1968

**Team**

<b>Most Passes Attempted</b>	58	Wofford, 2001
<b>Fewest Passes Attempted</b>	2	The Citadel, 1955 & 1999
<b>Most Passes Completed</b>	28	vs. Wofford, 2001
<b>Fewest Passes Completed</b>	0	The Citadel, 1999
	0	Marshall, 1989
	0	Boston College, 1954
	0	The Citadel, 1953
<b>Most Net Yards Passing</b>	422	Appalachian State, 1986
<b>Fewest Net Yards Passing</b>	-1	Richmond, 2006
<b>Most Touchdown Passes</b>	5	Boston College, 1968
<b>Most Passes Had Intercepted</b>	6	Buffalo, 1961

# Records - Receiving



**Mark Stock (1985-88) still holds the school's single-game, single-season and career receiving yards records and had 17 career 100-yard receiving games.**

## Single-Game Leaders

### Most Receptions

Jeff Hubbard	13	Furman, 1995
Zohn Burden	10	Ohio, 2004 & Liberty, 2004
John Puvogel	10	Samford, 2001
Teray Frost	10	Morehead State, 1998
Tom Radle	10	Virginia, 1982
Frank Easterly	10	Boston College, 1967

### Most Receiving Yards

Mark Stock	263	East Tennessee State, 1986
Mark Stock	220	Appalachian State, 1986
Tim Maypray	209	Charleston Southern, 2007
Teray Frost	193	Morehead State, 1998
Jeff Hubbard	183	Furman, 1995
Mark Stock	159	The Citadel, 1986
Dan Lyle	154	William & Mary, 1990
James Wright	154	Marshall, 1985
Zohn Burden	153	Gardner-Webb, 2005

## Year-By-Year Leaders

YEAR	PLAYER	REC	YARDS
1953	Charlie Boyd	12	127
1954	Tom Dooley	11	229
1955	Dale Vaughn	6	92
1956	Bobby Jordan	14	249
1957	Bobby Jordan	19	317
1958	Carl Kasko	12	220
1959	Dick Evans	35	698
1960	Stinson Jones	26	394
1961	Kenny Reeder	26	323
1962	Kenny Reeder	12	159
1963	Joe Bush	20	333
1964	Joe Bush	18	232
1965	Carl Rhodes	32	518
1966	Bill McGowan	23	235
1967	Frank Easterly	43	506
1968	Frank Easterly	36	508
1969	Colby Trammell	29	324
1970	Steve Conlan	26	291
1971	Don Reisch	18	183
1972	Ronnie Moore	40	673
1973	Ronnie Moore	46	676
1974	Allen Morgan	21	308
1975	Ronnie Moore	47	662
1976	Johnny Garnett	23	329
1977	Johnny Garnett	23	371
1978	Robert Savage	22	358
1979	Brian Quisenberry	23	265
1980	Brian Quisenberry	16	238
1981	Teddy Gottwald	25	385
1982	Tom Radle	54	598
1983	Steve Pancham	33	334
1984	Steve Pancham	38	475
1985	Mark Stock	31	605
1986	Mark Stock	45	1,123
1987	James Wright	37	566
1988	Mark Stock	74	1,161
1989	Mark Rumph	16	276
1990	Dan Lyle	23	520
1991	Dan Lyle	16	424
1992	Dan Lyle	29	631
1993	Marlon Anderson	21	287
1994	Timmy Williams	23	476
1995	Jeff Hubbard	40	603
1996	Ed Pearson	22	262
1997	Richard Holland	37	464
1998	Teray Frost	37	654
1999	Aaron Yarbough	11	153
2000	Teray Frost	41	621
2001	Pedro Garcia	48	540
2002	Pedro Garcia	46	803
2003	Zohn Burden	36	599
2004	Zohn Burden	57	595
2005	Zohn Burden	58	742
2006	Willie Bell	17	340
2007	Tim Maypray	31	615
2008	Zach Collins	6	231
2009	Mario Scott	14	237

## Career Leaders

### Most Receptions

Mark Stock	165	1985-88
Zohn Burden	162	2002-05
Ronnie Moore	153	1972-75
Gary Price	117	2002-05
James Wright	114	1984-87
Steve Pancham	111	1982-85
T.J. Snelling	105	2000-03
Pedro Garcia	98	1998-99,01-02

### Most Receiving Yards

Mark Stock	3,091	1985-88
Ronnie Moore	2,297	1972-75
Zohn Burden	2,111	2002-05
Dan Lyle	1,794	1989-92
James Wright	1,507	1984-87
Teray Frost	1,477	1997-2000
Pedro Garcia	1,373	1998-99,01-02

### Most Touchdown Receptions

Mark Stock	20	1985-88
Zohn Burden	13	2002-05
Teray Frost	13	1997-2000
Tim Maypray	13	2006-09
Ronnie Moore	12	1972-75

### Most Consecutive Games With A Reception

Zohn Burden	34	2002-05
Gary Price	34	2002-05
Kevin Solomon	23	1999-2002
Mark Stock	22	1985-88
Ronnie Moore	22	1972-73
Johnny Garnett	18	1976-77

### Most 100-Yard Receiving Games

Mark Stock	17	1985-88
Zohn Burden	5	2002-05
Ronnie Moore	4	1972-75
Dan Lyle	3	1989-92
Keith Washington	3	1983-86
Teray Frost	3	1997-00

### Two Players Each 100 Yards Receiving

Frank Easterly (118), Jimmy Burg (112)	Davidson, 1967
James Wright (154), Mark Stock (109)	Marshall, 1985
Mark Stock (159), Keith Washington (122)	The Citadel, 1986

## Single-Season Leaders

### Most Receptions

Mark Stock	74	1988
Zohn Burden	58	2005
Zohn Burden	57	2004
Tom Radle	54	1982
Pedro Garcia	48	2001
Ronnie Moore	47	1975
Ronnie Moore	46	1973
Pedro Garcia	46	2002

### Most TD Receptions

Mark Stock	9	1988
Carl Rhodes	9	1965
Dick Evans	9	1959
Mark Stock	8	1986

### Most 100 Yard Receiving Games

Mark Stock	8	1988
Mark Stock	5	1986
Mark Stock	3	1985

## 500-Yard Club

YEAR	REC	YARDS
1988	74	1,161
1986	45	1,123
2002	46	803
2005	58	742
1959	35	698
1973	46	676
1972	40	673
1975	47	662
1998	37	654
1992	29	631
2000	41	621
1985	31	605
1995	40	603
2003	36	599
1982	54	598
2004	57	595
1987	37	566
2001	48	540
1990	23	520
1965	32	518
1968	36	508
1967	43	506

# Records - Total Offense



Tony Scales (1989-92) ranks as VMI's career total offense leader with 5,488 yards, just 11 ahead of Thomas Haskins.

## Single-Game Leaders

### Individual

#### Most Yards Total Offense

Dave Brown	400	Appalachian State, 1986
Dave Brown	399	East Tennessee State, 1986
Al Comer	365	Marshall, 1985
Bobby Mitchell	344	Buffalo, 1961
Tony Scales	339	William & Mary, 1990

#### Most Total Offensive Plays

Dave Brown	64	Marshall, 1988
Joey Gibson	61	East Tennessee State, 2001
Murphy Sprinkel	59	Boston College, 1968
Al Comer	54	James Madison, 1985
Al Comer	53	William & Mary, 1985

#### Players With 100 Yards Rushing & Passing In A Game

Kyle Hughes (141 pass, 141 rush)	Richmond, 2009
Kyle Hughes (136 pass, 108 rush)	Robert Morris, 2007
Tony Scales (161 rush, 100 pass)	Western Carolina, 1991

### Team

<b>Most Total Plays</b>	95	Gardner-Webb, 2007
	95	James Madison, 1990
	95	East Tennessee State, 1990
<b>Fewest Total Plays</b>	43	Richmond, 1961
<b>Most Total Offense</b>	664	West Virginia Tech, 1992
<b>Least Total Offense</b>	61	Villanova, 1962
<b>Most Total First Downs</b>	34	West Virginia Tech, 1990
<b>Fewest Total First Downs</b>	2	Villanova, 1962
<b>Most First Downs (Rush)</b>	26	West Virginia Tech, 1990
<b>Fewest First Downs (Rush)</b>	1	Villanova & Virginia, 1962
		UT-Chattanooga, 1985
<b>Most First Downs (Pass)</b>	16	Appalachian State, 1988
<b>Fewest First Downs (Pass)</b>	0	11 Times, (Last Time-Old Dominion, 2009)

## Career Leaders

### Most Total Yards Gained

Tony Scales	5,488	1989-92
Thomas Haskins	5,477	1993-96
Dave Brown	5,205	1985-88
Al Lester	4,212	1994-97
Al Comer	4,130	1982-85

### Most Total Plays

Dave Brown	1,072	1985-88
Al Lester	1,061	1994-97
Tony Scales	932	1989-92
Al Comer	919	1982-85
Thomas Haskins	911	1993-96
Floyd Allen	860	1978-81

## Single-Season Leaders

### Individual

#### Most Total Plays

Al Comer	460	1985
Joey Gibson	455	2002
Dave Brown	416	1988

#### Most Total Yards Gained

Joey Gibson	2,597	2002
Al Comer	2,424	1985
Jonathan Wilson	2,276	2003
Dave Brown	1,971	1988

### Team

<b>Most Total Plays</b>	869	2002
<b>Most Total Yards</b>	4,785	2008
<b>Fewest Total Yards</b>	1,813	1969

## 1,000-Yard Club

PLAYER	YEAR	RUSH-YDS	-----PASSES-----		TOTAL PLAYS	TOTAL YARDS	YARDS PER GAME
			COMP-ATT	YARDS			
QB Joey Gibson	2002	107-269	181-348	2,328	455	2,597	216.4
QB Al Comer	1985	112-44	185-348	2,380	460	2,424	220.4
QB Jonathan Wilson	2003	71-16	168-296	2,260	367	2,276	189.7
QB Dave Brown	1988	87-(170)	178-329	2,141	416	1,971	183.7
QB Dave Brown	1986	99-96	106-209	1,995	308	1,899	189.9
QB Tony Scales	1992	147-1,312	69-153	1,312	300	1,889	171.7
QB Jonathan Wilson	2005	91-6	184-295	1,861	386	1,867	169.7
TB Thomas Haskins	1996	292-1,698	2-6	60	292	1,758	159.8
QB Tony Scales	1991	185-1,105	30-82	613	267	1,718	156.2
QB Joey Gibson	2001	49-47	144-276	1,572	325	1,619	202.4
TB Thomas Haskins	1995	248-1,548	0-2	0	250	1,548	140.7
QB Tim Maypray	2008	195-1,406	9-19	255	214	1,521	138.3
TB Thomas Haskins	1994	258-1,509	0-1	0	259	1,509	137.2
QB Kelly Raber	1981	79-39	110-215	1,450	294	1,489	148.9
QB Howard Dyer	1960	92-256	87-168	1,222	260	1,478	147.8
QB Kelly Raber	1982	93-170	115-231	1,256	324	1,426	129.6
QB Joey Gibson	2000	61-(36)	120-236	1,439	297	1,403	175.4
QB Tom Schultze	1972	89-(360)	120-242	1,728	331	1,360	123.6
QB Al Lester	1995	108-199	100-207	1,159	315	1,358	123.5
QB Dave Brown	1987	96-(73)	126-228	1,368	324	1,295	117.7
QB Tony Scales	1990	134-544	39-93	751	227	1,295	117.7
TB Floyd Allen	1980	291-1,276	0-0	0	291	1,276	116.0
TB Floyd Allen	1979	265-1,249	0-0	0	265	1,249	113.5
TB Andre Gibson	1977	256-1,218	2-5	25	261	1,243	113.0
QB Tom Schultze	1973	65-(158)	116-242	1,400	307	1,242	112.9
QB Hill Ellett	1965	77-(36)	98-210	1,254	287	1,218	121.8
QB Hill Ellett	1966	60-(84)	105-205	1,281	265	1,197	119.7
QB Howard Dyer	1959	56-110	55-105	1,072	161	1,182	118.2
QB Al Comer	1983	61-6	97-214	1,109	275	1,115	101.4
QB Mark Lambert	1975	46-(64)	100-188	1,176	234	1,112	101.1
QB Russ Quay	1967	106-196	72-151	912	178	1,108	110.8
TB Ronnie Norman	1974	205-1,045	0-0	0	205	1,045	96.4
QB Al Lester	1994	51-(77)	96-224	1,107	275	1,030	93.6
TB Sean Mizzer	2006	209-1,022	0-0	0	209	1,022	92.9
QB Dan Fritz	1980	68-(188)	83-186	1,202	254	1,014	92.2
QB Murphy Sprinkel	1968	93-(157)	81-222	1,163	315	1,006	100.6
QB Aaron Mitchell	1998	160-85	53-102	916	262	1,001	91.0

# Records - All-Purpose/Longest Plays



*Tim Maypray broke the single-game all-purpose yards mark by totaling 346 yards against Charleston Southern in 2007.*

## Single-Season Leaders

### All Purpose Yards

Thomas Haskins .....	2,134 .....	1995
Thomas Haskins .....	2,092 .....	1996
Mark Stock .....	2,011 .....	1988
Thomas Haskins .....	2,005 .....	1994
Tim Maypray .....	1,976 .....	2007
Sean Mizzer .....	1,509 .....	2003
Sean Mizzer .....	1,480 .....	2004
Floyd Allen .....	1,451 .....	1979

## Single-Game Leaders

### All-Purpose Yards

Tim Maypray .....	346 .....	Charleston Southern, 2007
Tim Maypray .....	332 .....	Presbyterian, 2008
Thomas Haskins .....	328 .....	Richmond, 1994
Thomas Haskins .....	326 .....	The Citadel, 1994
Thomas Haskins .....	325 .....	The Citadel, 1996
Thomas Haskins .....	309 .....	UT-Chattanooga, 1995
Thomas Haskins .....	303 .....	Liberty, 1995
Mark Stock .....	296 .....	East Tennessee State, 1986
Thomas Haskins .....	292 .....	The Citadel, 1993

### Players With 100 Yards Rushing & Receiving In A Game

Sean Mizzer (106 rushing, 104 receiving) .....	.....	Western Carolina, 2002
--	-------	------------------------

## Career Leaders

### Most All-Purpose Yardage

Thomas Haskins .....	7,405 .....	1993-96
Tim Maypray .....	6,129 .....	2006-09
Sean Mizzer .....	5,736 .....	2002-06
Ronnie Moore .....	4,652 .....	1972-75
Mark Stock .....	4,366 .....	1985-88
Floyd Allen .....	4,131 .....	1978-81
James Wright .....	3,248 .....	1984-87
Teray Frost .....	3,204 .....	1999-2000

### Most Attempts

Thomas Haskins .....	1,022 .....	1993-96
Floyd Allen .....	911 .....	1978-81
Sean Mizzer .....	869 .....	2002-06
Kim Glidewell .....	646 .....	1973-76

## Longest Plays

### Longest Run From Scrimmage

Granville Amos .....	98 .....	William & Mary, 1964
Marcus Mines .....	85 .....	West Virginia Tech, 1992
Andre Gibson .....	85 .....	Furman, 1976
Michael Rainey-Wiles .....	83 .....	Lock Haven, 2007
Johnny Mapp .....	83 .....	Catawba, 1953
Mike Patterson .....	81 .....	Virginia, 1964
Thomas Haskins .....	80 .....	UT-Chattanooga, 1995
Pete Mazik .....	80 .....	Virginia Tech, 1962

### Longest Pass Play

Brown-Stock .....	93 .....	Appalachian State, 1986
Hughes-Collins .....	90 .....	Coastal Carolina, 2008
Hughes-Maypray .....	87 .....	Charleston Southern, 2007
Brown-Stock .....	85 .....	East Tennessee State, 1986
Johnston-Jordan .....	85 .....	Lehigh, 1956
Clark-Garnett .....	84 .....	Furman, 1977
Clark-Garnett .....	78 .....	Virginia, 1977

### Longest Interception Return

Andy Tucker .....	100 .....	Richmond, 1961
Robert Mason .....	90 .....	Lehigh, 2005
Vern Keefer .....	86 .....	Davidson, 1958
Kerr Kump .....	80 .....	Boston College, 1967
Justin Huggard .....	70 .....	Charleston Southern, 2003
Mike Mayo .....	69 .....	The Citadel, 1986

### Longest Kickoff Return

Richard Holland .....	100 .....	Furman, 2000
Tim Maypray .....	99 .....	The Citadel, 2007
Pete Johnson .....	97 .....	Villanova, 1958
Sam Woolwine .....	93 .....	Richmond, 1956
John Traynham .....	90 .....	Marshall, 1961
Ronnie Moore .....	89 .....	Davidson, 1975

### Longest Punt Return

Chris Witts .....	87 .....	Davidson, 1989
Tim Maypray .....	86 .....	Gardner-Webb, 2009
Kerr Kump .....	84 .....	William & Mary, 1968
Robert Savage .....	70 .....	Lehigh, 1978
Gary McNeal .....	70 .....	William & Mary, 1976
Ronnie Moore .....	66 .....	Davidson, 1974

### Longest Field Goal

Matt Maxey .....	57 .....	Georgia Southern, 2000
Barrett Way .....	53 .....	Liberty, 2004
Matt Sharpe .....	53 .....	Coastal Carolina, 2003
Lee Wimbish .....	52 .....	Richmond, 1980
Barrett Way .....	51 .....	Gardner-Webb, 2005
Mike Harris .....	51 .....	Richmond, 1997
Craig Jones .....	50 .....	William & Mary, 1977
Mike Harris .....	49 .....	Marshall, 1996
Wade Hawkins .....	49 .....	UT-Chattanooga, 1989
Jim Wall .....	49 .....	Richmond, 1986
Craig Jones .....	49 .....	ECU, 1978

### Longest Punt

Brent Barth .....	73 .....	Appalachian State, 2000
Brent Barth .....	70 .....	Appalachian State, 2001
Sam Horner .....	68 .....	Villanova, 1958
Brent Barth .....	67 .....	Duquesne, 2001
Butch Nunnally .....	67 .....	Iowa State, 1963
Sam Horner .....	66 .....	Virginia Tech, 1959

# Records - Returns/Punting

## Career Return Leaders

### Most Kickoff Returns

Tim Maypray	98	2006-09
James Wright	82	1984-87
Ronnie Moore	76	1972-75
Thomas Haskins	73	1993-96
Titus Green	67	2001,03,05

### Most Punt Returns

Ronnie Moore	65	1972-75
Mark Stock	63	1985-88
Gary McNeal	56	1975-78

### Most Punt Return Yardage

Ronnie Moore	741	1972-75
Mark Stock	530	1985-88
Gary McNeal	518	1975-78

### Most Interception Return Yards Gained

Kerr Kump	261	1966-68
Stinson Jones	205	1958-61
Mike Mayo	205	1984-87

### Most Interception Return Touchdowns

Stinson Jones	2	1958-61
---------------	---	---------



Top - Ronnie Moore (1972-75) amassed the most punt return yards in school history.



Brent Barth (1999-02) averaged over 42 yards per punt in his career, the best-ever by a Keydet punter.

## Career Punting Leaders

### Most Punts

Jim Bailey	276	1969-71
Brent Barth	272	1999-2002
Adam Peters	221	2003-06
Brian Southard	216	1989-92

### Most Yards

Brent Barth	11,438	1999-2002
Jim Bailey	10,127	1969-71

Adam Peters	8,700	2003-06
Brian Southard	7,823	1989-92

### Highest Average (min. 60 punts)

Brent Barth	42.1	1999-2002 (272 punts for 11,438 yards)
Sam Horner	41.8	1956-59 (65 punts for 2,718 yards)

## Single-Game Return Leaders

### Most Kickoff Return Yards

Titus Green	207	Furman, 2001
-------------	-----	--------------

### Most Punt Return Yards

Ronnie Moore	169	Davidson, 1974
--------------	-----	----------------

### Most Yards Gained on Interception Returns

Andy Tucker	100	Richmond, 1961
-------------	-----	----------------

## Single-Game Punting Leaders

### Individual

#### Most Punts

Jim Bailey	13	West Virginia, 1969
------------	----	---------------------

#### Most Total Yards Punting

Jim Bailey	472	West Virginia, 1969
------------	-----	---------------------

### Team

Most Punts	13	West Virginia, 1969
------------	----	---------------------

Most Total Yards Punting	472	West Virginia, 1969
--------------------------	-----	---------------------

## Single-Season Return Leaders

### Individual

#### Most Yardage, Kickoff Returns

Tim Maypray	972	2009
Tim Maypray	889	2007
Rajah Jenkins	763	2008
Kevin Solomon	750	2002
Titus Green	634	2001
Richard Holland	628	2000
Bryant McMillian	559	1991
Thomas Haskins	553	1995
Titus Green	539	2005
Thomas Haskins	532	1993

#### Most Yardage Punt Returns

Eddie Willis	349	1965
Kerr Kump	327	1968
Mark Stock	260	1988

#### Most Yardage, Interception Returns

Kerr Kump	160	1967
Stinson Jones	127	1961
Andy Tucker	122	1961
Kerr Kump	101	1968

### Team

Most Yards, Interception Returns	334	1961
----------------------------------	-----	------

## Single-Season Punting Leaders

### Individual

#### Most Punts

Jim Bailey	101	1969
Jim Bailey	93	1970
Jim Bailey	82	1971

#### Best Punting Average

Sam Horner	42.6	1958
Bobby Jordan	42.4	1955
Bobby Jordan	42.0	1957

# Records - Defense



John Willison (1973-76) makes one of his school-record 257 career solo tackles.

## Career Leaders

<b>Interceptions</b>		<b>Total Tackles</b>	
Mike Mayo.....	15.....1984-87	Mike Rogers.....	457.....1994-97
Stinson Jones.....	14.....1958-61	John Willison.....	456.....1973-76
Musa Sarki.....	12.....2000-03	Melvin Rucker.....	399.....1979-82
Steve Umberger.....	12.....1980-82	Robert Mason.....	371.....2002-05
Kerr Kump.....	12.....1966-68	Glen Jones.....	367.....1974-77
Frank Ladson.....	11.....1982-83	Derik Screen.....	357.....2000-03
Chris Clark.....	10.....1984-87	Andre Curtis.....	354.....1995-98
<b>Solo Tackles</b>		Camillus Musselman.....	352.....1990-93
John Willison.....	257.....1973-76	Chris Walsh.....	349.....1999-2002
Glen Jones.....	243.....1974-77	Todd Baldwin.....	346.....2002-05
Camillus Musselman.....	220.....1990-93		
Mike Rogers.....	207.....1994-97		
Melvin Rucker.....	203.....1979-82		
Walt Bellamy.....	188.....1977-79		
Wayne Purcell.....	188.....1987-90		
Robert Mason.....	183.....2002-05		
Mike Mayo.....	166.....1984-87		



Melvin Rucker (1979-82) made 158 tackles in 1981, a mark that still stands atop the single-season recordbook.

## Single-Game Leaders

### Solo Tackles (First Hits)

John Willison.....	16.....	William & Mary, 1976
Walt Bellamy.....	16.....	Virginia, 1979
Glen Ralston.....	15.....	Appalachian State, 1984
Bruce Kitchen.....	15.....	Virginia Tech, 1979
Frank Ladson.....	15.....	Richmond, 1983

### Total Tackles

Glen Ralston.....	25.....	Western Carolina, 1984
Mike Mayo.....	24.....	Richmond, 1985
Glen Ralston.....	23.....	Appalachian State, 1984
Mike Rogers.....	22.....	William & Mary, 1996
Mike Rogers.....	21.....	ETSU, 1996
Matt Kluk.....	20.....	Georgia Southern, 1999
Anthony McIntosh.....	20.....	The Citadel, 1988

### Most Interceptions

Christian Kelly.....	3.....	Charleston Southern, 2006
Gene Williams.....	3.....	The Citadel, 1973
John Landry.....	3.....	Virginia, 1972
Stinson Jones.....	3.....	Villanova, 1961

### Most Fumbles Recovered

Mike Kemp.....	3.....	East Tennessee State, 1989
----------------	--------	----------------------------

## Single-Season Leaders

### Solo Tackles

Camillus Musselman.....	91.....	1992
Cornell Lewis.....	89.....	1996
Andy Titone.....	88.....	1986
Melvin Rucker.....	88.....	1981
Dan Young.....	86.....	1987
Glen Ralston.....	86.....	1984
Anthony McIntosh.....	81.....	1988
John Willison.....	79.....	1976

### Total Tackles

Melvin Rucker.....	158.....	1981
Mike Rogers.....	156.....	1996
Mike Rogers.....	151.....	1997
Derik Screen.....	144.....	2003
Glen Ralston.....	144.....	1984
Melvin Rucker.....	141.....	1980
Justin Huggard.....	136.....	2005
Camillus Musselman.....	130.....	1991
Anthony McIntosh.....	128.....	1988
Dan Young.....	128.....	1987

### Interceptions

Mike Mayo.....	7.....	1985
Frank Ladson.....	7.....	1982
Steve Umberger.....	7.....	1982
Kerr Kump.....	7.....	1967

### Fumbles Recovered

Mark Weiss.....	7.....	1970
-----------------	--------	------



**Single-Game Team Superlatives**

<b>Most Interceptions</b> .....6.....	Virginia Tech, 1959
<b>Most Fumbles Recovered</b> .....6.....	East Tennessee State, 1994
.....6.....	West Virginia, 1969
<b>Fewest Yards Penalized</b> .....0.....	Richmond, 1973
.....0.....	Boston College, 1968
.....0.....	Army, 1956
<b>Fewest First Downs Allowed</b> .....4.....	Virginia Tech '61, Furman '70
<b>Most First Downs Allowed</b> .....36.....	William & Mary '91, '93
<b>Fewest Rushing Yards Allowed</b> .....4.....	Saint Francis, 2008
<b>Most Rushing Yards Allowed</b> .....558.....	Georgia Tech, 1975
<b>Fewest Passing Yards Allowed</b> .....-16.....	Richmond, 1957*
<b>Most Passing Yards Allowed</b> .....642.....	Marshall, 1991
<b>Most Total Offense Allowed</b> .....789.....	Marshall, 1991
<b>Least Total Offense Allowed</b> .....42.....	Davidson, 1975
<b>Most Total Offensive Plays Allowed</b> .....99.....	Gardner-Webb, 2005
<b>Fewest Offensive Plays Allowed</b> .....41.....	Virginia Tech, 1961
.....41.....	Florida State, 1954
<b>Fewest Rushing Attempts Allowed</b> .....20.....	West Virginia Tech, 1990
.....20.....	Davidson, 1973
<b>Most Rushing Attempts Allowed</b> .....82.....	Georgia Tech, 1975
<b>Fewest Passing Attempts Allowed</b> .....0.....	Virginia Tech, 1976
<b>Most Passing Attempts Allowed</b> .....60.....	Davidson, 2006
<b>Most Points Allowed</b> .....73.....	Liberty, 2007
<b>Most Touchdowns Allowed</b> .....10.....	Liberty, 2007
.....10.....	The Citadel, 2007
.....10.....	Virginia Tech, 1966
.....10.....	Cincinnati, 1953
<b>Most Rushing Touchdowns allowed</b> .....8.....	Furman, 1999
<b>Most Passing Touchdowns allowed</b> .....6.....	Marshall, 1991
<b>Most Defensive Extra Points</b> .....2.....	Davidson, 1989

\*- NCAA Record

**Single-Season Team Superlatives**

<b>Most Points Allowed</b> .....468.....	1998
<b>Fewest Points Allowed</b> .....93.....	1959
<b>Most First Downs Allowed</b> .....268.....	2000
<b>Fewest First Downs Allowed</b> .....126.....	1958 & 1963
<b>Most Pass Completions Allowed</b> .....200.....	2008
<b>Fewest Pass Completions Allowed</b> .....40.....	1975
<b>Most Pass Attempts Allowed</b> .....338.....	2002
<b>Fewest Pass Attempts Allowed</b> .....106.....	1954
<b>Most Interceptions</b> .....28.....	1959
<b>Most TDs Via Interceptions</b> .....4.....	1961
<b>Fewest Interceptions</b> .....4.....	1964 & 1997
<b>Most Rushing Yards Allowed</b> .....3,231.....	1998
<b>Fewest Rushing Yards Allowed</b> .....1,313.....	1954
<b>Most Rushing Attempts Allowed</b> .....643.....	1974
<b>Fewest Rushing Attempts Allowed</b> .....288.....	1954
<b>Most Passing Yards Allowed</b> .....2,824.....	1991
<b>Fewest Passing Yards Allowed</b> .....562.....	1975
<b>Most Total Offense Allowed</b> .....5,390.....	2000
<b>Least Total Offense Allowed</b> .....2,204.....	1954
<b>Most Offensive Plays Allowed</b> .....871.....	1970
<b>Fewest Offensive Plays Allowed</b> .....394.....	1954

**Year-By-Year Leaders**

**Solo Tackles (First Hits)**

2009.....Byron Allen.....45
2008.....Bryant Youngblood.....38
2007.....Marcus Brown.....39
.....& Bryant Youngblood.....39
2006.....Patrick McKinney.....37
2005.....Justin Huggard.....50
2004.....Robert Mason.....66
2003.....Derik Screen.....60
2002.....Robert Mason.....44
2001.....Derik Screen.....61
2000.....Chris Walsh.....64
1999.....Deffy Mubangu.....58
1998.....Quesuan Wigfall.....60
1997.....Mike Rogers.....67
1996.....Cornell Lewis.....89
1995.....Kelly Cook.....62
1994.....Terry Tucker.....60
1993.....Kevin Reardon.....71
1992.....Camillus Musselman.....91
1991.....Camillus Musselman.....66
1990.....Wayne Purcell.....64
1989.....Wayne Purcell.....68
1988.....Anthony McIntosh.....81
1987.....Dan Young.....86
1986.....Andy Titone.....88
1985.....Ambrose Phillips.....50
1984.....Glen Ralston.....86
1983.....Frank Ladson.....77
1982.....Jim Rice.....50
1981.....Melvin Rucker.....88
1980.....Melvin Rucker.....70
1979.....Walt Bellamy.....77
1978.....Walt Bellamy.....69
1977.....Ned Stepanovich.....55
1976.....John Willison.....79
1975.....Glen Jones.....76
1974.....John Willison.....77
.....& Phil Upton.....77

**Total Tackles**

<b>(Solo and Assists)</b>	2009.....Byron Allen.....93
2008.....A.J. Gross.....67	
2007.....Patrick McKinney.....78	
2006.....Patrick McKinney.....82	
2005.....Justin Huggard.....136	
2004.....Robert Mason.....120	
2003.....Derik Screen.....144	
2002.....Robert Mason.....80	
2001.....Derik Screen.....106	
2000.....Chris Walsh.....113	
1999.....Deffy Mubangu.....98	
1998.....Andre Curtis.....106	
1997.....Mike Rogers.....151	
1996.....Mike Rogers.....156	
1995.....Kelly Cook.....121	
1994.....Terry Tucker.....93	
1993.....Kevin Reardon.....119	
1992.....Camillus Musselman.....127	
1991.....Camillus Musselman.....130	
1990.....Wayne Purcell.....94	
1989.....Wayne Purcell.....102	
1988.....Anthony McIntosh.....128	
1987.....Dan Young.....128	
1986.....Andy Titone.....118	
1985.....Mike Mayo.....89	
1984.....Glen Ralston.....144	
1983.....Frank Ladson.....106	
1982.....Jim Rice.....92	
1981.....Melvin Rucker.....158	
1980.....Melvin Rucker.....141	
1979.....Walt Bellamy.....124	
1978.....Walt Bellamy.....122	
1977.....Ned Stepanovich.....90	
1976.....John Willison.....110	
1975.....Glen Jones.....114	
1974.....John Willison.....126	

**Fumbles Recovered**

2009.....Eric Church.....3
2008.....Bryant Youngblood.....2
2007.....Josh Wine.....3
2006.....Keith Taylor.....2
2005.....Todd Baldwin.....2
.....& Travis Ludden.....2
2004.....4 Players with.....2
2003.....Justin Huggard.....2
.....& Mike Maleski.....2
2002.....10 Players with.....1
2001.....Derik Screen.....2
2000.....Quesuan Wigfall.....4
1999.....Richard Holland.....3
1998.....David Budlong.....2
.....& Darius Parker.....2
1997.....Mike Rogers.....2
.....& Quesuan Wigfall.....2
1996.....Matt Coley.....2
1995.....Kelly Cook.....2
.....& Tom Curran.....2
1994.....Damon Pinero.....3
1993.....Drew Dunnington.....4
1992.....Eugene Pribila.....2
.....& Mike Morgan.....2
1991.....Six Players With.....1
1990.....Todd Washington.....3
1989.....Mike Kemp.....3
1988.....Anthony McIntosh.....3
1987.....Todd Freiwald.....2
1986.....Andy Titone.....3
1985.....Three Players With.....3
1984.....Jimmy Walker.....3
1983.....Three Players With.....2
1982.....Blake Hippenstiel.....4
1981.....Jim Rice.....4
1980.....Barry Smith.....2
1979.....Tim Cox.....3
1978.....Walt Bellamy.....2
1977.....Glen Jones & Dale Ogg.....3
1976.....Four Players With.....3
1975.....Eric Radford.....3
1974.....Terry White.....4

**Passes Intercepted**

2009.....Four Players with.....1
2008.....B. Allen & J. Rochester.....2
2007.....K. Taylor & B. Youngblood.....1
2006.....C. Kelly & J. Walton.....3
2005.....Four Players with.....2
.....& Travis Ludden.....2
2004.....J. Huggard & J. Walton.....2
2003.....Musa Sarki.....5
2002.....Musa Sarki.....6
2001.....DeAngello Plather.....3
2000.....Richard Holland.....3
1999.....R. Holland & D. Mubangu.....2
1998.....John Herrin.....3
1997.....Four players with.....1
1996.....Demond Ferebee.....5
1995.....K. Cook & T. Williams.....2
1994.....Torre Costin.....3
1993.....Kevin Reardon.....3
1992.....M. Morgan & T. Tucker.....2
1991.....Dewayne Arkadie.....5
1990.....Boo Lassiter.....5
1989.....Five Players with.....1
1988.....Three Players with.....2
1987.....Mike Mayo.....5
1986.....Mike Mayo.....3
1985.....Mike Mayo.....7
1984.....Scott Vaughn.....3
1983.....Frank Ladson.....4
1982.....F. Ladson & S. Umberger.....7
1981.....L. Dunnville & S. Umberger.....4
1980.....Les Dunnville.....3
1979.....Tim Cox.....3
1978.....Four Players with.....2
1977.....Tim Cox & Gary McNeal.....3
1976.....Bobby McQueen.....4
1975.....Bobby McQueen.....5



# All-Conference Players

## First Team All-Big South

SEASON	NAME, CLASS, POSITION
2003.06	Sean Mizzer, '06, RB
2003	Sam Brown, '04, OL
2003.05	Vicheal Foxx, '05, DT
2003	Derik Screen, '04, LB
2003	Musa Sarki, '04, DB
2003	Matt Sharpe, '04, PK
2004.05	Zohn Burden '06, WR
2004.05	Justin Huggard '06, LB
2004.05	Robert Mason '06, DB
2004	Ross Booth '05, LS
2005	Jeremy Ward '06, OL
2006	Eric Hall, '06, DL
2006	Jamaal Walton, '06 DB
2007	Tommy Lloyd, '08 DE
2007	Tim Maypray, '09 KR
2009	Tim Maypray, '09 PR

## First Team All-SoCon

SEASON	NAME, CLASS, POSITION
1935.36	Jim Farley, '37, G
1937.38	Paul Shu, '39, B
1942	Joe Muha, '43, B
1945.47	Chi Mills, '48, T
1945	Lyn Chewning, '49C, B
1952	Bill Brehaney, '53, B
1953	Johnny Mapp, '54, B
1956.57	Sam Woolwine, '58, B
1957.58	Jim McFalls, '59, T
1957	Lou Farmer, '58, G
1957	Bobby Jordan, '58, B
1958	Jerry Borst, '59, C
1958.59	Sam Horner, '60, B
1959.60	Howard Dyer, '61, B
1960	Don Kern, '61, B
1960	Lou Shuba, '61, G
1962.63	Bill Welsh, '64, T
1964	Mike Patterson, '65, DB
1964.65	John Turner, '66, DT
1965.66.67	Bob Schmalzriedt, '68, LB
1967	Bob Habasevich, '69, HB
1967.68	Bob Biddle, '69, OG
1968	Kerr Kump, '68, DB
1970	Don Cupit, '72, KS
1971	Pete Ramsey, '72, OT
1972.73.74	Andy Dearman, '75, OT
1973	Gene Williams, '74, DB
1974	Doug Hines, '76, C
1974	Ronnie Norman, '75, RB
1974.75	Ronnie Moore, '76, WR
1976.77	Ned Stepanovich, '78, DT
1976	Ed Glackin, '77, OT
1977	Andre Gibson, '78, RB
1977	Tom Replogle, '78, OG
1977	Greg Arnett, '78, DE
1977	Glen Jones, '78, LB
1977	Gary McNeal, '79, DB
1978	Bob Bookmiller, '79, OT
1977.78.79	Craig Jones, '80, KS
1979	Walt Bellamy, '80, DB
1979	John Shuman, '80, OT
1979.80.81	Floyd Allen, '82, RB
1980.81	Mike Eden, '82, DB
1981	Austin Beckham, '82, C
1981	Wade Foltz, '82, DE
1981.82	Melvin Rucker, '83, LB
1981.82	Jay Lasek, '83, OG
1982	Tom Radle, '83, TE
1984	Steve Pancham, '86, TE
1985.87	Mike Mayo, '88, DB
1988	Mark Stock, '88, WR
1991.92	Lorenzo Carpenter, '93, C
1991	Mike Perfetti, '92, DT
1994.95.96	Thomas Haskins, '97, TB


1996	Mike Rogers, '98, LB
2000	Richard Holland, '01 DB and RS
2002	Brent Barth, '03, P
2002	Joey Gibson, '02, QB

## Big South Players of the Week

SEASON	(AWARD) - NAME, POSITION, (DATE)
2003	(freshman) - Adam Peters, punter, (8/30)
	(offense) - Sean Mizzer, running back (9/6)
	(defense) - Vicheal Foxx, defensive tackle (10/4)
	(defense) - Justin Huggard, linebacker (10/11)
	(special teams) - Matt Sharpe, placekicker (10/18)
	(defense) - Derik Screen, linebacker (10/25)
	(special teams) - Matt Sharpe, placekicker (11/1)
2004	(defense) - Justin Huggard, linebacker (9/20)
	(defense) - Robert Mason, defensive back (10/18)
	(defense) - Robert Mason, defensive back (11/22)
	(special teams) - Barrett Way, placekicker (11/8)
2005	(offense) - Jonathan Wilson, quarterback (9/5)
	(defense) - Justin Huggard, linebacker (9/19)
	(defense) - Robert Mason, defensive back (9/26)
	(defense) - Justin Huggard, linebacker (10/3)
	(offense, Co-) - Jonathan Wilson, quarterback (10/3)
	(defense) - Todd Baldwin, linebacker (10/10)
	(special teams Co-) - Barrett Way, placekicker (10/24)
2006	(offense) - Sean Mizzer, running back (9/4)
	(defense) - Jamaal Walton, defensive back (9/4)
	(freshman) - Tim Maypray, slotback (10/9)
	(freshman) - Tim Maypray, slotback (10/16)
	(freshman) - Christian Kelly, defensive back (10/23)
	(freshman) - Kyle Hughes, quarterback (11/20)
2007	(defense) - Joe Taylor, linebacker (9/3)
	(offense) - Kyle Hughes, quarterback (10/1)
	(freshman) - Bryan Barnson - wide receiver (10/1)
	(offense) - Tim Maypray - slotback (10/15)
	(offense) - Tim Maypray - slotback (11/5)
	(special teams) - Tim Maypray - slotback (11/19)
2008	(offense) - Tim Maypray - quarterback (9/8)
	(special teams) - Greg Stevens - kicker (9/22)
	(offense) - Tim Maypray - quarterback (10/13)
	(defense) - A.J. Gross - linebacker (10/13)
	(offense) - Tim Maypray - quarterback/slotback (11/24)
2009	(special teams Co-) - Tim Maypray - punt ret. (10/6)
	(offense) - Howard Abegesah - running back (10/26)
	(defense) - Emilio Calvin - defensive end (10/26)

## SoCon Players of the Week

SEASON	(AWARD) - NAME, POSITION, (DATE)
1962	Donny White, back (9/29)
1963	Joe Straub, guard (9/21)
	Charlie Cole, center (10/26)



Gene Williams (1971-73) was named All-Southern Conference as a defensive back in 1973.

	Bill Welsh, tackle (11/28)
1965	John Turner, tackle (10/16)
	Hill Ellett, quarterback (11/6 & 11/25)
1966	Don Taylor, guard (9/17)
1967	Charlie Bishop, quarterback (9/16)
	Kerr Kump, defensive back (11/11)
1968	Paul Frain, defensive back (10/5)
	John Griffin, linebacker (11/9)
1970	Jerry Acuff, defensive tackle (9/12)
1971	Mac Bowman, tailback (9/18)
1972	Mac Bowman, tailback (11/4)
	Phil Upton, middle guard (11/18)
1973	Gene Williams, defensive back (10/6)
1974	Ronnie Moore, wide receiver (9/28)
	John Willison, linebacker (10/5)
	Phil Upton, middle guard (10/12 & 11/23)
1975	Glen Jones, linebacker (9/13)
	Ronnie Moore, wide receiver (9/27)
1976	Greg Arnett, defensive end (10/30)
1977	Craig Jones, placekicker (9/10)
	Andre Gibson, tailback (10/8)
	Gary McNeal, defensive back (10/15)
	Robby Clark, quarterback (11/5)
1978	Mike Alston, defensive back (10/14)
1979	Floyd Allen, tailback(10/6) & (10/27)
1980	Bruce Kitchen, linebacker (9/6)
	Melvin Rucker, linebacker (9/13) & (11/15)
	Chris Timmons, defensive tackle 10/18)
1981	Melvin Rucker, linebacker (11/14) & (11/21)
	Floyd Allen, tailback (9/12) & (10/24)
	Leslie Dunnville, defensive back (9/19)
1982	Tom Radle, tight end (9/11)
	Barry Smith, defensive end (11/13)
1985	Mike Mayo, defensive back (10/12)
	Al Comer, quarterback (10/26)
1986	David Brown, quarterback (10/11)
	Mark Stock, wide receiver (11/22)
1988	Jeff Barnes, defensive end (10/24)
	Wayne Purcell, linebacker (11/19)
1989	Raymond Flowers, linebacker (11/11)
	(freshman) - Tony Scales, quarterback (9/16)
	(freshman) - Dewayne Arkadie, defensive back (11/18)
1990	Tony Scales, quarterback (9/15 & 10/13)
	(freshman) - Butch Jennings, fullback (9/1)
1991	Tony Scales, quarterback (9/7 & 9/14)
	Dewayne Arkadie, defensive back (9/28)
	(freshman) - Tim Williams, defensive back (9/7)
1992	(freshman) - Terry Tucker, strong safety (9/19)
	(freshman) - Marlon Anderson, wide receiver, (9/26)
	(freshman) - Marlon Anderson, wide receiver (11/21)
1993	(freshman) - Thomas Haskins, halfback (11/6)
	Thomas Haskins, halfback (11/13)
1994	Thomas Haskins, tailback (9/3)
	Thomas Haskins, tailback (11/19)
1995	Thomas Haskins, tailback (9/9)
	Kelly Cook, linebacker (9/16)
	Thomas Haskins, tailback (10/14)
1996	Thomas Haskins, tailback (10/14)
	Thomas Haskins, tailback (11/16)
	Mike Rogers, linebacker (11/16)
1998	(freshman)-Aaron Mitchell, quarterback (10/10)
	(freshman) - Aaron Mitchell, quarterback (10/24)
1999	(freshman) - Matthew Kluk, nose tackle (10/2)
2000	Joey Gibson, quarterback (11/13)
2001	(freshman) - Titus Green, slotback (9/30)
	Derik Screen, linebacker (10/13)
2002	(freshman) Donnie Johnston, tight end (9/2)
	Joey Gibson, quarter back (9/9)
	(freshman) - Gary Price, slotback (10/14)
	(freshman) - Sean Mizzer, running back (10/21)
	(freshman) - Sean Mizzer, running back (11/4)
	Chris Walsh, linebacker (11/18)

# Keydets In The Record Books

## NCAA Record Holders

### Single-Game (Team)

**Most Rushing Attempts**.....90, vs. East Tennessee State, 1990 (FCS Record)  
**Fewest Passing Yards Allowed**.....(-16), vs. Richmond, 1957 (FBS Record)

### Single-Season (Individual)

**Most Punts**.....101, Jim Bailey, 1969 (FBS Record)

## Big South Conference Record Holders

### Single-Game (Individual)

**Pass Completion Pct.**.....88.3% (15-18) Jonathan Wilson vs. Davidson, 9/3/05  
**\* Interceptions**.....3, Christian Kelly at Charleston Southern, 10/21/06  
**\* Field Goal Attempts**.....5, Matt Sharpe vs. Charleston Southern, 10/11/03  
 .....5, Matt Sharpe vs. Coastal Carolina, 11/1/03  
**Longest Field Goal**.....53, Matt Sharpe vs. Coastal Carolina, 11/1/03  
 .....53, Barrett Way vs. Liberty, 11/6/04  
**\*Field Goals Made**.....4, Matt Sharpe vs. Gardner-Webb, 10/18/03  
 .....4, Matt Sharpe vs. Coastal Carolina, 11/1/03  
**\* Field Goal Percentage**.....100% (4-4), Matt Sharpe vs. Gardner-Webb, 10/18/03  
 .....100% (3-3) Barrett Way vs. Gardner-Webb, 10/22/05  
**\* Punt Returns**.....6, John Puvogel, vs. Austin Peay, 11/8/03

### Single-Game (Team)

**Yards Per INT Return**.....44.3, vs. Lehigh, 9/24/05  
**\* Field Goal Attempts**.....5, vs. Charleston Southern, 10/11/03  
 .....5, vs. Coastal Carolina, 11/1/03  
**\* Field Goals Made**.....4, vs. GWU, 10/18/03  
 .....4, vs. Coastal, 11/1/03  
**Longest Field Goal**.....53, vs. Coastal, 11/1/03; 53, vs. Liberty, 11/6/04  
**\* Field Goal Percentage**.....100.0 (4-4), vs. Gardner-Webb, 10/18/03

### Single-Season (Individual)

**\* Most 100-Yard Rushing Games**.....7, Sean Mizzer, 2003  
**Total Tackles**.....144, Derik Screen, 2003  
**Field Goals Made**.....17, Matt Sharpe, 2003  
**Field Goal Attempts**.....24, Matt Sharpe, 2003  
**Field Goal Percentage**.....84.6, Barrett Way (11-13), 2005  
**Punts**.....65, Adam Peters, 2004

### Single-Season (Team)

**Fewest Interceptions Thrown, Season**.....3, 2006  
**Field Goals Made, Season**.....17, 2003  
**Field Goals Attempted**.....24, 2003  
**Field Goal Percentage**.....84.6%, 2005  
**\*PAT Kicking Percentage**.....100.0% (15-15), 2004  
**Punt Returns, Season**.....34, 2003

### Career (Individual)

**Rushing Attempts**.....647, Sean Mizzer, 2003-06  
**All-Purpose Yards**.....4,621, Sean Mizzer, 2003-06  
**Total Punts**.....221, Adam Peters, 2003-06  
**Punting Yards**.....8,700, Adam Peters, 2003-06  
**Blocked Kicks**.....5, Eric Hall, 2003-06

## Southern Conference Record Holders

### Single-Game (Individual)

**Most Rushing Attempts**.....52, Tom Sowers vs. Davidson, 1968  
**\* Highest Field Goal Pct.**.....100%, (5-5) Craig Jones vs. William & Mary, 1977  
**\* Most Punts**.....13, Jim Bailey vs. West Virginia, 1969  
**\* Longest Run from Scrimmage**.....98 yards, Granville Amos vs W&M, 1964  
**\* Longest Interception Return**.....100 yards, Andy Tucker vs. Richmond, 1961

### Single-Game (Team)

**Most Touchdowns Rushing**.....10, vs. Central Florida, 1982  
**Most Rushing Attempts**.....90, vs. East Tennessee State, 1990  
**\* Fewest Pass Completions Allowed**.....0 vs. Va. Tech, 1976  
**Fewest Yards Allowed Passing**.....(-16), vs. Richmond, 1957

## Single-Season (Individual)

**Most Punts**.....101, Jim Bailey, 1969  
**Highest Punting Average**.....47.4, Brent Barth, 2002  
**Highest Yards/Catch (40 rec. minimum)**.....25.0, (45-1123) Mark Stock, 1986  
 \* Denotes tied for record

## Southern Conference Award Winners

### Player of the Year

1957.....Bobby Jordan  
 1960.....Howard Dyer

### Coach of the Year

1957.....John McKenna  
 1959.....John McKenna  
 1962.....John McKenna  
 1974.....Bob Thalman  
 1981.....Bob Thalman  
 2002.....Cal McCombs

### Jacobs Blocking Trophy

1938.....Andy Trzeciak  
 1940.....Billy Walker  
 1960.....Lou Shuba  
 1974.....Andy Dearman  
 1979.....John Shuman  
 1991.....Lorenzo Carpenter

### Athlete of the Year

1953-54.....Johnny Mapp

## Big South Conference Award Winners

### Scholar-Athlete of the Year

2008.....Jacob Rochester

## Conference Records

### Southern Conference

Year	Record	Finish
1953	3-3-0	5th
1954	4-3-0	5th
1955	1-6-0	9th
1956	2-3-1	6th
1957	6-0-0	1st
1958	2-2-1	4th
1959	5-0-1	1st
1960	4-1-0	1st
1961	4-2-0	3rd
1962	6-0-0	1st
1963	3-1-2	3rd
1964	1-4-0	8th
1965	3-2-0	4th
1966	1-4-0	8th
1967	2-3-0	5th
1968	1-3-0	5th
1969	0-4-0	6th
1970	1-4-0	7th
1971	1-4-0	6th
1972	1-5-1	6th
1973	2-4-0	6th
1974	5-1-0	1st
1975	2-4-0	6th
1976	2-3-0	5th
1977	4-1-0	1st
1978	1-4-0	6th
1979	4-1-0	2nd
1980	1-4-1	6th
1981	3-1-1	2nd
1982	2-3-0	6th
1983	1-5-0	6th
1984	1-4-0	8th
1985	1-4-1	7th
1986	1-5-0	7th

1987	2-4-0	5th
1988	1-5-0	6th
1989	1-4-1	6th
1990	1-5-0	7th
1991	2-5-0	6th
1992	1-6	7th
1993	1-7	9th
1994	1-7	9th
1995	3-5	6th
1996	3-5	6th
1997	0-8	9th
1998	0-8	9th
1999	0-8	9th
2000	1-7	8th
2001	1-7	8th
2002	3-5	5th

VMI also tied for the Southern Conference Championship in 1951.

### Big South Conference

Year	Record	Finish
2003	2-2	3rd
2004	0-4	5th
2005	2-2	T-3rd
2006	0-4	5th
2007	0-4	5th
2008	1-4	T-5th
2009	1-5	6th

# The Keydets Year-By-Year

Year	Coach	Overall	Home	Away	Neutral	Points Scored	Points Against
1891	Walter Taylor	3-0-1	2-0-0	1-0-1	0-0	52	12
1892	No Coach	4-0-1	4-0-1	0-0	0-0	128	18
1893	No Coach	3-1-0	3-1-0	0-0	0-0	72	26
1894	No Coach	6-0-0	5-0-0	0-0	1-0-0	138	6
1895	G.W. Bryant	5-1-0	3-0-0	1-0-0	1-1-0	164	12
1896	G.W. Bryant	3-4-0	3-1-0	0-1-0	0-2-0	68	98
1897	R.N. Groner	3-2-0	2-0-0	1-1-0	0-1-0	76	6
1898	S.A. Boyle	4-2-0	3-0-0	1-1-0	0-1-0	110	41
1899	S.A. Boyle	1-0-0	1-0-0	0-0	0-0	39	0
1900	Sam Walker	4-1-2	2-0-2	1-0-0	1-1-0	86	16
1901	Sam Walker	4-3-0	3-0-0	1-1-0	0-2-0	199	61
1902	Sam Walker	3-3-1	3-0-1	0-1-0	0-2-0	99	90
1903	W.W. Roper	2-1-0	2-0-0	0-0	0-1-0	36	28
1904	W.W. Roper	3-5-0	3-2-0	0-2-0	0-1-0	70	70
1905	I.B. Johnson	2-5-1	2-2-1	0-1-0	0-2-0	40	103
1906	I.B. Johnson	4-4-0	4-2-0	0-2-0	0-0	68	49
1907	C.S. Roller, Jr.	5-3-0	5-0-0	0-1-0	0-2-0	282	50
1908	C.S. Roller, Jr.	3-2-0	3-1-0	0-0	0-1-0	120	20
1909	W.C. Gloth	4-3-0	3-1-0	0-1-0	1-1-0	59	51
1910	W.C. Gloth	3-3-1	3-0-1	0-3-0	0-0	69	48
1911	Alpha Brummage	7-1-0	5-0-0	0-1-0	2-0-0	203	27
1912	Alpha Brummage	7-1-0	4-1-0	3-0-0	0-0	163	36
1913	Henry G. Poague	7-1-2	6-0-1	0-1-0	1-0-1	197	54
1914	Frank H. Gorton	4-4-0	4-0-0	0-1-0	0-3-0	110	95
1915	Frank H. Gorton	6-2-1	5-0-0	0-1-0	1-1-1	103	102
1916	Frank H. Gorton	4-5-0	3-2-0	0-2-0	1-1-0	233	119
1917	Earl C. Abell	4-4-1	4-0-1	0-1-0	0-3-0	162	111
1918	Abell & Mose Goodman	1-3-0	1-0-0	0-2-0	0-1-0	25	60
1919	Red Fleming	6-2-0	2-0-0	1-1-0	3-1-0	121	45
1920	Blandy Clarkson	9-0-0	3-0-0	3-0-0	3-0-0	431	20
1921	Blandy Clarkson	3-5-1	3-1-0	0-2-1	0-2-0	107	102
1922	Blandy Clarkson	7-2-0	3-0-0	3-0-0	1-2-0	291	23
1923	Blandy Clarkson	9-1-0	5-0-0	2-1-0	2-0-0	224	23
1924	Blandy Clarkson	6-3-1	4-0-0	1-3-0	1-0-1	152	29
1925	Blandy Clarkson	6-4-0	4-0-0	0-2-0	2-2-0	169	108
1926	Blandy Clarkson	5-5-0	2-2-0	0-2-0	3-1-0	80	98
1927	W.C. Raftery	6-4-0	4-0-0	1-2-0	1-2-0	144	64
1928	W.C. Raftery	5-3-2	4-1-1	0-1-0	1-1-1	95	75
1929	W.C. Raftery	8-2-0	3-1-0	2-1-0	3-0-0	155	61
1930	W.C. Raftery	3-6-0	3-2-0	0-2-0	0-2-0	30	122
1931	W.C. Raftery	3-6-1	1-2-1	1-2-0	1-2-0	82	123
1932	W.C. Raftery	2-8-0	2-3-0	0-2-0	0-3-0	44	166
1933	W.C. Raftery	2-7-1	1-1-0	1-4-0	0-2-1	44	170
1934	W.C. Raftery	1-8-0	0-2-0	0-5-0	1-1-0	51	190
1935	W.C. Raftery	2-7-1	0-4-0	1-2-1	1-1-0	63	157
1936	W.C. Raftery	6-4-0	3-0-0	3-3-0	0-1-0	122	140
1937	Allison T. Hubert	5-5-0	2-3-0	2-1-0	1-1-0	134	94
1938	Allison T. Hubert	6-1-4	3-0-1	3-1-1	0-0-2	159	86
1939	Allison T. Hubert	6-3-1	2-1-0	1-2-1	3-0-0	125	100
1940	Allison T. Hubert	7-2-1	3-0-1	2-2-0	2-0-0	127	62
1941	Allison T. Hubert	4-6-0	0-1-0	2-4-0	2-1-0	134	173
1942	Allison T. Hubert	3-5-1	1-0-0	2-2-0	0-3-1	111	130
1943	Allison T. Hubert	2-6-0	1-1-0	0-3-0	1-2-0	46	183
1944	Allison T. Hubert	1-8-0	0-2-0	1-2-0	0-4-0	65	231
1945	Allison T. Hubert	5-4-0	3-1-0	1-2-0	1-1-0	155	138
1946	Allison T. Hubert	4-5-1	3-0-0	1-3-1	0-2-0	122	188
1947	A.W. Morton	3-5-1	2-1-0	0-4-1	1-0-0	120	152
1948	A.W. Morton	6-3-0	3-0-0	2-2-0	1-1-0	183	116
1949	Thomas N. Nugent	3-5-1	1-1-0	0-3-0	2-1-1	157	207
1950	Thomas N. Nugent	6-4-0	1-1-0	3-3-0	2-0-0	189	166
1951	Thomas N. Nugent	7-3-0	2-0-0	4-3-0	1-0-0	227	162
1952	Thomas N. Nugent	3-6-1	2-0-0	1-2-1	0-4-0	165	279
1953	John McKenna	5-5-0	1-1-0	2-4-0	2-0-0	174	196
1954	John McKenna	4-6-0	1-1-0	2-2-0	1-3-0	132	223
1955	John McKenna	1-9-0	0-2-0	1-4-0	0-3-0	85	259
1956	John McKenna	3-6-1	0-1-0	2-4-1	1-1-0	167	220
1957	John McKenna	9-0-1	2-0-0	5-0-1	2-0-0	201	101
1958	John McKenna	6-2-2	2-0-0	3-1-0	1-1-2	214	99
1959	John McKenna	8-1-1	2-0-0	3-1-0	3-0-1	243	93
1960	John McKenna	7-2-1	2-0-0	5-1-1	0-1-0	218	135

## 2010 VMI Football Record Book

Year	Coach	Overall	Home	Away	Neutral	Points Scored	Points Against
1961	John McKenna	6-4-0	0-1-0	5-2-0	1-1-0	134	105
1962	John McKenna	6-4-0	2-0-0	2-4-0	2-0-0	119	119
1963	John McKenna	3-5-2	2-0-0	1-2-2	0-3-0	140	134
1964	John McKenna	1-9-0	1-1-0	0-6-0	0-2-0	123	200
1965	John McKenna	3-7-0	2-0-0	1-6-0	0-1-0	121	200
1966	Vito Ragazzo	2-8-0	0-2-0	2-4-0	0-2-0	129	305
1967	Vito Ragazzo	6-4-0	2-1-0	2-2-0	2-1-0	205	195
1968	Vito Ragazzo	1-9-0	0-2-0	1-5-0	0-2-0	90	290
1969	Vito Ragazzo	0-10-0	0-2-0	0-6-0	0-2-0	78	409
1970	Vito Ragazzo	1-10-0	1-2-0	0-7-0	0-1-0	120	451
1971	Bob Thalman	1-10-0	1-2-0	0-7-0	0-1-0	78	257
1972	Bob Thalman	2-9-0	1-3-0	1-6-0	0-0	150	299
1973	Bob Thalman	3-8-0	2-1-0	1-7-0	0-0	118	316
1974	Bob Thalman	7-4-0	4-0-0	2-4-0	1-0-0	212	175
1975	Bob Thalman	3-8-0	1-3-0	2-4-0	0-1-0	162	187
1976	Bob Thalman	5-5-0	2-2-0	2-2-0	1-1-0	138	206
1977	Bob Thalman	7-4-0	5-0-0	2-4-0	0-0	223	155
1978	Bob Thalman	3-8-0	1-4-0	1-4-0	1-0-0	114	227
1979	Bob Thalman	6-4-1	4-1-1	2-3-0	0-0	158	210
1980	Bob Thalman	3-7-1	1-2-1	2-4-0	0-1-0	142	242
1981	Bob Thalman	6-3-1	2-2-0	3-1-1	1-0-0	165	156
1982	Bob Thalman	5-6-0	3-1-0	1-4-0	1-1-0	221	180
1983	Bob Thalman	2-9-0	2-4-0	0-5-0	0-0	100	339
1984	Bob Thalman	1-9-0	1-3-0	0-5-0	0-1	121	320
1985	Eddie Williamson	3-7-1	3-1-1	0-6-0	0-0	189	333
1986	Eddie Williamson	1-10-0	0-4-0	1-6-0	0-0	138	370
1987	Eddie Williamson	4-7-0	3-2-0	1-4-0	0-1-0	118	235
1988	Eddie Williamson	2-9-0	2-3-0	0-5-0	0-1-0	152	298
1989	Jim Shuck	2-8-1	2-3-0	0-5-1	0-0	151	307
1990	Jim Shuck	4-7-0	3-2-0	1-4-0	0-1-0	251	346
1991	Jim Shuck	4-7-0	3-2-0	1-4-0	0-1-0	243	373
1992	Jim Shuck	3-8-0	3-2-0	0-5-0	0-1-0	245	315
1993	Jim Shuck	1-10-0	1-3-0	0-6-0	0-1-0	139	396
1994	Bill Stewart	1-10-0	0-5-0	1-4-0	0-1-0	153	437
1995	Bill Stewart	4-7-0	3-2-0	1-4-0	0-1-0	269	350
1996	Bill Stewart	3-8-0	2-3-0	1-5-0	0-0	189	296
1997	Ted Cain	0-11-0	0-5-0	0-6-0	0-0	93	384
1998	Ted Cain	1-9-0	1-4-0	0-5-0	0-0	137	432
1998	Donny White*	0-1-0	0-1-0	0-0	0-0	10	36
1999	Cal McCombs	1-10-0	1-5-0	0-5-0	0-0	77	400
2000	Cal McCombs	2-9-0	2-4-0	0-5-0	0-0	227	434
2001	Cal McCombs	1-10-0	1-5-0	0-5-0	0-0	164	446
2002	Cal McCombs	6-6-0	3-2-0	2-4-0	1-0-0	314	415
2003	Cal McCombs	6-6-0	4-2-0	2-3-0	0-1-0	359	257
2004	Cal McCombs	0-11-0	0-5-0	0-6-0	0-0	137	327
2005	Cal McCombs	3-8-0	2-4-0	1-4-0	0-0	230	319
2006	Jim Reid	1-10-0	1-3-0	0-7-0	0-0	199	433
2007	Jim Reid	2-9-0	1-5-0	1-4-0	0-0	267	461
2008	Sparky Woods	4-7-0	4-2-0	0-5-0	0-0	378	369
2009	Sparky Woods	2-9-0	1-4-0	1-5-0	0-0	225	338
<b>All-Time Totals</b>		<b>456-621-42</b>	<b>263-172-15</b>	<b>123-335-15</b>	<b>70-109-12</b>	<b>17,551</b>	<b>21,338</b>


### COACHING RECORDS

Name	Seasons	Years	Overall	Pct.	Home	Away	Neutral	Name	Seasons	Years	Overall	Pct.	Home	Away	Neutral
Walter Taylor	1	1891	3-0-1	.875	2-0	1-0-1	0-0	Allison T. Hubert	10	1937-46	43-45-8	.490	18-9-2	15-22-3	10-14-3
G.W. Bryant	2	1895-96	8-5	.615	6-1	1-1	1-3	A.W. Morton	2	1947-48	9-8-1	.528	5-1	2-6-1	2-1
R.N. Groner	1	1897	3-2	.600	2-0	1-1	0-1	Thomas N. Nugent	4	1949-52	19-18-2	.513	6-2	8-11-1	5-5-1
S.A. Boyle	2	1898-99	5-2	.714	4-0	1-1	0-1	John McKenna	13	1953-65	62-60-8	.508	17-7	32-37-5	13-16-3
Sam Walker	3	1900-02	11-7-3	.595	8-0-3	2-2	1-5	Vito Ragazzo	5	1966-70	10-41	.196	3-9	5-24	2-8
W.W. Roper	2	1903-04	5-6	.455	5-2	0-2	0-2	Bob Thalman	14	1971-84	54-94-3	.368	30-27-2	19-61-1	5-6
I.B. Johnson	2	1905-06	6-9-1	.406	6-4-1	0-3	0-2	Eddie Williamson	4	1985-88	10-33-1	.239	5-10-1	2-21	0-2
C.S. Roller, Jr.	2	1907-08	8-5	.615	8-1	0-1	0-3	Jim Shuck	5	1989-93	14-40-1	.264	12-12	2-24-1	0-4
W.C. Gloth	2	1909-10	7-6-1	.536	6-1-1	0-4	1-1	Bill Stewart	3	1994-96	8-25	.242	5-10	3-13	0-2
Alpha Brummage	2	1911-12	14-2	.875	9-1	3-1	2-0	Ted Cain	2	1997-98	1-20	.048	1-9	0-11	0-0
Henry G. Poague	1	1913	7-1-2	.800	6-0-1	0-1	1-0-1	Cal McCombs	7	1999-05	19-60	.241	13-27	5-32	1-1
Frank H. Gorton	3	1914-16	14-11-1	.558	12-2	0-4	2-5-1	Jim Reid	2	2006-07	3-19	.136	2-8	0-12	0-0
Earl C. Abell	1	1917	4-4-1	.500	4-0-1	0-1	0-3	Sparky Woods	2	2008-09	6-16	.272	5-6	1-10	0-0
Abell & M. Goodman	1	1918	1-3	.250	1-0	0-2	0-1								
Red Fleming	1	1919	6-2	.750	2-0	1-1	3-1								
Blandy Clarkson	7	1920-26	45-20-2	.687	24-4	9-10-1	12-6-1								
W.C. Raftery	10	1927-36	38-55-5	.413	21-16-2	9-24-1	8-15-2								


\*Athletic Director Donny White coached the final game of the 1998 season vs. The Citadel (L, 36-10), on an interim basis.

# Alumni Memorial Field Records

<b>Best Home Season:</b> .....	5-0, 1977
<b>Most Points Scored by a Team:</b> .....	70, The Citadel vs. VMI, Nov. 17, 2007
<b>Biggest Combined Score:</b> .....	107, VMI 52 vs. Gardner-Webb 55, 3 OT, Oct. 22, 2005
<b>Lowest Combined Score:</b> .....	3, VMI vs. Richmond (0-3), Sept. 30, 1967
<b>Longest Run From Scrimmage:</b> .....	98, Granville Amos (VMI), vs. William & Mary, Sept. 19, 1964
<b>Longest Pass Completion:</b> .....	94, Mike Pusey - Gerald Harp (Western Carolina), Oct. 28, 1978
<b>Longest Interception Return:</b> .....	90, Robert Mason (VMI) vs. Lehigh, Sept. 24, 2005
<b>Longest Kickoff Return:</b> .....	100 yds., Reggie Evans (Richmond), Sept. 15, 1979
.....	Richard Holland (VMI) vs. Furman, Sept. 23, 2000
<b>Longest Punt Return:</b> .....	89, Ricardo Clark (Marshall) Oct. 27, 1990
<b>Longest Punt:</b> .....	77, Joe Agee (William & Mary), Nov. 8, 1985
<b>Most Field Goals:</b> .....	5, Craig Jones (VMI), vs. William & Mary, Sept. 10, 1977
<b>Longest Field Goal:</b> .....	53, Barrett Way (VMI), vs. Liberty, Nov. 6, 2004
<b>Most Individual Yards Rushing:</b> .....	277, Thomas Haskins (VMI) vs. The Citadel, Nov. 16, 1996
<b>Most Individual Yards Passing:</b> .....	422, Dave Brown (VMI), vs. Appalachian State, Nov. 15, 1986
<b>Most Individual Yards Receiving:</b> .....	240, David Conklin (William & Mary), Sept. 13, 1997
<b>Most Individual Yards, Total Offense:</b> .....	426, Ryan Alexander (Davidson), Sept. 2, 2006
<b>Most Individual Receptions:</b> .....	11, Kwento Ikwuezunma (Chattanooga), Oct. 13, 2001
.....	Aryvea Holmes (Samford), Nov. 17, 2001
.....	James Perry (Gardner-Webb), Oct. 3, 2009
.....	Stephan Towns (Stony Brook), Oct. 17, 2009
<b>Most Passes Intercepted (Individual):</b> .....	3, Marcus Johnson (The Citadel), Nov. 14, 1998
.....	Jim King (The Citadel), Oct. 22, 1970
.....	Kenny Booker (UT-Chattanooga), Oct. 20, 1984
<b>Most Team Yards Rushing:</b> .....	539, Georgia Southern vs. VMI, Oct. 2, 1999
<b>Fewest Team Yards Rushing:</b> .....	-4, Saint Francis, Sept. 6, 2008
<b>Most Team Yards Passing:</b> .....	498, William and Mary vs. VMI, Sept. 13, 1997
<b>Fewest Team Yards Passing:</b> .....	0, VMI vs. Richmond, Oct. 4, 2008
<b>Most Team Total Offense:</b> .....	688, UT-Chattanooga, Oct. 11, 1980
<b>Most Combined Total Offense:</b> .....	1138, VMI (648) vs. Presbyterian (490), Nov. 22, 2008
<b>Most First Downs:</b> .....	36, William & Mary, Oct. 12, 1991
<b>Most Yards Penalized:</b> .....	217, Richmond, Oct. 29, 1983
<b>Most Passes Intercepted (Team):</b> .....	6, Navy, Sept. 15, 1973
<b>Most Fumbles Lost:</b> .....	5, Appalachian State, Sept. 18, 1976 & Furman, Sept. 14, 1974
<b>Largest Crowd:</b> .....	10,000, VMI vs. Navy, Sept. 15, 1973
<b>Smallest Crowd:</b> .....	2,400, VMI vs. Davidson, Oct. 31, 1970



*Dave Brown threw for 422 yards against Appalachian State on November 15, 1986.*



*Craig Jones kicked an Alumni Memorial Field record five field goals against William & Mary in 1977.*

# When Was The Last Time...

**...A punt was returned for a touchdown?**

VMI: Tim Maypray vs. Gardner-Webb, 86 yards, Oct. 3, 2009  
 Opp: Antwan Ivey (Charleston So.), 50 yards, Oct. 31, 2009

**...A kickoff was returned for a touchdown?**

VMI: Tim Maypray vs. The Citadel, 99 yards, Nov. 17, 2007  
 Opp: Aaron Hewlett (Liberty), 80 yards, Nov. 7, 2009

**...An interception was returned for a touchdown?**

VMI: Tyler Reedy at Charleston Southern, 50 yards, Nov. 1, 2008  
 Opp: Quantaves Jackson (Gardner-Webb), 46 yards, Oct. 20, 2007

**...A blocked punt was recovered for a touchdown?**

VMI: Musa Sarki vs. Charleston Southern, Oct. 11, 2003  
 Opp: Alexius Ferguson (Charleston Southern), Oct. 21, 2006

**...A safety was recorded?**

VMI: Trae Watkins/Bryan Barnson vs. Gardner-Webb (Punter tackled in endzone), Oct. 3, 2009  
 Opp: Sherman Logan (Richmond, QB Tackled in Endzone), Sept. 16, 2006

**...A team's own fumble was recovered for a touchdown?**

VMI: Tim Maypray vs. Coastal Carolina, Oct. 27, 2007  
 Opp: George Pressley (Gardner-Webb), Oct. 22, 2005

**...An opponent's fumble was recovered for a touchdown?**

VMI: Emilio Calvin vs. Robert Morris, Rec. in Endzone, Sept. 5, 2009  
 Opp: Kevin Fogg (Liberty), Rec. in Endzone, Nov. 7, 2009

**...Teammates rushed for 100 yards?**

VMI: Howard Abegesah (111 yards) and Cam Jones (100 yards) vs. Army, Nov. 14, 2009  
 Opp: Edwin Gowins, 250 yards & Conte Cuttino, 233 yards, Stony Brook, Nov. 15, 2008

**...A quarterback had both 100 yards passing and rushing?**

VMI: Kyle Hughes, 133 yards rushing and 141 yards passing vs. Richmond, Sept. 26, 2009  
 Opp: Stacey Tutt, 104 yards rushing & 273 yards passing, Nov. 5, 2005

**...An individual rushed for 200 yards?**

VMI: Tim Maypray, 235 yards, vs. Presbyterian, Nov. 22, 2008  
 Opp: Edwin Gowins, 250 yards & Conte Cuttino, 233 yards, Stony Brook, Nov. 15, 2008

**...A quarterback passed for 300 or more yards?**

VMI: Jonathan Wilson vs. Austin Peay, 306 yards, Nov. 8, 2003  
 Opp: Michael Coulter (Stony Brook), 316 yards, Oct. 17, 2009

**...A receiver netted 100 yards in a game?**

VMI: Tim Maypray, 209 yards, vs. Charleston Southern, Nov. 3, 2007  
 Opp: Alejandro Villaneueva (Army), 119 yards, Nov. 14, 2009

**...An individual rushed for 100 yards and netted 100 yards receiving?**

VMI: Sean Mizzer, 106 yards rushing, 104 yards receiving, vs. Western Carolina, Nov. 2, 2002  
 Opp: N/A

**...An individual intercepted 3 passes in a game?**

VMI: Christian Kelly vs. Charleston Southern, Oct. 21, 2006  
 Opp: Marcus Johnson (The Citadel), Nov. 14, 1998

**...An individual rushed for 3 or more touchdowns in a game?**

VMI: Howard Abegesah, 3, vs. Presbyterian, Oct. 24, 2009  
 Opp: Thomas DeMarco (Old Dominion), 3, Nov. 21, 2009

**...An individual threw 4 or more touchdowns in a game?**

VMI: Jonathan Wilson vs. Gardner-Webb, 4, Oct. 22, 2005  
 Opp: Stacy Tutt (Richmond), 4, Sept. 11, 2004

**...An individual caught 3 touchdown passes in a game?**

VMI: Tera Frost vs. The Citadel, Nov. 11, 2000  
 Opp: William Andrews (Gardner-Webb), Oct. 18, 2003

**...A punt was blocked?**

VMI: Stefawn Ross vs. Liberty, Nov. 7, 2009  
 Opp: Kenny Johnson (Charleston So.), Oct. 31, 2009

**...A defensive 2-pt conversion was scored?**

VMI: Bryant Youngblood vs. Stony Brook, Nov. 15, 2008

**...A blocked field goal was returned for a touchdown?**

VMI: Robert Mason, 69 yards, vs. Austin Peay, Nov. 8, 2003

**...A shutout was recorded?**

VMI: vs. Saint Francis (49-0), Sept. 6, 2008  
 Opponent: Georgetown (21-0), Oct. 9, 2004



*Emilio Calvin recovered a fumble for a touchdown against Robert Morris, Sept. 5, 2009.*



*Bryant Youngblood had VMI's last defensive two-point conversion, Nov. 15, 2008 versus Stony Brook.*

# Lettermen (1950-2009)

## A-A-A-A

Howard Abegesah, 2006-09  
 Jerry Acuff, 1969-70  
 John Adamez, 1986-88  
 Joe Adeb, 1950  
 Anthony Agostinelli, 1980-83  
 Jeff Akers, 1997, 1999  
 Damiso Alexander, 2007-09  
 Byron Allen, 2008-09  
 Floyd Allen, 1978-81  
 Terrell Allen, 2005-06  
 Will Alley, 1998-2000  
 Mike Alston, 1976-79  
 Kellam Ames, 1984  
 Granville Amos, 1962-64  
 Rudy Amos, 1961-62  
 Bill Anderson, 1952  
 Mel Anderson, 1958  
 Marlon Anderson, 1992-95  
 Ryan Anderson, 2005  
 Andy Andrews, 1989-91  
 Mike Andriulinas, 2001  
 Fred Anson, 1950  
 Leslie Apedoe, 1999  
 Robbie Appell, 2005-06  
 Frank Arbruzzese, 1966  
 Dewayne Arkadie, 1989-93  
 Butch Armstead, 1959-61  
 Jason Armstead, 1998-2001  
 Greg Arnett, 1974-77  
 Joe Arnold, 1973-76  
 Keashawn Artis, 2005-07  
 Bill Ator, 1988-89  
 Mark Austin, 1995  
 Jeff Ax, 1985

## B-B-B-B

Steve Bader, 1981  
 Brett Badgett, 1994  
 Lee Badgett, 1958-60  
 Bill Bailey, 1974  
 Jim Bailey, 1969-71  
 Rob Bailey, 2008-09  
 Barry Baker, 1973  
 Jack Baker, 1994  
 Curt Baldwin, 1986  
 Todd Baldwin, 2002-05  
 Bob Ball, 1970-72  
 Barry Ballard, 1981  
 Steve Ballowe, 1969  
 John Bangle, 1979  
 Fred Barber, 1993  
 Keith Barber, 1976-77  
 Keith Barfield, 1973  
 Furnace Barnes, 2005  
 Lee Barnes, 1966-68  
 Jeff Barnes, 1987-89  
 Marcus Barnes, 2002-05  
 Jason Barnett, 1992-93  
 Bryan Barnson, 2007-09  
 Chris Barnwell, 1988  
 William Barringer, 1989  
 Leon Barrow, 2006-07  
 Brent Barth, 1999-2002  
 Don Basham, 1956  
 Stan Bass, 1981-82  
 Richard Bates, 1977-78  
 Terry Batts, 1992  
 Tom Baur, 1972  
 Truman Baxter, 1957-58  
 Biff Beale, 1988, 1990  
 Chuck Beale, 1961-63  
 Jabarr Bean, 1994-97  
 Jack Beason, 1995-96  
 Greg Beck, 1976-77  
 Austin Beckham, 1978-81  
 Foster Beeker, 1996  
 Bob Beerbower, 1971  
 Vern Beitzel, 1970-71  
 John Bell, 1999-2002  
 Willie Bell, 2005-06  
 Mike Bellamy, 1977-79  
 Walt Bellamy, 1977-79  
 Joe Benda, 1977-78  
 Charles Bennett, 1996-98  
 Jeff Berkley, 1994  
 Kirby Bernick, 1950  
 Bob Biddle, 1966-68  
 Cliff Biram, 1972-73  
 Rick Biram, 1973  
 Charlie Bishop 1966-67  
 Brandon Bissell, 1995-97  
 Bill Black, 1961-63  
 Mark Black, 1985  
 Eddie Blair, 1969-71  
 Ozzie Blecher, 1981  
 Aaron Blue, 2008-09  
 Andy Boardman, 1976  
 James Boasright, 2007-09  
 Larry Boese, 1964-65  
 Bill Boland, 1970-71  
 Clinton Bond, 1998

Ron Bongiovanni, 1972-74  
 Tommy Bonnett, 1950-52  
 Bob Bookmiller, 1976-78  
 Ross Booth, 1998-99, 2001, 2004  
 Mark Bornhorst, 1982-84  
 Jerry Borst, 1955-58  
 Julian Bowers, 2008-09  
 Mac Bowman, 1970-72  
 William Bowman, 1984  
 A.S. Boxley, 1951, 1953  
 John Boyd, 1961-62  
 Tom Boyer, 1996-99  
 Danny Bradach, 1973-76  
 Mike Bradley, 1999-2002  
 Art Brandriff, 1957-58  
 Ben Brandt, 2007-09  
 Adam Brankamp, 2000-01, 2004  
 Fritz Braunlich, 1986  
 Keith Braxton, 1993-96  
 David Brazier, 1989  
 James Breckinridge, 1964-66  
 Steve Breeding, 1969-71  
 Shawn Breen, 1999  
 Bill Brehaney, 1951-52  
 Trent Bridges, 1983-86  
 Jason Brinkmoeller, 2002  
 Mark Bristol, 1985-87  
 Jay Brock, 1982  
 Cabell Brockman, 1997-98  
 Hal Brodie, 1971-72  
 George Brooks, 1970-72  
 Ray Brooks, 1973-75  
 Travis Brooks, 1998  
 Jamie Browder, 1965  
 Dave Brown, 1986-88  
 Frank Brown, 1980  
 Jeff Brown, 1984  
 Jim Brown, 1975  
 J.R. Brown, 1997  
 Marcus Brown, 2004-07  
 Rick Brown, 1989  
 Robert Brown, 2004-07  
 Sam Brown, 2000-03  
 Steve Brown, 1999-2000  
 Tony Browne, 1998-2001  
 Henry Bruno, 1971  
 William Bruant, 1966  
 John Buchanan, 1994  
 John Budde, 1978-80  
 Glen Buck, 1989  
 David Budlong, 1995-98  
 Chris Bunn, 1986-87  
 Mike Burden, 2002-05  
 Jim Burg, 1965-67  
 Robert Burns, 1984-86  
 Keith Burwell, 1992-93  
 Scott Burris, 1996-98  
 Joe Bush, 1962-64  
 Ashley Butler, 1969  
 Charlie Byrd, 1951-54  
 Jimmy Byron, 1952

## C-C-C-C

Alonzo Cabell, 1990-92  
 Mark Cager, 1986-89  
 Don Caldwell, 1979  
 Emilio Calvin, 2008-09  
 Randy Campbell, 1959-61  
 Tom Campbell, 1967-69  
 John Candler, 1959-61  
 Martin Caples, 1958-60  
 Thomas Carboni, 1981-83  
 Skip Carleton, 1999-2002  
 Greg Carlson, 2001-02  
 Paul Carlton, 1950-52  
 Lorenzo Carpenter, 1989-92  
 Ward Carr, 1968  
 Al Carter, 1988, 90  
 Brett Carter, 1988  
 Linwood Carter, 1965  
 Scott Carter, 1981, 83  
 Troy Carter, 1952-53  
 Hunt Cary, 1991-92  
 Jon Casarotti, 1990-91  
 David Casteel, 2000-02  
 Ryan Cates, 1998-2001  
 Christopher Caudill, 1982  
 John Caufield, 1970  
 Gene Cauthen, 1998-2001  
 Chip Chace, 2005  
 Walt Chalkley, 1971  
 Bruce Chambers, 1970-72  
 John Chapla, 1965-66  
 Justin Chetney, 2006  
 Robbie Chenault, 1997-99  
 John Chicoli, 1986  
 John Chisholm, 2000  
 Cale Christensen, 1994-97  
 George Chumbley, 1950-52  
 Eric Church, 2008-09  
 Chris Clark, 1984-87  
 Jeff Clark, 1992

Jordan Clark, 1994, 1996-98  
 Melvin Clark, 1973  
 Robby Clark, 1975-78  
 Robert Clark, 1990-93  
 Stillman Clark, 1999-2000  
 Troy Clark, 1985-87  
 James Clarke, 1966  
 Phil Clayton, 1970  
 Adrian Cmerek, 2002-04  
 Barry Coceano, 1981-83  
 Jerry Codutti, 1972-75  
 Clifton Coger, 1984-86  
 Bernie Colacicco, 1983, 1985  
 Charlie Cole, 1961-63  
 Mike Cole, 1971-73  
 Tommy Cole, 1976  
 Adam Brankamp, 2000-01, 2004  
 Matt Coley, 1994-97  
 Jud Collier, 1969  
 Nick Collins, 1976-78  
 Ray Collins, 1952, 1954  
 Zach Collins, 2006-09  
 Lucas Combs, 2007  
 Alvin Comer, 1983-85  
 Mike Conaway, 1973, 1976  
 Steve Conlan, 1970  
 Ian Connor, 1989  
 Tony Conques, 1971  
 Mark Conway, 1969-70  
 James Cook, 1982  
 Kelly Cook, 1994-97  
 Michael Cook, 1983  
 Bobby Cooper, 1954  
 Bob Copty, 1967-68  
 Tim Cordle, 1978  
 William Corn, 1980-82  
 Alex Correll, 2002-04  
 Joe Corsaro, 1977-78  
 Torre Costin, 1994  
 Ben Cottrell, 1980  
 Charles Coulson, 1951  
 Scott Council, 1988-91  
 Craig Cox, 1976-79  
 Tim Cox, 1977-79  
 Monty Craft, 1989  
 Bruce Crawford, 1972-72  
 Travis Crittenden, 2002  
 John Cross, 1991-93  
 Jason Crowder, 1994-97  
 Edwin Cruz, 2008  
 Donnie Cumberland, 1973  
 Don Cupit, 1969-70  
 Tom Curran, 1995-97  
 Andre Curtis, 1995-98  
 Jack Curtis, 2007, 09  
 Bill Currence, 1964  
 Gene Cury, 1952

## D-D-D-D

Kevin Daigh, 1969-71  
 Bobby Dale, 1956-58  
 Bryan Dalton, 1998  
 Jim Daly, 1983-85  
 Tom Daniel, 1958-59  
 Sam Daniels, 1993-94  
 Don Dardel, 1988  
 Louis Darden, 1978-80  
 Eric Davidson, 1989-90  
 Bill Davis, 1961-63  
 Chip Davis, 1974, 1976  
 Conrad Davis, 1961-63  
 Craig Davis, 1989  
 James Davis, 1989-90  
 Joey Davis, 1991  
 Robert Davis, 1984-85  
 Benny Day, 1956-57  
 Chip DeCarli, 1975-76  
 Bruce DeGroot, 1972  
 Frank DeLaine, 1973-75  
 Andy Dearman, 1972-74  
 Daryl Deke, 1981  
 Cal Depew, 1968  
 D.J. Derenzo, 1986  
 Bill Dermott, 1965  
 John Devlin, 1991-94  
 John Dick, 1973  
 Erich Diehl, 1985-87  
 Chuck Dinger, 1950-52  
 Jim Sam Gillespie III, 1992  
 Tivris Dixon, 1995-97  
 John Dodge, 1981  
 Pat Donahue, 1984  
 Tom Dooley, 1955  
 Chris Doss, 1991-93  
 Justin Douglas, 1996-98  
 Tony Douglas, 1988-1990  
 Matt Dowler, 2002-05  
 Lou Drake, 1953  
 Robert Draper, 1985  
 Peter Dreisbach, 2002-03  
 Steve Dudek, 1993-93  
 Mike Dugan, 1971-72  
 Tom Dumouchelle, 1988

Brian Duncan, 2003-05  
 Ed Duncan, 1960  
 J.R. Dunkley, 1960-61  
 Leslie Dunnaville, 1979-81  
 Andrew Dunnington, 1992-94  
 Wyatt Durette, 1959-60  
 John Durst, 1969-71  
 Walt Duryea, 1963  
 Howard Dyer, 1958-60

## E-E-E-E

Tommy Earle, 1977-79  
 Frank Easterly, 1966-68  
 Kris Edelman, 1991-92  
 Mike Eden, 1978-81  
 Heath Edmiston, 1994-97  
 Mike Edwards, 1993-95  
 Jerry Eggleston, 1950  
 Claud Eley, 1950-51  
 Greg Ellen, 1994-97  
 Hill Ellett, 1964-66  
 David Ellington, 1969-70  
 Frank Ellis, 2007-08  
 Billy Elmore, 1955-56  
 John Engels, 1956-58  
 Eric Enslay, 1993  
 Greg Enterline, 1982-84  
 Bobby Epps, 2008  
 Dick Evans, 1957-59  
 Nick Evansich, 1955-57  
 Chi Chi Ezekwe, 2006-07

## F-F-F-F

Jon Fabyonic, 1992-94  
 John Falzone, 1965-66  
 Lou Farmer, 1955-56  
 Tom Farry, 1972-74  
 Josh Favaro, 2007-09  
 Martin Fedenko, 1977-79  
 Greg Fedor, 1997-2000  
 Neal Felty, 1983-84  
 Dick Fencil, 1953-54  
 Demond Ferebee, 1993-94, 96  
 Tom Ferguson, 1974-77  
 Thomas Felvey, 1950, 1952  
 Doug Finlayson, 1970  
 Al Florini, 1963  
 Martin Fisher, 1957  
 Rusty Fitzgerald, 1963-65  
 Jason Fletcher, 1996  
 W.F. Flood, 1970  
 Raymond Flowers, 1989-92  
 Mike Foesch, 1990-91  
 Mike Foley, 1951-54  
 Wade Foltz, 1979-81  
 Lee Foresman, 1976  
 Jimmy Foster, 1955  
 Wes Foster, 1955  
 Andy Fox, 1996-97  
 John Fox, 2003-05  
 Vicheal Fox, 2002-03, 2005  
 Paul Fraim, 1968-70  
 Joe France, 1987  
 John Frankeberger, 1950-51  
 Bob Franks, 1971-73  
 Mike Freeman, 1975-77  
 Todd Frievald, 1985-87  
 Tim Freese, 1998, 2000  
 Dan Fritz, 1979-80  
 Brian Froehlich, 1990, 1992-93  
 Teray Frost, 1997-2000  
 Bill Fuller, 1986  
 Keith Fuller, 1991  
 Glen Furr, 1972-74

## G-G-G-G

Pedro Garcia, 1998-99, 2001-02  
 Johnny Garnett, 1974-77  
 Jay Garrett, 1998-2000  
 Robert Gay, 1992-93  
 Tony Gentile, 1966-68  
 Ralph George, 1973-76  
 Andre Gibson, 1975-77  
 Joey Gibson, 1999-2002  
 Johnny Gilbert, 1952  
 Rick Gilbert, 1978-79  
 Don Giles, 1962-63  
 Jim Sam Gillespie, 1957-58  
 Jim Sam Gillespie III, 1992  
 Jeff Gillette, 1994  
 Chris Gilliland, 2004-06  
 Ed Glackin, 1973-76  
 Chad Glenn, 1979  
 Brian Gliba, 1993-95  
 Kim Glidewell, 1973-76  
 Dutch Goddard, 1974-77  
 Geoff Goff, 1991-94  
 Terrell Golden, 2004-05  
 Jose Gomez, 1977-78  
 Tim Gompers, 1974-75, 1977  
 Steve Good, 1969  
 Weir Goodwin, 1950-51

Rick Goodwin, 2006-07  
 Teddy Gottwald, 1979-82  
 Andrew Gore, 2006-07  
 Erwin Grabisna, 1984  
 Bill Graf, 1950  
 Keith Graham, 1999-2002  
 Bo Grant, 1974-76  
 Mark Graybill, 1960-61  
 Anthony Green, 1976, 1978  
 Titus Green, 2001, 2003, 2005  
 J.C. Gregory, 1986  
 John Griffin, 1965, 1967-68  
 Marcus Griffin, 1995  
 Rick Griffith, 1969-70  
 Bill Grigg, 1978, 1980-81  
 Dan Griles, 1992-94  
 A.J. Gross, 2008-09  
 Jay Grumbling, 1950-51  
 Marvin Gundy, 1993  
 Bill Guy, 1952-53

## H-H-H-H

Bob Habasevich, 1966-68  
 Bill Haberlein, 1958-60  
 Tracy Hairston, 2008-09  
 Rusty Hale, 1989-91  
 Eric Hall, 2003-06  
 John Hall, 1970-72  
 Mike Hall, 1979-81  
 Tom Halliday, 1967, 1969  
 Tony Hamilton, 1976-78  
 Phil Hamric, 1959  
 George Handler, 2006-09  
 Steve Harrington, 1966-68  
 Grant Harris, 2003-05  
 Greg Harris, 1993-96  
 Mike Harris, 1995-98  
 Noel Harris, 1978  
 Ryan Harris, 2004  
 Eric Harrison, 1987-88, 1990  
 James Harrison, 1983  
 Eric Hart, 1962-64  
 Leon Hartless, 1960  
 Thomas Haskins, 1993-96  
 Mike Hatfield, 1980  
 Bruce Hauck, 1983  
 Taylor Hay, 1950  
 Wade Hawkins, 1987-90  
 Mike Hayes, 1997  
 Tim Hayes, 1988-89  
 Daryl Haymon, 1999-2000  
 Willard Hays, 1950  
 Stewart Heishman, 1984-85  
 Mark Hennigan, 1989  
 Gabe Hensley, 1999-2000  
 Wayne Hepler, 1969-70  
 Paul Hebert, 1965-67  
 John Herrin, 1998  
 Jack Herzog, 2003-06  
 Jake Hickman, 1994-97  
 Justin Hickman, 2008-09  
 Jack Hill, 1950  
 Ron Hill, 1993, 1995-97  
 John Hince, 1966-67  
 Doug Hines, 1973-75  
 Blake Hippensteil, 1981-83  
 Steven Hite, 2008-09  
 John Hobbs, 1973-76  
 Bob Hockley, 1967-69  
 Bill Hoehl, 1960-61  
 Chris Hoffman, 1990  
 Kelly Holbert, 1990-92  
 Christian Holland, 1951  
 Richard Holland, 1997, 99-00  
 Colby Hollingsworth, 2003-06  
 Ray Holloway, 2004  
 Rod Hollowell, 1960  
 Avi Hopkins, 1995-97  
 Sam Horner, 1957-59  
 Butch Hostetter, 1977-80  
 Charles Houk, 1995-97  
 Tommy Howell, 1970  
 Craig Howard, 1999-2001  
 Jeff Hubbard, 1992-94  
 Jim Hubbard, 1987-89  
 Paul Hudson, 1950-51  
 Justin Huggard, 2002-05  
 Kyle Hughes, 2006-09  
 Kamau Hull, 2001, 2003-05  
 Michael Hulyo, 1981-84  
 James Hummer, 2009  
 Jay Hunt, 1997-98  
 Scott Hunter, 1985  
 Larry Hupertz, 1977-79  
 Joe Hurley, 1986-88  
 Eric Hutchings, 1973-76  
 Mike Hutchings, 2006  
 Myles Hutchinson, 1951

## I-I-I-I

Wilson Ileso, 2006

George Inge, 1988-90  
 Tom Inge, 1959  
 Jim Ingram, 1970-71  
 Mike Inteso, 1987  
 Richard Irby, 1964, 1966  
 Garland Isaacs 1972, 1974  
 Steve Isola, 1991  
 Gabe Itoka, 2007-09  
 Gordon Ivascu, 1980

## J-J-J-J

Carl Jackson, 1978  
 Darius Jackson, 1994, 1996-98  
 Nathaniel Jackson, 2004-07  
 P.J. Jackson, 1998-2000  
 Oliver James, 1979-80  
 Raleigh James, 1972  
 Paul Janshago, 1954-55  
 Greg Jarvis, 1987  
 Tony Jaworski, 1970-71  
 Rajah Jenkins, 2008  
 Butch Jennings, 1990-91  
 Mike Jesensky, 1979  
 Thomas Jewett, 1980-82  
 Andre Johnson, 1992-94  
 Arturo Johnson, 1987  
 Chris Johnson, 1986  
 Christian Johnson, 2003-04  
 Derrick Johnson, 1983-86  
 Deshawn Johnson, 1994-96  
 John Paul Johnson, 1955  
 Kyle Johnson, 2006-08  
 Marlon Johnson, 1995  
 Michael Johnson, 2009  
 Pete Johnson, 1956-58  
 Spike Johnson, 1992-93  
 William Johnson, 1973  
 Curtis Johnston, 1980-81  
 Donnie Johnston, 2002-04  
 Duke Johnston, 1956-57  
 Bob Jones, 1970  
 Cameron Jones, 2008-09  
 Charlie Jones, 2009  
 Chaz Jones, 2008  
 Cory Jones, 1990  
 Craig Jones, 1976-79  
 Glenn Jones, 1974-77  
 Hugh Jones, 1964-65  
 Robby Jones, 1977-79  
 Royce Jones, 1952-54  
 Stephone Jones, 1983-85  
 Stinson Jones, 1958-61  
 Tom Hedge, 1950  
 Bobby Jordan, 1954-57  
 Brian Jordan, 1990-92

## K-K-K-K

Vic Kane, 1991-92  
 Carl Kasko, 1956-58  
 Rick Kastleberg, 1973  
 Verne Keefe, 1956-58  
 Frank Keeney, 2007  
 Chris Keever, 1989-91  
 John Keilty, 2007  
 Jehan Keitt, 2003  
 Christian Kelly, 2006-07  
 Mike Kemp, 1987-89  
 Yerry Kennally, 1970  
 Don Kern, 1959-60  
 Rick Killmeyer, 1992-94  
 Scott Kimball, 1983  
 Mike Kimberly, 1989  
 Randy Kinsey, 1970  
 Robert Knislow, 1951  
 Michael Kirk, 2000-03  
 Ted Kirk, 1969-71  
 Bill Kirkland, 1957-78  
 Bruce Kitchen, 1979  
 Karl Kinar, 1951-53  
 Wes Kite, 2000, 2002  
 Matthew Kluk, 1999-2002  
 Don Komara, 1980-81  
 Ken Kovac, 1986  
 Travis Kray, 1999-2001  
 Andy Kratt, 1996  
 Jerry Kress, 1954  
 Steve Krickovic, 1985-86  
 Kerr Kunk, 1967-68  
 Tom Kurkoski, 1957-59

## L-L-L-L

Bob LaPosta, 1965  
 Frank Ladson, 1982-83  
 Darian Lafferty, 1999-2001  
 Jim Lambert, 1965  
 Mark Lambert, 1975-77  
 Pete Lampman, 1986-88  
 Butch Land, 1962  
 John Landry, 1970-72  
 Jack Lanford, 1950-52  
 Jay Lasek, 1980-82  
 Boo Lassiter, 1989-90

# 2010 VMI Football Record Book

John Lauerman, 1950  
 Charlie Lavery, 1952-55  
 Brad Lawrence, 1988  
 Steve Lawrence, 1975  
 David Lawson, 1993  
 Mark Layne, 1978-80  
 Carl LeBourdais, 1954-56  
 Bill Leck, 1950  
 Mike Ledford, 1992-93  
 Jerry Ledlow, 1985  
 Bob Lee, 1964  
 John Lee, 1984  
 Tommy Leemon, 1969  
 Ken Legum, 1959-61  
 Rob Leighty, 1950-51  
 Brian Lengvarsky, 1997-99  
 Al Lester, 1994-97  
 Bruce Leve, 1962  
 Aaron Lewis, 2009  
 Austin Lewis, 2009  
 Cornell Lewis, 1995-97  
 Charlie Liesfield, 2003-06  
 Scott Lipscomb, 1980-83  
 Tommy Lloyd, 2004-07  
 Bob Lockridge, 1968-70  
 Dickie Lockridge, 1979  
 Jimmy Lofton, 1972-75  
 John Long, 1981-84  
 Chip Louthan, 1974  
 Howie Lowden, 1994-96  
 Jack Lowden, 1950  
 Neil Lowenstein, 1982-84  
 Travis Ludden, 2005-08  
 John Ludt, 1967-69  
 Allan Lunsford, 1989-90  
 Frank Lumpkin, 1978  
 Rich Lykins, 1970  
 Dan Lytle, 1989-92  
 Josh Lyles, 2001-04  
 Terrell Lynch, 2009  
 Dick Lyons, 1952, 1954-55

## M-M-M-M-M

Travis Mabrey, 1987-89  
 James MacDonald, 1950-51  
 Gary Mackey, 1966-68  
 Mike Maguigan, 1966, 1968  
 Michael Mahoney, 1966  
 Abey Malave-Lopez, 2000-02, 04  
 Brian Malast, 2000, 2002-03  
 Mike Maleski, 2002-05  
 Jimmy Mallis, 1955  
 Thomas Manning, 1984  
 Cameron Manuel, 1979  
 Johnny Mapp, 1951-53  
 Jeff Marcey, 2006-07  
 Ted Mariani, 1951-52  
 Alvin Markhand, 1950-51  
 Chuck Marks, 1967-68  
 Dan Martin, 1980-82  
 Dave Martin, 1955  
 Curtis Mason, 1989-92  
 Robert Mason, 2002-05  
 Art Massaro, 1982-84  
 Kevin Massenbun, 1982  
 Bland Massie, 1976  
 Gabe Mastrobuno, 1977-80  
 Kip Mattis, 1987  
 Rick Mattoso, 1995  
 Lawrence Mauck, 1976  
 Matt Maxey, 1999-2002  
 Jonathan Mayo, 1992-94  
 Mike Mayo, 1984-87  
 Tim Maypray, 2006-09  
 Pete Mazik, 1962-63  
 Anthony Mazza, 1951  
 Jim McCallum, 1952  
 Chuck McCarthy, 1984  
 Pat McCarthy, 1977-79  
 Tom McCarthy, 1982-85  
 Travis McDaniel, 1991-93  
 Pat McDowell, 1997, 2000  
 Jim McFalls, 1955-58  
 Dick McFarlin, 1950  
 Bill McGarr, 1984, 86-87  
 Matt McGonegle, 2004  
 William McGowan, 1966  
 Dan McGrew, 1986-88  
 Anthony McIntosh, 1985-88  
 Mark McIntyre, 1972-73  
 Steve McKenna, 1976-77, 1979  
 Patrick McKinney, 2006-09  
 Harry McKnight, 1972-74  
 Jeff McLean, 1976-78  
 Mark McLean, 1977-78  
 Chuck McLennan, 1955-56  
 LaShae McMillan, 2004  
 Bryant McMillan, 1991-92  
 Terrence McMillan, 1988  
 Richard McMinn, 1990  
 Gary McNeal, 1955-56  
 Bobby McQueen, 1973-76  
 Graham McPherson, 1995-98  
 Chris Meacham, 1990-93  
 Ricky Mears, 1987-88  
 Turner Mebane, 1989-90  
 Dennis Merklinger, 1960-61  
 Ted Mervosh, 1964-66

Matt Metheny, 1988-90  
 Tom Mihalik, 1973-76  
 Ned Mikula, 1968, 1970  
 Dave Miles, 1973-75  
 Bill Miller, 1952-55  
 Brad Miller, 2003-04  
 Scott Miller, 1969-70  
 Malacki Mills, 1981-82  
 John Miltstead, 1990-92  
 Nick Mims, 2006-08  
 Marcus Mines, 1989-92  
 Ryan Mingus, 2005, 2007  
 Claiborne Minor, 1964-66  
 Gil Minor, 1960-62  
 Rick Minor, 1969  
 Terry Minor, 1993-96  
 Kirk Minton, 1973  
 Aaron Mitchell, 1998, 2000  
 Bobby Mitchell, 1982-83  
 John Mitchell, 1982-83  
 Ned Mitchell, 1982-83  
 Sidney Mitchner, 1992-94  
 Roy Mittelstadt, 1999  
 Sean Mizzer, 2002-04, 06  
 Bob Modarelli, 1960-62  
 Matt Modarelli, 1993  
 Jose Mojica, 1996-97  
 Justin Molloy, 1995-96  
 Dan Monahan, 1984-85  
 Kirk Monteleone, 2003-05  
 Joe Moody, 1954-56  
 Lee Moon, 1967, 1969  
 Alan Moore, 1966  
 Pat Moore, 1971  
 Ronnie Moore, 1972-75  
 Sean Moore, 2002-05  
 Joe Morabit, 1959  
 Allen Morgan, 1972-74  
 Jeff Morgan, 1976-79  
 Johnny Morgan, 1953-54  
 Mike Morgan, 1990-92  
 Pat Morrison, 1959-61  
 Chris Morris, 1999-2000  
 John Morton, 1973  
 Howard Moss, 1957-59  
 Kerry Moseley, 1999, 2001  
 Sam Moultrie, 1972  
 Bill Mowll, 1962  
 Deffy Mubangu, 1997-99, 2001  
 Doug Muirhead, 1970-71  
 Mike Muller, 1978  
 Kerry Mullin, 1976  
 Mark Mulrooney, 1962-63  
 Camillus Musselman, 1990-93  
 Daniel Murphy, 1984  
 Calvin Murray, 1980-82  
 Cameron Murray, 2009  
 Hershel Murray, 1959  
 Larry Murray, 1988  
 Tom Myers, 1962-63

## N-N-N-N-N

Tom Napier, 1970-72  
 Steel Nardozzi, 2003-05  
 Joe Naselli, 1966-68  
 Derek Neal, 2000  
 Bill Nebraska, 1955-58  
 Mike Necessary, 1983-85  
 Chad Neely, 1994-95  
 Ed Negro, 1977-78  
 Roger Nerone, 1965  
 Dan Newcomer, 1973-74  
 Jay Newcower, 1972-74  
 Doug Nichols, 1970-71  
 Charlie Nickel, 1963  
 Kyle Nikmard, 2007-09  
 John Noon, 1970  
 Ronnie Norman, 1972-74  
 Mike North, 1969-70  
 Todd Northrop, 1987-89  
 Butch Nunnally, 1961-63

## O-O-O-O-O

Robert Oaks, 2003-04  
 Jimmy O'Dell, 1958-59  
 John O'Donnell, 1967  
 Tim O'Neil, 1952  
 George O'Neil, 1956, 1958  
 Steve Oddi, 1974-77  
 Dale Ogg, 1976-78  
 Frank Oliver, 1965-66  
 Mike Ondos, 1958-59  
 John Orrison, 1966  
 Bob Oser, 1978-79  
 Greg Otey, 1984-86  
 Bob Owen, 1950  
 Hunt Ozmer, 1975

## P-P-P-P-P

Sam Palmer, 2008  
 Steve Palmer, 1983-84  
 Steve Panchem, 1983-85  
 Brian Pannell, 1986, 1988-89  
 Mark Pappas, 1981-82  
 Jon Pardew, 1990-91  
 Darius Parker, 1996-99  
 Rick Parker, 1964  
 Tom Parker, 1972-73

Lance Parnell, 1990-91  
 Kenneth Parns, 1966  
 John Parrott, 1984-87  
 Ed Patnesky, 1962  
 Maury Pauling, 2002-03  
 Ken Patrick, 1959-60  
 Mike Patterson, 1963-64  
 Jeff Paul, 1989  
 William Paulette, 1968  
 Maury Pauling, 2001-04  
 Joe Paustenbaugh, 1978  
 Gerard Payne, 2006-07  
 Ed Pearson, 1996, 2000  
 Binnie Peay, 1961  
 Clark Peele, 1971  
 Mike Perfetti, 1989-92  
 Chris Perry, 2004-05  
 Gary Persinger, 1979-81  
 Adam Peters, 2003-06  
 Dave Petka, 1986-89  
 Neal Petree, 1950-51  
 William Pfeiffer, 1978  
 Ambrose Phillips, 1983-85  
 Richard Phillips, 1962-64  
 Dan Phlegar, 1963-65  
 Phillip Pickens, 2009  
 Damon Pinero, 1994  
 Charles Plageman, 1986-89  
 DeAngelo Plather, 2000-02  
 Eric Plogger, 1991-92  
 Wesley Poff, 1990  
 David Poldiak, 2000-01, 03-04  
 Bob Polk, 1960  
 John Portasik, 1950-51  
 Fred Poss, 1952-53  
 Rives Potts, 1970  
 Bill Powell, 1958-60  
 Joseph Powell, 1951  
 Bill Powers, 1986-87  
 Eugene Pribila, 1990-93  
 Gary Price, 2002-04  
 J.V. Price, 1961  
 Brett Prillaman, 1998-2001  
 Matt Prokop, 1999-2000  
 Mark Pruden, 1982  
 Wayne Purcell, 1987-90  
 John Puvogel, 2000-01, 03-04  
 Allan Pyke, 1973-75  
 Dave Pyle, 1976-77

## Q-Q-Q-Q-Q

Bo Quattrone, 1987-89  
 Russ Quay, 1967  
 John Quinn, 1959  
 Brian Quisenberry, 1978-80  
 Henry Quisenberry, 1950-51

## R-R-R-R-R

Kelly Raber, 1981-82  
 Bob Rader, 1955-57  
 Eric Radford, 1973-76  
 Jim Radle, 1982-84  
 Tom Radle, 1980-81  
 Michael Rainey-Viles, 2007-09  
 Paul Raiz, 1987  
 Bill Ralph, 1951-53  
 Glen Ralston, 1983  
 George Ramer, 1951-53  
 Pete Ramsey, 1969-71  
 Robert Randolph, 1965-66  
 Richard Rankin, 1965-66  
 Jacob Ratchford, 2001  
 Sam Ratcliffe, 1973  
 Alex Ray, 2008-09  
 Marc Ray, 2009  
 Steve Ray, 1970  
 Kevin Reardon, 1991-93  
 Weston Reber, 2009  
 Dave Redman, 1984-85  
 Adam Reel, 2004-06  
 Andy Reel, 2001-02  
 Bill Reed, 1962, 1964  
 Ken Reeder, 1960-62  
 Tyler Reedy, 2008-09  
 Greg Reese, 1998  
 Ron Reimman, 1984  
 Don Reisch, 1970-71  
 Tom Replogle, 1974-77  
 Erik Reynolds, 1992-93  
 Jeff Reynolds, 1974-76  
 Jim Reynolds, 1975-77  
 Carl Rhodes, 1964-65  
 Tom Rhodes, 1964-65, 1967  
 Jim Rice, 1980-82  
 Oscar Richardson, 1972-74  
 John Riding, 1970  
 Phil Riggelman, 1985-87  
 George Ripley, 1950-51  
 Worth Roberts, 1970  
 Darryl Robinson, 1980-83  
 Doug Robinson, 1988-89, 91-92  
 George Robinson, 1950-51  
 Joey Robinson, 2006-07  
 Joseph Robinson, 1977  
 Richard Robinson, 1996  
 Jacob Rochester, 2005-08  
 Bryan Rodriguez, 1999-2001  
 Steve Roenker, 1987-89

Mike Rogers, 1994-97  
 Chuck Rogerson, 1983-84  
 Louis Rolan, 1979-80  
 Victor Rosen, 2004  
 Bobby Ross, 1956-58  
 Dwayne Ross, 1988-91  
 Stefanoss, 2009  
 Dan Roethermel, 1974  
 Bryan Royster, 2005  
 Louis Rucker, 1982-83, 85  
 Melvin Rucker, 1979-82  
 Nick Ruffin, 1995  
 Chris Rule, 1988-90  
 Mark Rumph, 1988-90  
 Ray Rushton, 1980-82  
 Brian Rychlik, 1992-93

## S-S-S-S-S

Milt Salter, 1970-72  
 Charles Sanders, 1992-93  
 Walt Sanders, 1980-81  
 Musa Sarki, 2000-03  
 P.W. Sarver, 1983-84  
 Robert Savage, 1978-80  
 Brandon Savochka, 1992-93  
 Bob Scaglione, 1983-85  
 Tony Scales, 1989-92  
 Cliff Schademan, 2004  
 Ray Schaper, 1974-77  
 Larry Schaudies, 1971-73  
 Chip Schelhorn, 1974-75  
 Ryan Schelske, 2002  
 Bob Schmalzreid, 1965-67  
 Charlie Schmaus, 1966  
 Alvin Schmidt, 1989-90  
 Dave Schrader, 1969-70  
 Andrew Schultz, 1992  
 Ben Schultz, 1995, 1997  
 Tom Schultze, 1972-73  
 Ken Scott, 1958-59  
 Mario Scott, 2007-09  
 Derek Screen, 2000-03  
 Brett Seiffried, 1976-77  
 Nick Servidio, 1952-54  
 Jeff Sexton, 2009  
 Matt Sharpe, 2001-03  
 Wendell Shay, 1952-53  
 Emmy Shedlock, 1965  
 Harry Shepherd, 1956-57  
 Jon Sherrord, 1993  
 Gary Shick, 1972  
 Fred Shirley, 1959-61  
 Gary Shope, 1970  
 Steve Short, 1980-82  
 Carl Shwalter, 1980-81  
 Lou Shuba, 1959-60  
 Jim Shumaker, 1961, 1963  
 John Shuman, 1976-79  
 Joe Siler, 1952-53  
 R. C. Simmons, 2001-02, 2004  
 Mike Sislser, 1967-69  
 Rucker Slater, 1986  
 Tom Slater, 1963-65  
 Barry Smith, 1980-82  
 Clarence Smith, 2002-03  
 D'Angelo Smith, 2009  
 Derek Smith, 2006  
 Fred Smith, 1966-68  
 Jack Smith, 1994-95  
 Julian Smith, 1967  
 Larry Smith, 1966-68  
 Reginald Smith, 1981-83  
 Tripp Smith, 2001-04  
 Charlie Snead, 1962-64  
 Josh Sneed, 2008-09  
 T.J. Snelling, 2000-03  
 Rob Snodgrass, 1993  
 Buzz Snyder, 1955  
 Joe Sokolowski, 1988-90  
 Kevin Solomon, 1999-2001  
 Allan Soltis, 1976-78  
 Brian Southard, 1989-92  
 Logan Sorenson, 2009  
 Tom Sowers, 1968  
 Tony Spevak, 1995-96  
 Murphy Sprinkel, 1968-70  
 George St. John, 1951  
 Matt Staton, 1995  
 Joseph Strafford, 1966  
 Paul Staiger, 1973-74  
 Bill Stainback, 1967-68  
 Ned Stepanovich, 1975-77  
 Mark Stephenson, 1992-94  
 Greg Stevens, 2008  
 Charles Stiltner, 1999-2001  
 Lee Stillwell, 1966-68  
 Mark Stock, 1985-86, 88  
 Ryan Stratis, 2006  
 Joe Straub, 1962-64  
 Chris Strock, 1995  
 Scott Strong, 1967  
 Joe Stump, 1950  
 Anthony Sturgill, 1999-2002  
 Roger Sturgill, 1983  
 Greg Sturz, 2001-03  
 Jason Stutts, 1995-96  
 Denny Sullivan, 1969-71

Ty Summers, 1999-2002  
 Darrell Summerville, 1994-95  
 Robert Susnar, 1986-87  
 Patrick Sweeney, 2007-08  
 Levi Swindell, 2006-09  
 Ron Swirk, 1955-57  
 Keith Sykes, 1986-88

## T-T-T-T-T

Judd Tabor, 1994  
 Mike Talley, 1963, 1965  
 Ryan Talley, 1995  
 T.J. Talley, 2008-09  
 Paul Tate, 1981, 1983  
 Don Taylor, 1966-67  
 Jafri Taylor, 2009  
 Joe Taylor, 2006-08  
 Keith Taylor, 2005-08  
 Lionel Taylor, 1986-89  
 Dennis Telzrow, 1964-66  
 Hardy Temoney, 2008  
 Justin Tench, 2009  
 Mike Teubner, 1969-71  
 Lloyd Thacker, 1957-58  
 Mike Thacker, 1965-67  
 Billy Thomas, 1994-97  
 Blake Thomas, 1970, 1972  
 Rick Thomas, 1969  
 Jim Thomasselli, 1970  
 Scott Thomasson, 1980-81  
 Eric Thompson, 2002  
 Maurice Thompson, 1982-84  
 Terry Thompson, 1982-84  
 Andre Thornton, 1994-97  
 Jim Thornton, 1952-54  
 Wayne Thornton, 1972  
 Juan Thrasher, 2008  
 Dap Tillery, 1987-90  
 William Tilling, 1982-84  
 Cris Timmons, 1978-80  
 Andy Titone, 1986  
 Maximilian Toch, 1966  
 Lamont Toliver, 1984  
 Mark Tomlin, 2009  
 Hugh Tompkins, 1966-68  
 Bruce Torbett, 1972-74  
 Bill Tornabene, 1961-63  
 Jim Toth, 1977  
 Richard Townsend, 1972  
 Tracy Toye, 1986-88  
 Colby Trammell, 1967, 1969  
 Juan Thrasher, 2008-09  
 John Traynham, 1958-61  
 Tom Trobridge, 1979-80  
 Vince Trombetta, 1951  
 Jim True, 1958  
 Andy Tucker, 1961-63  
 Mike Tucker, 1972  
 Terry Tucker, 1992-94  
 Todd Tudor, 1980, 1982-83  
 Rick Tufaro, 1974-75  
 John Turley, 1956  
 John Turner, 1963-65  
 Leon Turner, 1978  
 Robert Turner, 1983  
 Mike Tutor, 1993-95  
 David Twillie, 1981-84  
 David Tyler, 1982-84  
 Sam Tyus, 1986

## U-U-U-U-U

Steve Umberger, 1980-82  
 Phil Upton, 1972-75

## V-V-V-V-V

Dick Valentine, 1970-71  
 Matt Van Wie, 2002  
 Neil Varnado, 1988  
 Bill Vaughn, 1950  
 Dale Vaughn, 1954-55  
 Scott Vaughn, 1983-84  
 Ron Vaughns, 1999, 2001-03  
 Buster Venable, 1969-70  
 Andy Viola, 2005-08  
 Daniel VonSchuch, 2006

## W-W-W-W-W

Randy Wainman, 2004  
 Doug Walker, 1961-63  
 Eric Walker, 1990, 1992-93  
 Greg Walker, 2008-09  
 James Walker, 1984  
 Jim Wall, 1985-86  
 Damani Wallace, 1993-95  
 G.J. Walley, 1978-80  
 Chris Walsh, 1999-2002  
 Andrew Walton, 2004-05  
 Aubrey Walton, 1984, 1986  
 Jamaal Walton, 2003-06  
 Tommy Walton, 2003  
 Jeremy Ward, 2002-05  
 Kris Ware, 2006, 2008-09  
 Billy Dee Washington, 1998-2001  
 Jeff Washington, 1977-79  
 John Washington, 1986-89  
 Kevin Washington, 1985-88  
 Keith Washington, 1983-86  
 Todd Washington, 1989-91

Trae Watkins, 2008-09  
 Mike Watson, 2006-07  
 Tom Watt, 1950  
 Bob Watts, 1966-67  
 Barrett Way, 2004-06  
 Marvin Watts, 1971-73  
 Gregg Weaver, 1976-78  
 Ed Webb, 1999-2001  
 Rusty Webb, 2006  
 Zach Webb, 2008  
 Cliff Weddington, 1993  
 Dick Weede, 1958-60  
 Kyle Weidlich, 1980-81  
 Mark Weiss, 1970-72  
 Bill Welsh, 1961-63  
 Eddie Wertz, 1994-95  
 Larry Wertz, 1964-66  
 Jim Westbrook, 1969-70  
 Lake Westfall, 1953-55  
 Larry Wetsel, 1960  
 Jamie Whalen, 1991-93  
 Donnie White, 1962-64  
 Jason White, 1995-98  
 Jeff White, 1978-80  
 Ken White, 1998-99  
 Terry White, 1972-75  
 Tim White, 1984-85  
 Butch Whitit, 1963-64  
 James Whitaker, 1988-90  
 Court Whitman, 1996-98  
 Quesuan Wigfall, 1997-2000  
 Frank Wilder, 1990-91  
 David Wilkinson, 1965-66  
 Ron Wilkerson, 1974, 1976  
 Dick Willard, 1959-61  
 Calvin Williams, 1985-88  
 Gene Williams, 1971-73  
 Joe Williams, 1990-93  
 Larry Williams, 1976-78  
 Matt Williams, 2000  
 Tim Williams, 1991-92, 1994-95  
 Ty Williams, 1999, 2001  
 Eddie Willis, 1969-70  
 John Willison, 1973-76  
 Bland Wilson, 1950  
 John Wilson, 1983  
 Jonathan Wilson, 2003-06  
 Scott Wilson, 1994-95  
 Lee Wimbish, 1980-83  
 Josh Wine, 2007-09  
 Cardell Winfield, 1995-98  
 Warren Winning, 1981-83  
 Carl Wittig, 1979  
 Chris Witts, 1989-90  
 Mike Wood, 1985, 1987-88  
 Eric Woodhouse, 1984-85  
 Chippy Woods, 1950-52  
 Tony Woods, 1989-91  
 Mike Woodward, 1974  
 Dave Woolwine, 1951-54  
 Richard Woolwine, 1980-81  
 Roy Woolwine, 1984  
 Sam Woolwine, 1978-80  
 Sam E. Woolwine, 1955-57  
 Michael Wooten, 1981-84  
 Jimmy Workman, 1964  
 DeWitt Worrell, 1960-61  
 Ed Woy, 1951-52  
 Bo Wren, 2007-09  
 Craig Wright, 1989  
 Eric Wright, 1989-90  
 James Wright, 1984-87

## Y-Y-Y-Y-Y

Aaron Yarbough, 1997-2000  
 Jeff Yates, 1975  
 Rocky Yost, 1969-70  
 Dan Young, 1984-87  
 Bryant Youngblood, 2006-09

## Z-Z-Z-Z-Z

Chris Zaleski, 1989  
 Warren Zeiders, 1951-52  
 Jeff Zeigler, 1989-92  
 Ricky Zgol, 1984-86  
 Daryoush Ziai, 1984  
 Tony Zoetis, 1977-79



# Honors & Awards

## Henry Fairfax Ayers '06 Medal

(Given to the Most Valuable Player)

1971 - George Ramsey, III  
 1972 - Mac Bowman  
 1973 - Eugene Williams  
 1974 - Andy Dearman, III  
 1975 - Ronnie Moore  
 1976 - Kim Glidewell & John Willison, Jr.  
 1977 - Glen Jones  
 1978 - Robby Clark & Dale Ogg  
 1979 - Walt Bellamy & Jeff Morgan  
 1980 - Butch Hostetter  
 1981 - Floyd Allen  
 1982 - Melvin Rucker  
 1983 - Anthony Agostinelli  
 1984 - Mike Wooten  
 1985 - Al Comer  
 1986 - Keith Washington  
 1987 - Dan Young  
 1988 - Mark Stock  
 1989 - Charles Plageman  
 1990 - Wayne Purcell  
 1991 - Dwayne Ross  
 1992 - Kelly Holbert  
 1993 - Kevin Reardon  
 1998 - Andre Curtis  
 1999 - Stillman Clark  
 2000 - Richard Holland  
 2001 - Chris Walsh  
 2002 - Joey Gibson  
 2003 - Derik Screen  
 2004 - Robert Mason  
 2005 - Robert Mason  
 2006 - Sean Mizzer  
 2007 - Tim Maypray  
 2008 - Tim Maypray

## Harry G. Lee '47

### 12th Man Award

1989 - Frank Wilder  
 1990 - Alvin Schmidt  
 1991 - Matt Ankrum  
 1992 - Brian Gliba

## J. Smith Ferebee '27

### Coaches' Award

1989 - Mark Cager  
 1990 - Turner Mebane  
 1991 - Mike Perfetti  
 1992 - Brian Jordan  
 2005 - Travis Ludden  
 2006 - Jonathan Wilson

## Academic All-American

1976 - Bob Bookmiller (2nd Team)  
 1978 - \*Bob Bookmiller (2nd Team)  
     - Craig Jones (1st Team)  
 1979 - \*Craig Jones (1st Team)  
 1983 - David Twillie (2nd Team)  
 1984 - David Twillie (1st Team)  
 1986 - Dan Young (1st Team)  
 1987 - Dan Young (2nd Team)  
 1988 - Anthony McIntosh (1st Team)

\*Recipient NCAA Postgraduate scholarship

## Dr. Martin D. Delaney, Jr. '28

### Award

(Originally begun as the Award of Honor, it is now given to the Most Improved Football Player.)

1958 - John Engels  
 1959 - Marty Caples  
 1960 - Not Awarded  
 1961 - Dewitt Worrell  
 1962 - Not Awarded  
 1963 - Not Awarded  
 1964 - Richard Phillips  
 1965 - Unknown  
 1966 - James B. Clarke  
 1967-70 - Not Awarded  
 1971 - Tom Napier and Walt Chalkley  
 1972 - Blake Thomas  
 1973 - Cliff Biram  
 1974 - Ron Bongiovanni  
 1975 - Ray Brooks  
 1976 - Ralph George  
 1977 - Jim Reynolds  
 1978 - Allan Soltis  
 1979 - Rick Gilbert  
 1980 - Jeff White  
 1981 - Ozzie Belcher  
 1982 - Dan Martin  
 1983 - Frank Ladson  
 1984 - Neil Lowenstein  
 1985 - Kevin Washington  
 1986 - Erich Diehl  
 1987 - Phil Riggelman  
 1988 - John Adametz  
 1989 - Tony Douglas  
 1990 - Chris Witts  
 1991 - Andy Andrews  
 1992 - Robert Gay  
 1993 - Robert Gay  
 1998 - Darius Parker  
 1999 - Matt Kluk  
 2000 - Bryan Rodriguez  
 2001 - Michael Kirk  
 2002 - Musa Sarki  
 2003 - Jonathan Wilson  
 2004 - Kirk Monteleone  
 2005 - Mike Maleski  
 2006 - Jeff Marcey  
 2007 - George Handler  
 2008 - Zach Collins

## National Football Foundation

### Scholar-Athletes

1978 - Bob Bookmiller  
 1979 - Craig Jones  
 1982 - Teddy Gottwald  
 1984 - David Twillie  
 1987 - Dan Young  
 1988 - Anthony McIntosh  
 1989 - Charles Plageman

## Keydets in the NFL

**Sam Horner** - Washington Redskins (1960-61), New York Giants (1962-63)  
**Pete Johnson** - Chicago Bears (1959)  
**Joe Muha** - Philadelphia Eagles (1946-50)  
**Bosh Pritchard** - Philadelphia Eagles (1942, 1946-51), New York Giants (1951)  
**Vince Ragunas** - Pittsburgh Steelers (1949)  
**Ray Reutt** - Pittsburgh-Philadelphia Steagles (1943)  
**Mark Stock** - Pittsburgh Steelers (1989), Washington Redskins (1993 & 1994) & Indianapolis Colts (1996)  
**Bobby Thomason** - Los Angeles Rams (1949), Green Bay Packers (1951), Philadelphia Eagles (1952-57)  
**Mike Wooten** - Washington Redskins (1987)

## Keydets in Post-Season Play

Floyd Allen, Senior Bowl (1982)  
 Lorenzo Carpenter, All-America Classic (1992)  
 Andy Dearman, All-American Bowl (1975)  
 Howard Dyer, Senior Bowl (1961) & All-American Bowl (1961)  
 Jay Grumbling, Blue-Gray (1951)  
 Weir Goodwin, Blue-Gray (1951)  
 Sam Horner, Blue-Gray (1960)  
 Jack Hutchinson, Blue-Gray (1948)  
 Craig Jones, Hula Bowl (1980)  
 Jim McFalls, Senior Bowl (1959)  
 Joe Muha, Blue-Gray (1942)  
 Bosh Pritchard, Blue-Gray (1941)  
 Mark Stock, East-West Shrine (1989) & Senior Bowl (1989)  
 Paul Shu, Blue-Gray (1939)  
 Joe Stump, Blue-Gray (1948)  
 Bobby Thomason, Blue-Gray (1948)  
 Cameron Thompson, Blue-Gray (1948)  
 Gene Williams, All-American Bowl (1974)  
 John Willison, All-American Bowl (1977)

**Note:** Some team awards were not given from 1994-98.

# Year-By-Year Results

**1891 (3-0-1)**

<b>VMI</b>	
6	Washington and Lee
0	Washington and Lee
18	St. John's (Md.)
28	at Pantops
<b>52</b>	<b>Totals</b>

**1892 (4-0-1)**

<b>VMI</b>	
18	St. John's
12	Wake Forest
34	Duke
34	Kentucky
30	Washington and Lee
<b>128</b>	<b>Totals</b>

**1893 (3-1)**

<b>VMI</b>	
28	Washington and Lee
10	North Carolina
34	Richmond
0	Virginia
<b>72</b>	<b>Totals</b>

**1894 (6-0)**

<b>VMI</b>	
44	St. Albans
4	Washington and Lee
48	Hampton Athletic Club
16	Washington & Lee
10	Virginia Tech (Staunton)
16	Roanoke College
<b>138</b>	<b>Totals</b>

**1895 (5-1)**

<b>VMI</b>	
18	at Washington and Lee
44	Richmond
26	Roanoke College
30	Washington and Lee
42	N.C. State (Atlanta)
4	Virginia Tech (Lynchburg)
<b>164</b>	<b>Totals</b>

**1896 (3-4)**

<b>VMI</b>	
12	Washington and Lee
0	at Washington and Lee
42	Alleghany Institute
0	St. Alban's
14	St. John's
0	Virginia Tech (Roanoke)
0	Virginia (Lynchburg)
<b>68</b>	<b>Totals</b>

**1897 (3-2)**

<b>VMI</b>	
14	Columbia
0	at Vanderbilt
20	at Roanoke College
42	Hampden-Sydney
0	St. Alban's (Lynchburg)
<b>76</b>	<b>Totals</b>

**1898 (4-2)**

<b>VMI</b>	
33	Columbia
16	Richmond
29	at Washington and Lee
22	St. Alban's
5	Georgetown (Richmond)
5	at Navy
<b>110</b>	<b>Totals</b>

**1899 (1-0)**

<b>VMI</b>	
39	Washington & Lee
<b>39</b>	<b>Totals</b>

**1900 (4-1-2)**

<b>OPP. VMI</b>	
0	11 at Washington and Lee
0	0 Virginia
0	0 St. Alban's
12	11 Georgetown (Richmond)
41	Washington and Lee
18	Hampton Athletic Club
5	Virginia Tech (Roanoke)
<b>86</b>	<b>Totals</b>

**1901 (4-3)**

<b>VMI</b>	
0	30 Hampden-Sydney
0	at Georgetown
6	0 Richmond
46	at Washington and Lee
0	Virginia (Lynchburg)
0	Virginia Tech (Norfolk)
0	44 Maryland
<b>199</b>	<b>Totals</b>

**1902 (3-3-1)**

<b>VMI</b>	
0	St. Alban's
11	at Georgetown
33	Richmond
10	UNC (Lynchburg)
0	29 Hampden-Sydney
0	11 Washington and Lee
0	5 Virginia Tech (Norfolk)
<b>99</b>	<b>Totals</b>

**1903 (2-1)**

<b>VMI</b>	
24	Old Point College
6	N.C. State
0	6 North Carolina (Roanoke)
<b>36</b>	<b>Totals</b>

**1904 (3-5)**

<b>VMI</b>	
6	0 N.C. State
0	at Navy
26	Marine Officers
0	at Virginia
6	6 St. John's
0	6 Davidson
27	Augusta Military Acad.
0	5 Virginia Tech (Roanoke)
<b>70</b>	<b>Totals</b>

**1905 (2-5-1)**

<b>VMI</b>	
0	N.C. State
6	Davidson
0	UNC (Winston-Salem)
0	Virginia Tech (Richmond)
4	0 Randolph-Macon
12	11 St. John's
6	23 William & Mary
0	0 at Navy
<b>40</b>	<b>Totals</b>

**1906 (4-4)**

<b>VMI</b>	
0	N.C. State
0	Davidson
0	15 St. John's
5	0 at Virginia
5	6 Roanoke College
11	33 Maryland
10	10 Rollers (AMA)
4	4 at Richmond
<b>68</b>	<b>Totals</b>

**1907 (5-3)**

<b>OPP. VMI</b>	
0	17 at Virginia
0	6 Davidson (Roanoke)
0	0 Virginia Tech (Roanoke)
16	58 William & Mary
0	69 Baltimore Medical
0	37 Navy Yard Athletics
0	44 Roanoke College
0	52 Eastern College
<b>282</b>	<b>Totals</b>

**1908 (3-2)**

<b>OPP. VMI</b>	
0	21 William & Mary
0	40 Hampden-Sydney
6	2 St. John's
29	57 Staunton Mil. Academy
21	0 Virginia Tech (Roanoke)
0	120
<b>61</b>	<b>Totals</b>

**1909 (4-3)**

<b>VMI</b>	
28	Roanoke College
0	3 UNC (Lynchburg)
23	0 at Virginia
0	0 St. John's
17	22 Randolph-Macon
0	0 Davidson (Lynchburg)
0	6 William & Mary
<b>59</b>	<b>Totals</b>

**1910 (3-3-1)**

<b>VMI</b>	
0	at North Carolina
0	0 Norfolk Blues
0	33 William & Mary
28	0 at Virginia
22	22 St. John's
8	Maryland
6	at Georgetown
<b>69</b>	<b>Totals</b>

**1911 (7-1)**

<b>OPP. VMI</b>	
6	38 Rollers (AMA)
12	5 Davidson (Roanoke)
0	6 N.C. State
0	25 Randolph-Macon
17	6 at Virginia
38	38 Richmond
80	Catholic U
5	St. John's (Roanoke)
<b>203</b>	<b>Totals</b>

**1912 (7-1)**

<b>VMI</b>	
27	Hampden-Sydney
0	30 Richmond Medical
10	26 Gallaudet
0	19 at Virginia
29	3 at Kentucky
3	3 St. John's
34	Roanoke College
21	at John's Hopkins
<b>163</b>	<b>Totals</b>

**1913 (7-1-2)**

<b>VMI</b>	
9	Hampden-Sydney
5	33 William & Mary
5	14 Mississippi
0	67 St. John's
6	7 at Virginia
0	Morris Harvey
30	Baltimore College
14	N.C. State (Richmond)
17	Roanoke
6	Virginia Tech (Roanoke)
<b>197</b>	<b>Totals</b>

**1914 (4-4)**

<b>OPP. VMI</b>	
18	29 Hampden-Sydney
10	10 Richmond
22	28 William & Mary
0	6 Gallaudet
0	7 at Georgia Tech
0	7 UNC (Charlotte)
0	23 Clemson (Richmond)
0	0 Virginia Tech (Roanoke)
<b>50</b>	<b>110</b>
<b>95</b>	<b>Totals</b>

**1915 (6-2-1)**

<b>OPP. VMI</b>	
0	25 Hampden-Sydney
0	19 William & Mary
10	7 Gallaudet
0	13 Richmond
10	3 North Carolina (Greensboro)
20	0 at Virginia
21	Wake Forest
6	Clemson (Richmond)
9	Virginia Tech (Roanoke)
<b>103</b>	<b>Totals</b>

**1916 (4-5)**

<b>VMI</b>	
19	Hampden-Sydney
66	William & Mary
0	54 Gallaudet
9	at Maryland
13	at North Carolina
14	Catholic U
37	Clemson (Richmond)
6	7 Virginia
0	14 Virginia Tech (Roanoke)
<b>233</b>	<b>Totals</b>

**1917 (4-4-1)**

<b>VMI</b>	
14	15 Hampden-Sydney
53	William & Mary
0	at Army
14	Maryland
7	Davidson (Danville)
0	54 Roanoke
0	0 N.C. State (Richmond)
5	19 Gallaudet
0	0 Virginia Tech (Roanoke)
<b>162</b>	<b>Totals</b>

**1918 (1-3)**

<b>VMI</b>	
6	at Maryland
0	at Newport News Navy
19	Gallaudet
0	Virginia Tech (Roanoke)
<b>25</b>	<b>Totals</b>

**1919 (6-2)**

<b>VMI</b>	
3	Hampden-Sydney
21	W&M (Richmond)
0	at Virginia
0	0 N.C. State (Roanoke)
29	at North Carolina
14	Davidson (Lynchburg)
41	Roanoke
13	Virginia Tech (Roanoke)
<b>121</b>	<b>Totals</b>

**1920 (9-0)**

<b>VMI</b>	
54	Roanoke
136	Hampden-Sydney
22	at Virginia
35	Citadel (Lynchburg)
0	at Pennsylvania
14	N.C. State (Petersburg)
23	at North Carolina
96	Catholic U
24	Virginia Tech (Roanoke)
<b>431</b>	<b>Totals</b>

# 2010 VMI Football Record Book

## 1921 (3-5-1)

VMI	
13	Roanoke
32	Hampden-Sydney
20	Wake Forest
7	Virginia
7	at Pennsylvania
7	UNC (Richmond)
7	at N.C. State
7	at Kentucky
7	Virginia Tech (Roanoke)
<b>107</b>	<b>Totals</b>

## 1922 (7-2)

VMI	
34	at Lynchburg
50	Roanoke
62	Morris-Harvey
14	at Virginia
14	N.C. State (Norfolk)
61	Catholic U
7	UNC (Richmond)
46	at George Washington
3	Virginia Tech (Roanoke)
<b>291</b>	<b>Totals</b>

## 1923 (9-1)

VMI	
6	U.S. Marines
33	Lynchburg
7	at Georgia Tech
27	Roanoke
35	at Virginia
22	N.C. State
46	Emory & Henry
9	UNC (Richmond)
33	at Tennessee
6	Virginia Tech (Roanoke)
<b>224</b>	<b>Totals</b>

## 1924 (6-3-1)

VMI	
33	Wofford
39	Emory & Henry
0	at Georgia Tech
28	Roanoke
0	at Virginia
17	N.C. State (Richmond)
0	at North Carolina
10	at Kentucky
25	Hampden-Sydney
0	Virginia Tech (Roanoke)
<b>152</b>	<b>Totals</b>

## 1925 (6-4)

VMI	
33	Lynchburg College
27	N.C. State (Richmond)
9	Wofford
46	Emory & Henry
0	at Georgia Tech
17	Roanoke
10	at Virginia
27	UNC (Richmond)
0	Kentucky (Charleston, W.Va.)
0	Virginia Tech (Roanoke)
<b>169</b>	<b>Totals</b>

## 1926 (5-5)

VMI	
20	Wofford
10	Richmond
0	at Georgia Tech
7	Roanoke
7	Virginia
7	N.C. State (Richmond)
12	Davidson (Lynchburg)
0	at North Carolina
10	Kentucky (Charleston, W.Va.)
7	Virginia Tech (Roanoke)
<b>80</b>	<b>Totals</b>

## 1927 (6-4)

OPP.	VMI
0	37
0	22
0	0
14	32
8	8
20	6
7	20
7	7
26	0
12	12
<b>144</b>	<b>Totals</b>

## 1928 (5-3-2)

OPP.	VMI
7	7
0	14
0	6
0	0
0	31
0	9
9	0
0	13
7	0
6	6
16	16
<b>95</b>	<b>Totals</b>

## 1929 (8-2)

OPP.	VMI
0	19
10	40
6	7
7	12
0	20
0	7
0	12
0	12
0	12
23	14
<b>155</b>	<b>Totals</b>

## 1930 (3-6)

OPP.	VMI
0	12
0	6
13	6
7	0
3	0
3	6
0	0
0	0
0	0
29	30
<b>30</b>	<b>Totals</b>

## 1931 (3-6-1)

OPP.	VMI
0	6
6	6
0	0
0	0
33	13
14	18
18	20
0	0
7	7
7	12
6	6
<b>108</b>	<b>Totals</b>

## 1932 (2-8)

OPP.	VMI
0	18
13	0
13	0
14	6
0	0
7	6
28	7
9	7
14	0
<b>98</b>	<b>Totals</b>

## 1933 (2-7-1)

OPP.	VMI
0	0
0	6
7	0
0	0
13	19
10	13
0	0
0	6
25	0
9	0
<b>64</b>	<b>44</b>

## 1934 (1-8)

OPP.	VMI
7	0
6	6
13	6
13	0
0	13
0	13
0	0
12	13
18	0
6	51
<b>75</b>	<b>Totals</b>

## 1935 (2-7-1)

OPP.	VMI
26	0
0	0
0	0
12	6
7	0
7	0
6	19
6	0
0	6
0	6
23	6
0	63
<b>61</b>	<b>Totals</b>

## 1936 (6-4)

OPP.	VMI
19	0
0	24
0	0
7	13
13	0
20	20
0	12
32	21
26	13
24	0
<b>122</b>	<b>122</b>

## 1937 (5-5)

OPP.	VMI
0	6
7	7
13	20
13	7
3	21
41	26
7	7
6	7
20	27
13	6
<b>123</b>	<b>134</b>

## 1938 (6-1-4)

OPP.	VMI
6	33
23	12
44	0
12	7
12	13
4	14
12	47
20	6
7	19
26	6
<b>166</b>	<b>159</b>

## 1939 (6-3-1)

OPP.	VMI
20	41
37	0
32	2
6	20
13	16
12	7
14	0
21	7
15	13
0	19
<b>170</b>	<b>125</b>

## 1940 (7-2-1)

OPP.	VMI
46	33
22	0
29	13
7	13
17	7
6	7
23	0
27	20
13	20
14	14
<b>190</b>	<b>127</b>

## 1941 (4-6)

OPP.	VMI
0	7
44	7
12	13
13	20
6	7
0	25
0	13
56	0
14	27
12	15
7	7
<b>157</b>	<b>134</b>

## 1942 (3-5-1)

OPP.	VMI
0	0
7	0
38	6
38	38
38	29
0	20
6	6
0	0
7	6
6	6
<b>140</b>	<b>111</b>

## 1943 (2-6)

OPP.	VMI
12	0
18	13
9	12
0	0
7	0
7	0
20	7
9	14
0	46
12	12
<b>94</b>	<b>183</b>

## 1944 (1-8)

OPP.	VMI
26	6
7	7
12	2
26	0
7	6
6	12
0	0
14	6
6	65
6	6
0	0
2	2
<b>86</b>	<b>231</b>

**1945 (5-4)**

VMI	
37	Emory & Henry
40	at Richmond
7	Virginia (Lynchburg)
21	N.C. State
9	at William & Mary
27	Vanderbilt
0	at Maryland
7	Catawba
7	Virginia Tech (Roanoke)
<b>155</b>	<b>Totals</b>

**1946 (4-5-1)**

VMI	
21	Catawba
7	at Richmond
0	at Georgia Tech
8	at Virginia
25	Davidson
0	at William & Mary
7	N.C. State (Roanoke)
26	at Furman
21	The Citadel
7	Virginia Tech (Roanoke)
<b>122</b>	<b>Totals</b>

**1947 (3-5-1)**

VMI	
13	Catawba
13	George Washington
0	at Georgia Tech
20	at Richmond
6	Virginia
14	at Davidson
20	at William & Mary
6	at The Citadel
28	Virginia Tech (Roanoke)
<b>120</b>	<b>Totals</b>

**1948 (6-3)**

VMI	
28	Catawba
26	at George Washington
0	*William & Mary
9	at Richmond
14	at Virginia
33	Davidson
6	at Tulane
34	The Citadel
33	Virginia Tech (Roanoke)
<b>183</b>	<b>Totals</b>
* Oyster Bowl - Norfolk, Va.	

**1949 (3-5-1)**

VMI	
7	Quantico Marines
14	G. Washington (Lynchburg)
6	at William & Mary
14	*Richmond
13	Virginia (Lynchburg)
14	at Army
47	Davidson
14	at The Citadel
28	Virginia Tech (Roanoke)
<b>157</b>	<b>Totals</b>
* Tobacco Bowl-Richmond	

**1950 (6-4)**

VMI	
S23	25 Wm. & Mary (Roanoke)
S29	12 at G. Washington
O7	26 at Richmond
O14	0 at Texas A & M
O21	13 at Virginia
O28	13 Catawba
N4	46 at Davidson
N11	14 at Georgia Tech
N18	13 The Citadel
N23	27 Va. Tech (Roanoke)
<b>189</b>	<b>Totals</b>

**1951 (7-3)**  
**Southern Conference**  
**Champions**

OPP.	
0	
6	
40	
14	S15 7 at Cincinnati
14	S22 29 Wofford
13	S29 34 at Richmond
13	O6 20 at William & Mary
38	O20 14 at Virginia
14	O27 34 at Catawba
0	N3 35 Davidson
138	N10 7 at Georgia Tech
	N17 27 at The Citadel
	N22 20 Virginia Tech (Roanoke)
<b>227</b>	<b>Totals</b>

**1952 (3-6-1)**

VMI	
S20	13 William & Mary (Roanoke)
S26	0 at Miami (FL)
O4	28 Richmond
O10	28 at Florida State
O18	14 *Virginia
O24	20 at George Washington
N1	14 at Army
N8	21 W. Virginia (Roanoke)
N15	20 The Citadel
N27	7 Virginia Tech (Roanoke)
<b>165</b>	<b>Totals</b>
* Tobacco Bowl - Richmond, Va.	

**1953 (5-5)**

VMI	
S19	44 Catawba
S26	13 George Washington
O3	7 at Richmond
O10	14 at The Citadel
O17	21 at Virginia
O24	20 at West Virginia
O31	7 at Florida State
N7	20 William & Mary (Roanoke)
N14	0 at Cincinnati
N26	28 Virginia Tech (Roanoke)
<b>174</b>	<b>Totals</b>

**1954 (4-6)**

VMI	
S18	0 Davidson
S25	16 at George Washington
O2	19 at Richmond
O9	0 at Boston College
O16	0 at Virginia
O23	6 West Virginia (Bluefield)
O30	19 Florida State (Lynchburg)
N6	21 William & Mary (Roanoke)
N13	42 The Citadel
N25	9 Virginia Tech (Roanoke)
<b>132</b>	<b>Totals</b>

**1955 (1-9)**

VMI	
S17	7 at Tulane
S24	6 George Wash. (Roanoke)
O1	0 Richmond
O8	12 West Virginia (Bluefield)
O15	13 at Virginia
O22	7 Davidson
O29	13 at William & Mary
N5	0 at Lehigh
N12	14 at The Citadel
N19	13 Virginia Tech (Roanoke)
<b>85</b>	<b>Totals</b>

**1956 (3-6-1)**

VMI	
S15	47 at Stetson
S22	0 at Virginia
S29	12 at Army
O6	35 at Richmond
O13	20 Lehigh
O19	14 at George Washington
O27	13 at Davidson
N3	20 W&M (Lynchburg)
N10	6 at West Virginia
N22	0 Virginia Tech (Roanoke)
<b>167</b>	<b>Totals</b>

**1957 (9-0-1)**  
**Southern Conference**  
**Champions**

OPP.	
0	
21	S21 7 at Tampa
21	S28 21 at Holy Cross
6	O5 28 at Richmond
14	O12 26 Davidson
13	O19 14 at William & Mary
20	O26 26 GVU (Roanoke)
7	N2 20 at Virginia
7	N9 12 at Lehigh
7	N16 33 The Citadel
6	N28 14 Virginia Tech (Roanoke)
<b>101</b>	<b>Totals</b>

**1958 (6-2-2)**

VMI	
S20	46 Morehead State
S27	33 at Villanova
O4	12 Richmond
O11	6 William & Mary (Bluefield)
O18	13 at Tampa
O25	42 at Davidson
N1	33 Virginia (Norfolk)
N8	7 Lehigh (Lynchburg)
N15	6 at The Citadel
N27	16 Virginia Tech (Roanoke)
<b>214</b>	<b>Totals</b>

**1959 (8-1-1)**  
**Southern Conference**  
**Champions**

VMI	
S19	46 at Marshall
S26	0 at Penn State
O3	14 Richmond (Portsmouth)
O10	19 Virginia (Lynchburg)
O17	26 William & Mary (Norfolk)
O24	34 Davidson
O30	28 at George Washington
N7	7 at Lehigh
N14	32 The Citadel
N26	37 Virginia Tech (Roanoke)
<b>243</b>	<b>Totals</b>

**1960 (7-2-1)**  
**Southern Conference**  
**Champions**

VMI	
S17	33 at William & Mary
S24	28 at Buffalo
O1	21 Richmond
O7	34 at George Washington
O15	30 at Virginia
O22	14 at Boston College
O29	8 at Memphis State
N5	18 Lehigh
N12	20 at The Citadel
N24	12 Va. Tech (Roanoke)
<b>218</b>	<b>Totals</b>

**1961 (6-4)**

VMI	
S16	33 at Marshall
S23	0 at Villanova
S29	8 at Richmond
O7	6 at G. Washington
O14	7 Virginia (Norfolk)
O21	13 at Davidson
O28	14 at William & Mary
N4	8 The Citadel
N11	39 at Buffalo
N23	6 Virginia Tech (Roanoke)
<b>134</b>	<b>Totals</b>

**1962 (6-4)**  
**Southern Conference**  
**Champions**

OPP.	
6	S15 22 G. Wash. (Lynchburg)
24	S22 0 at Villanova
0	S28 21 at Richmond
18	O6 0 at Boston College
28	O13 6 at Virginia
7	O20 20 Davidson
0	O27 6 William & Mary
7	N3 16 at The Citadel
20	N10 14 at Holy Cross
9	N22 14 Virginia Tech (Roanoke)
<b>119</b>	<b>Totals</b>

**1963 (3-5-2)**

VMI	
S21	14 George Washington
S28	6 at Iowa State
O5	10 at Davidson
O12	0 Virginia (Richmond)
O19	12 *Navy
O25	7 at Richmond
N2	26 at William & Mary
N9	12 at Holy Cross
N16	33 The Citadel
N28	20 Virginia Tech (Roanoke)
<b>140</b>	<b>Totals</b>
* Oyster Bowl - Norfolk, Va.	

**1964 (1-9)**

VMI	
S19	12 William & Mary
S26	14 at Richmond
O3	7 at Villanova
O10	19 *Virginia
O17	10 at Buffalo
O24	35 Davidson
O31	6 at Tulane
N6	7 at Detroit
N14	0 at The Citadel
N26	13 Virginia Tech (Roanoke)
<b>123</b>	<b>Totals</b>
* Tobacco Bowl - Richmond, Va.	

**1965 (3-7)**

VMI	
S18	21 at William & Mary
S25	7 at Army
O2	0 at George Washington
O9	10 at Virginia
O16	0 at Southern Mississippi
O23	16 at Davidson
O30	12 at Boston College
N6	21 Richmond
N13	21 The Citadel
N25	13 Va. Tech (Roanoke)
<b>121</b>	<b>Totals</b>

**1966 (2-8)**

VMI	
S17	14 at Villanova
S24	7 Georgia (Roanoke)
O1	0 at Boston College
O7	34 at Richmond
O15	27 at Virginia
O22	0 George Washington
O29	15 William & Mary
N5	6 at So. Mississippi
N12	14 at The Citadel
N24	12 Va. Tech (Roanoke)
<b>129</b>	<b>Totals</b>

**1967 (6-4)**

VMI	
S16	46 Davidson
S23	9 at West Virginia
S30	0 Richmond
O7	28 *William & Mary
O14	22 The Citadel (Roanoke)
O21	6 at Georgia
O28	18 at Virginia
N4	38 Akron
N11	26 at Boston College
N23	12 Va. Tech (Roanoke)
<b>205</b>	<b>Totals</b>
* Tobacco Bowl - Richmond, Va.	

## 2010 VMI Football Record Book

### 1968 (1-9)

VMI	OPP.
S21 12 at Vanderbilt	25
S28 0 at Virginia	47
O5 13 Villanova	19
O11 7 W.Virginia (Roanoke)	14
O19 8 at The Citadel	13
O26 10 William & Mary	20
N2 0 at Richmond	35
N9 21 at Davidson	17
N16 13 at Boston College	45
N28 6 Va. Tech (Roanoke)	55
<b>90 Totals</b>	<b>290</b>

### 1969 (0-10)

VMI	OPP.
S20 0 at Rice	55
S27 0 Richmond	20
O4 0 at West Virginia	32
O11 10 *Virginia	28
O18 2 The Citadel	28
O25 17 at William & Mary	25
N1 6 at Davidson	59
N8 11 at North Carolina	61
N15 32 at Boston College	49
N27 0 Va. Tech (Roanoke)	52
<b>78 Totals</b>	<b>409</b>

\*Tobacco Bowl - Richmond, Va.

### 1970 (1-10)

VMI	OPP.
S12 13 Furman	0
S19 0 at Rice	42
S26 10 at West Virginia	47
O3 3 at Boston College	56
O10 10 at Virginia	49
O17 10 William & Mary	24
O24 9 at The Citadel	56
O31 21 Davidson	55
N7 13 at North Carolina	62
N14 17 at Richmond	40
N21 14 Va. Tech (Roanoke)	20
<b>120 Totals</b>	<b>451</b>

### 1971 (1-10)

VMI	OPP.
S18 27 Davidson	3
S25 3 at Villanova	13
O2 0 at Furman	14
O9 24 The Citadel	25
O16 6 at Richmond	21
O23 7 at William & Mary	12
O30 0 at Maryland	38
N6 0 at So. Mississippi	38
N13 3 at West Virginia	28
N20 8 Chattanooga	31
N27 0 Va. Tech (Roanoke)	34
<b>78 Totals</b>	<b>257</b>

### 1972 (2-9)

VMI	OPP.
S9 3 East Carolina	30
S16 14 Davidson	18
S23 16 at Maryland	28
S30 15 at Richmond	34
O7 3 at The Citadel	42
O14 14 at Virginia	45
O21 3 William & Mary	31
O28 10 at Dayton	14
N4 31 Furman	7
N11 24 at West Virginia	50
N18 17 at UT-Chattanooga	0
<b>150 Totals</b>	<b>299</b>

### 1973 (3-8)

VMI	OPP.
S8 0 at Virginia	16
S15 8 Navy	37
S22 0 at Richmond	35
S29 0 at Tulane	42
O6 23 The Citadel	6
O13 7 at East Carolina	42
O20 13 at Furman	19
O27 14 at William & Mary	45
N3 24 Davidson	17
N10 7 at Georgia Tech	36
N17 22 at Virginia Tech	21
<b>118 Totals</b>	<b>316</b>

### 1974 (7-4)

#### Southern Conference Champions

VMI	OPP.
S14 7 Furman	0
S21 7 at Vanderbilt	45
S28 43 at Davidson	7
O5 22 *Virginia Tech	17
O12 20 at The Citadel	9
O19 14 at So. Mississippi	15
O26 31 William & Mary	20
N2 14 at Richmond	17
N9 10 at Virginia	28
N16 31 Colgate	14
N23 13 East Carolina	3
<b>212 Totals</b>	<b>175</b>

\*Tobacco Bowl - Richmond, Va.

### 1975 (3-8)

VMI	OPP.
S13 9 Delaware	10
S20 21 at Virginia	22
S27 55 Davidson	0
O4 13 at Furman	10
O11 10 at Georgia Tech	38
O18 19 *Richmond	24
O25 3 The Citadel	6
N8 7 William & Mary	13
N15 0 at Virginia Tech	33
N22 12 at East Carolina	28
N29 13 at Connecticut	3
<b>162 Totals</b>	<b>187</b>

\*Tobacco Bowl - Richmond, Va.

### 1976 (5-5)

VMI	OPP.
S11 20 at William & Mary	34
S18 12 Appalachian State	31
S25 0 at Richmond	43
O2 17 Furman	3
O9 7 *Virginia Tech	37
O16 3 East Carolina	17
O23 10 at Delaware	6
O30 13 **Virginia	7
N6 30 at The Citadel	14
N20 26 Indiana State	14
<b>138 Totals</b>	<b>206</b>

\*Tobacco Bowl - Richmond, Va.

\*\*Oyster Bowl - Norfolk, Va.

#### 1977 (7-4) Southern Conference Champions

VMI	OPP.
S10 23 William & Mary	13
S17 14 at Army	27
S24 13 at East Carolina	14
O8 25 Richmond	0
O15 19 The Citadel	3
O22 20 at Lehigh	30
O29 21 Davidson	0
N5 30 at Virginia	6
N12 31 at Furman	28
N19 20 Rhode Island	7
N26 7 at Virginia Tech	27
<b>223 Totals</b>	<b>155</b>

### 1978 (3-8)

VMI	OPP.
S9 3 at William & Mary	10
S16 25 Bucknell	14
S23 3 at The Citadel	14
S30 17 at Virginia	9
O7 6 East Carolina	19
O14 23 *Richmond	6
O21 10 Lehigh	14
O28 12 Western Carolina	41
N4 3 at Georgia	41
N11 10 Appalachian State	31
N18 2 at Virginia Tech	28
<b>114 Totals</b>	<b>227</b>

\*Tobacco Bowl - Richmond, Va.

### 1979 (6-4-1)

VMI	OPP.
S8 7 William & Mary	3
S15 17 Richmond	7
S22 0 at Virginia	19
S29 10 at East Carolina	45
O6 24 East Tennessee St.	14
O13 27 at Appalachian St.	22
O20 6 The Citadel	37
O27 21 Furman	20
N3 13 Connecticut	13
N10 13 at Marshall	3
N17 20 Virginia Tech	27
<b>158 Totals</b>	<b>210</b>

### 1980 (3-7-1)

VMI	OPP.
S6 14 at Western Carolina	16
S13 13 at William & Mary	10
S20 17 Marshall	3
S27 16 at Furman	21
O4 0 at The Citadel	28
O11 10 U.T./Chattanooga	55
O18 22 at Richmond	17
O25 6 Villanova	17
N1 22 at Boston University	38
N8 16 Appalachian State	16
N15 6 *Virginia Tech	21
<b>142 Totals</b>	<b>242</b>

\*Oyster Bowl - Norfolk, Va.

### 1981 (6-3-1)

VMI	OPP.
S12 21 Western Carolina	14
S19 14 at Army	7
S26 31 William & Mary	14
O10 14 *The Citadel	0
O17 14 at Appalachian St.	14
O24 20 at Marshall	16
O31 10 at Virginia	13
N7 14 Richmond	45
N14 21 Furman	33
N21 6 at Virginia Tech	0
<b>165 Totals</b>	<b>156</b>

\*Oyster Bowl, Norfolk, Va.

### 1982 (5-6)

VMI	OPP.
S11 21 at East Tenn. State	3
S18 12 at William & Mary	24
S25 69 Central Florida	0
O2 3 at Furman	38
O9 7 at The Citadel	21
O16 35 James Madison	7
O23 14 *Richmond	0
O30 0 at Virginia	37
N6 20 Marshall	22
N13 31 Appalachian State	14
N20 3 **Virginia Tech	14
<b>221 Totals</b>	<b>180</b>

\*Tobacco Bowl - Richmond, Va.

\*\*Oyster Bowl - Norfolk, Va.

### 1983 (2-9)

VMI	OPP.
S10 14 William & Mary	28
S17 0 at Appalachian St.	31
S24 0 at Virginia Tech	28
O1 0 Furman	49
O8 6 The Citadel	27
O15 10 at Virginia	38
O22 24 East Tenn. State	12
O29 19 Richmond	35
N5 6 at U.T.-Chattanooga	23
N12 14 Maine	12
N19 7 at Marshall	56
<b>100 Totals</b>	<b>339</b>

### 1984 (1-9)

VMI	OPP.
S8 13 at William & Mary	3
S15 7 at Virginia	7
S22 16 Western Carolina	22
S29 20 Appalachian State	16
O6 7 *Virginia Tech	54
O20 0 U.T.-Chattanooga	35
O27 3 at Richmond	45
N3 24 at The Citadel	27
N10 17 at James Madison	21
N17 14 Boston University	41
<b>121 Totals</b>	<b>320</b>

\*Oyster Bowl - Norfolk, Va.

### 1985 (3-7-1)

VMI	OPP.
S14 15 at Virginia	16
S21 14 Richmond	28
S28 7 at North Carolina	51
O5 14 The Citadel	14
O12 23 East Tennessee State	19
O19 16 at Marshall	21
O26 39 William and Mary	38
N2 10 at Appalachian St.	26
N9 14 James Madison	7
N16 7 at U.T.-Chattanooga	54
N23 30 at Western Carolina	35
<b>189 Totals</b>	<b>333</b>

### 1986 (1-10)

VMI	OPP.
S13 22 at William & Mary	37
S20 3 Furman	34
S27 7 at James Madison	39
O4 9 Marshall	16
O11 47 at The Citadel	30
O18 9 at Richmond	40
O25 0 at Western Carolina	34
N1 9 Central Florida	38
N8 6 at Georgia Tech	52
N15 6 Appalachian State	19
N22 20 at East Tennessee St.	31
<b>138 Totals</b>	<b>370</b>

### 1987 (4-7)

VMI	OPP.
S12 24 West Virginia Tech	3
S19 10 at Appalachian St.	27
S26 27 Wofford	11
O3 0 at Virginia	30
O10 7 at The Citadel	3
O17 17 James Madison	20
O24 7 at Marshall	42
O31 6 *William & Mary	17
N7 0 at Furman	38
N14 20 East Tennessee St.	13
N21 0 U.T.-Chattanooga	31
<b>118 Totals</b>	<b>235</b>

\*Oyster Bowl - Norfolk, Va.

### 1988 (2-9)

VMI	OPP.
S3 10 at East Tennessee State	26
S10 7 at William & Mary	30
S17 13 Richmond	14
S24 20 Marshall	24
O1 13 at Furman	31
O8 20 Appalachian State	34
O22 0 at James Madison	37
O29 18 Wofford	17
N5 7 at Georgia Tech	34
N12 20 *The Citadel	31
N19 24 Western Carolina	20
<b>152 Totals</b>	<b>298</b>

\*Oyster Bowl - Norfolk, Va.

# 2010 VMI Football Record Book

## 1989 (2-8-1)

<b>VMI</b>	
S2	16 East Tennessee State
S9	7 at North Carolina
S16	17 William & Mary
S23	22 at Richmond
S30	6 Furman
O7	0 at Appalachian State
O21	0 at James Madison
O28	10 at Marshall
N4	39 Davidson
N11	20 The Citadel
N18	14 at U.T.-Chattanooga
<b>151</b>	<b>Totals</b>

## 1990 (4-7)

<b>VMI</b>	
S1	24 Catawba
S8	20 at Western Carolina
S15	24 James Madison
S22	17 at Army
O6	22 at Furman
O13	47 *William & Mary
O20	66 West Virginia Tech
O27	7 Marshall
N3	3 at The Citadel
N10	0 Appalachian State
N17	21 at East Tennessee State
<b>251</b>	<b>Totals</b>

\* Oyster Bowl - Norfolk, Va.

## 1991 (4-7-0)

<b>VMI</b>	
S7	35 East Tennessee State
S14	19 at Appalachian State
S21	42 Lafayette
S28	38 at Richmond
O5	28 Furman
O12	26 William & Mary
O26	14 *The Citadel
N2	0 at Virginia
N9	27 Western Carolina
N16	0 at Marshall
N23	14 at U.T.-Chattanooga
<b>243</b>	<b>Totals</b>

\* Oyster Bowl - Norfolk, Va.

## 1992 (3-8)

<b>VMI</b>	
S5	16 at East Tennessee State
S12	16 at William & Mary
S19	16 Marshall
S26	48 West Virginia Tech
O3	13 at Furman
O10	25 at Western Carolina
O17	12 Appalachian State
O24	18 *Richmond
N7	44 Wofford
N14	0 at The Citadel
N21	37 U.T.-Chattanooga (OT)
<b>245</b>	<b>Totals</b>

\* Oyster Bowl - Norfolk, Va.

## 1993 (1-10)

<b>VMI</b>	
S4	14 at Richmond
S18	7 East Tennessee State
S25	9 at Army
O2	6 *William & Mary
O9	0 at Marshall
O16	35 U.T.-Chattanooga (2OT)
O23	0 Georgia Southern
O30	0 at Furman
N6	14 at Western Carolina
N13	33 at The Citadel
N20	21 Appalachian State
<b>139</b>	<b>Totals</b>

\* Oyster Bowl - Norfolk, Va.

## 1994 (1-10)

<b>VMI</b>	
S3	31 Richmond
S17	21 at East Tennessee State
S24	7 at William and Mary
O1	0 at Georgia Southern
O8	7 Marshall
O15	14 at U.T.-Chattanooga
O22	11 Furman
O29	7 Western Carolina
N5	15 James Madison

### OPP.

N12	14 *The Citadel
N19	26 at Appalachian State (OT)
<b>153</b>	<b>Totals</b>

\* Oyster Bowl - Norfolk, Va.

## 1995 (4-7)

<b>VMI</b>	
S2	28 at Richmond
S9	50 Liberty
S16	37 East Tennessee State
S23	24 at Furman
S30	7 William & Mary
O7	21 at Marshall
O14	17 U.T.-Chattanooga
O28	14 at Western Carolina
N4	24 Appalachian State
N11	34 at The Citadel
N18	13 *Georgia Southern
<b>153</b>	<b>Totals</b>

\* Oyster Bowl - Norfolk, Va.

## 1996 (3-8)

<b>VMI</b>	
S7	7 at Mississippi
S14	21 at William & Mary
S21	0 at East Tennessee State
S28	14 Furman
O5	17 at Georgia Southern
O12	20 Marshall
O19	28 at U.T.-Chattanooga
N2	14 Western Carolina
N9	20 Richmond
N16	34 The Citadel (2OT)
N23	14 at Appalachian State
<b>189</b>	<b>Totals</b>

## 1997 (0-11)

<b>VMI</b>	
S6	13 at Wofford
S13	12 William & Mary
S20	3 at Richmond
S27	14 at Furman
O4	0 Georgia Southern
O11	24 Chattanooga
O18	7 at Navy
N1	0 at Western Carolina
N8	7 Appalachian State
N15	6 at The Citadel
N22	7 East Tennessee State
<b>93</b>	<b>Totals</b>

## 1998 (1-10)

<b>VMI</b>	
S5	26 Lenoir-Rhyne
S12	0 at William & Mary
S19	8 at East Tennessee State
S26	14 Furman
O3	7 at Georgia Southern
O10	20 Wofford
O17	7 at Chattanooga
O24	38 Morehead State
O31	17 Western Carolina
N7	0 at Appalachian State
N14	10 The Citadel
<b>147</b>	<b>Totals</b>

## 1999 (1-10)

<b>VMI</b>	
S4	6 at Richmond
S11	15 Concord
S18	17 East Tennessee State
S25	0 at Furman
O2	0 Georgia Southern
O9	10 at Wofford
O16	0 Chattanooga
O23	14 William & Mary
O30	2 at Western Carolina
N6	7 Appalachian State
N13	6 at The Citadel
<b>77</b>	<b>Totals</b>

## 2000 (2-9)

<b>VMI</b>	
S2	31 Duquesne
S9	15 at William & Mary
S16	3 at East Tennessee State
S23	21 Furman
S30	3 at Georgia Southern
O7	28 Wofford
O14	14 at Chattanooga

O21	40 Charleston Southern
O28	31 Western Carolina
N4	0 at Appalachian State
N11	41 The Citadel
<b>227</b>	<b>Totals</b>

## 2001 (1-10)

<b>VMI</b>	
A30	18 at Duquesne
S8	0 William & Mary
S22	7 at Furman
S29	14 Georgia Southern
O6	14 at Wofford
O13	19 Chattanooga (OT)
O27	17 at Western Carolina
N3	17 Appalachian State
N10	7 at The Citadel
N17	28 Samford
N22	23 East Tennessee State
<b>164</b>	<b>Totals</b>

## 2002 (6-6)

<b>VMI</b>	
A31	27 at Charleston Southern
S7	41 Davidson
S14	31 at William & Mary
S21	21 at East Tennessee State
S28	28 Furman
O5	7 at Georgia Southern
O12	27 Wofford
O19	35 at Chattanooga
O26	38 Liberty
N2	23 Western Carolina
N9	13 at Appalachian State
N16	23 vs. The Citadel!
<b>314</b>	<b>Totals</b>

I- Charlotte, N.C.

## 2003 (6-6)

<b>VMI</b>	
A30	10 at Navy
S6	31 at Davidson
S13	24 William & Mary
S20	34 Norfolk State
S27	42 Georgetown
O4	28 at Liberty
O11	50 Charleston Southern
O18	25 Gardner-Webb
O25	25 at Richmond
N1	19 at Coastal Carolina
N8	48 Austin Peay
N15	23 vs. The Citadel!
<b>359</b>	<b>Totals</b>

I- Charlotte, N.C.

## 2004 (0-11)

<b>VMI</b>	
S4	14 at Ohio
S11	7 Richmond
S18	10 Tennessee Tech
S25	6 at William & Mary
O2	24 at Charleston Southern
O9	0 at Georgetown
O16	14 Coastal Carolina
O23	17 at Gardner-Webb
O30	10 at James Madison
N6	17 Liberty
N20	18 Wofford
<b>137</b>	<b>Totals</b>

## 2005 (3-8)

<b>VMI</b>	
S3	33 Davidson
S10	7 William & Mary
S17	14 at Duke
S24	26 Lehigh
O1	10 at Liberty
O8	34 Charleston Southern
O15	23 at Wofford
O22	52 Gardner-Webb (3OT)
O29	14 at #13 Coastal Carolina
N5	3 at #23 Richmond
N19	14 The Citadel
<b>230</b>	<b>Totals</b>

## 2006 (1-10)

<b>VMI</b>	
S2	20 Davidson
S9	19 at Norfolk State
S16	7 at Richmond
S23	6 at William & Mary
S30	7 James Madison
O7	7 at Army
O14	27 Coastal Carolina
O21	22 at Charleston Southern
O28	31 at Gardner-Webb
N11	21 at The Citadel
N18	32 Liberty
<b>199</b>	<b>Totals</b>

## 2007 (2-9)

<b>VMI</b>	
S1	20 Lock Haven
S8	16 William & Mary
S15	17 at James Madison
S22	6 at Lehigh
S29	40 at Robert Morris
O13	21 Presbyterian
O20	22 Gardner-Webb
O27	35 at Coastal Carolina
N3	28 Charleston Southern
N10	34 at Liberty
N17	28 The Citadel
<b>267</b>	<b>Totals</b>

## 2008 (4-7)

<b>VMI</b>	
S6	49 Saint Francis (Pa.)
S13	17 at William & Mary
S20	69 Chowan
S27	31 at Ohio
O4	16 Richmond
O11	47 Coastal Carolina
O25	27 at Gardner-Webb
N1	21 at Charleston Southern
N8	26 Liberty
N15	26 at Stony Brook
N22	49 Presbyterian
<b>378</b>	<b>Totals</b>

## 2009 (2-9)

<b>VMI</b>	
S5	14 Robert Morris
S19	16 #6 James Madison
S26	#1 Richmond
O3	23 Gardner-Webb
O10	6 at Coastal Carolina
O17	20 Stony Brook
O24	31 at Presbyterian
O31	21 Charleston Southern
N7	14 at Liberty
N14	17 at Army
N21	35 Old Dominion
<b>225</b>	<b>Totals</b>

