

2010 KEYDET BASEBALL

◆ VMI BASEBALL GAME NOTES ◆ VMI BASEBALL GAME NOTES ◆ VMI BASEBALL GAME NOTES ◆ VMI BASEBALL GAME NOTES ◆



Presbyterian College (13-38, 5-19 Big South)

at VMI (31-18, 12-12 Big South)

May 20-22; Gray-Minor Stadium



Date	Opponent	Time/Result
Feb. 20	Bucknell (DH)	W, 9-4; W, 6-5
Feb. 21	Bucknell	W, 8-2
Feb. 27	Lafayette (DH)	W, 16-8; W, 14-2
Feb. 28	Lafayette	W, 7-6
March 2	at Maryland	W, 7-6 (11)
March 5	Maryland Eastern Shore	W, 18-4
March 6	Maryland Eastern Shore	W, 20-1
March 7	Maryland Eastern Shore	W, 8-4
March 8	Bryant	L, 5-8
March 11	La Salle	W, 12-8
March 12	La Salle	W, 5-3
March 13	La Salle	W, 14-4
March 14	La Salle	W, 11-1
March 16	at The Citadel	W, 4-3
March 17	at The Citadel	W, 12-1
March 19	at High Point *	W, 5-4
March 20	at High Point *	W, 5-2
March 21	at High Point *	L, 14-15
March 24	at James Madison	L, 13-17
March 26	Charleston Southern *	W, 13-3
March 27	Charleston So.* (DH)	L, 0-1; W, 7-2
March 30	at Virginia Tech	L, 3-11
April 2	at UNC Asheville *	W, 7-5
April 3	at UNC Asheville * (DH)	W, 7-2; W, 2-1
April 6	Longwood	W, 14-1
April 7	James Madison	W, 3-2
April 9	at Gardner-Webb *	W, 7-5
April 10	at Gardner-Webb *	W, 13-6
April 11	at Gardner-Webb *	W, 16-10
April 14	No. 1 Virginia	W, 12-3
April 16	at Liberty *	L, 9-12
April 17	at Liberty *	L, 6-9
April 18	at Liberty *	L, 8-13
April 20	VCU	L, 4-11
April 23	No. 7 Coastal Carolina *	L, 0-7
April 24	No. 7 Coastal Carolina *	L, 2-3
April 25	No. 7 Coastal Carolina *	L, 2-6
April 27	No. 18 Virginia Tech	L, 2-9
April 28	at VCU	L, 3-7
April 30	Radford *	L, 2-9
May 1	Radford *	L, 6-15
May 2	Radford *	W, 7-5
May 14	Winthrop *	L, 5-6
May 15	Winthrop *	L, 2-8
May 16	Winthrop *	W, 7-5
May 18	at #1 Virginia	Canceled
May 20	Presbyterian *	6 p.m.
May 21	Presbyterian *	4 p.m.
May 22	Presbyterian *	1 p.m.
May 25-29	at Big South Tournament Rock Hill, S.C.	

Probable Starting Pitchers

PC TBA vs. VMI Adam Lopez, So., RHP (5-3, 4.73)
 PC TBA vs. VMI Jason Farley, R-So., LHP (4-3, 3.13)
 PC TBA vs. VMI Sam Roberts, Jr., RHP (6-3, 5.11)

VMI concludes its regular season this weekend, taking on Presbyterian College at Gray-Minor Stadium. The opener is set for Thursday at 6 p.m. and will be followed Friday at 4 p.m. The regular season concludes with a Saturday showdown at 1 p.m.

The Keydets enter the weekend in a tie for fourth place in the Big South standings. VMI owns the tiebreaker with High Point for the fourth seed in next week's Big South Championship, and would clinch that spot by winning at least as many games as HPU does against Charleston Southern and doing the same against Winthrop in their series against Liberty this weekend.

A top-four seed is a sizable advantage in the tournament, as the top four teams in the league begin play on Wednesday, while the draw's bottom four seeds meet in two single-elimination contests on Tuesday. The top three seeds in the tournament are already set entering the weekend, with Coastal Carolina winning the regular season, Liberty slotted into second and Radford clinching third.

PC enters the weekend at 13-38 overall and 5-19 in the Big South. The Blue Hose are in their final year of the transition process from Division II and are not eligible for the

postseason. The squad has claimed at least one win in two of its past three Big South series, stealing the finale against High Point and Winthrop. The Blue Hose have also dropped three extra-inning contests in league play, falling just short against Radford, Liberty and Charleston Southern.

Thursday's opener will see Keydet right-hander Adam Lopez (5-3, 4.73 ERA) make his final home start of the season. Lopez ranks fourth in the league in strikeouts this season, and VMI is 8-4 in his starts in 2010. Friday's starter for the Keydets will be left-hander Jason Farley (4-3, 3.13 ERA), who ranks in the top five in the Big South in ERA and opponents' batting average. Saturday's finale will feature junior right-hander Sam Roberts (6-3, 5.11 ERA), who has been VMI's starter in the team's wins over Radford and Winthrop.

PC's rotation has not yet been announced.

The VMI Sports Network will broadcast games one and three of the series, as fans can listen online at www.VMIKeydets.com and on Lexington's Fox Sports Radio 1450 AM. Those games will also be broadcast on the Big South Network, as fans can watch the games at www.BigSouthSports.com.

Probable Starters

	Yr.	AVG	R	2B	3B	HR	RBI	SLG	OBP	SB-A
SS	Sam Roberts	Jr.	.335	51	11	2	9	.559	.453	9-16
LF	Graham Sullivan	Jr.	.363	41	18	2	10	.618	.398	5-10
2B	Cory Spangenberg	Fr.	.380	57	14	3	11	.635	.425	21-26
1B	Jordan Ballard	Sr.	.311	44	12	0	18	.653	.370	2-2
CF	Rob Dickinson	Fr.	.331	25	12	0	4	.500	.362	6-10
C	Alex Haitsuka	Jr.	.373	34	6	2	7	.592	.454	5-7
DH	Justin Topping	Jr.	.258	14	4	0	2	.361	.298	6-6
3B	Chase Worthington	So.	.391	11	5	0	1	.507	.442	0-1
RF	Jacob Morley	So.	.309	34	12	1	4	.483	.376	4-5

Off the Bench

C	Andrew Montague	Fr.	.400	7	4	0	0	.560	.400	0-1
OF	Ombri Rivers	Fr.	.326	15	4	0	1	.478	.436	5-8

VMI's Record in 2010...

Overall	.31-18
Big South	.12-12
Non-Conference	.19-6
At Home	.20-11
On the Road	.11-7
At Home (Big South)	.4-8
On the Road (Big South)	.8-4
At Home (Non-Conference)	.16-3
On the Road (Non-Conference)	.3-3
In Extra-Inning Games	.1-0
Vs. Nationally-Ranked Teams	.1-4
Vs. In-State Teams	.4-10
Playing a Day Game	.25-8
Playing a Night Game	.6-10
In First Game of a Doubleheader	.4-1
In Second Game of a Doubleheader	.5-0
In Single Games	.22-17
In one-run games	.7-4
In two-run games	.5-0
In five + run games	.16-8
When Scoring First	.13-4
When Opponent Scores First	.18-14
When Leading Entering 7th Inning	.23-1
When Trailing Entering 7th Inning	.4-16
When Tied Entering 7th Inning	.4-1
When Leading Entering 9th Inning	.22-0
When Trailing Entering 9th Inning	.1-18
When Tied Entering 9th Inning	.4-0
When Scoring 5 Runs or Less	.6-12
When Scoring 6+ Runs	.25-6
When Allowing 5 Runs or Less	.25-2
When Allowing 6+ Runs	.6-16
When Out-Hitting an Opponent	.27-2
When Out-Hit by Opponent	.3-16
When Matching Opponent in Hits	.1-0
When committing zero errors	.11-2
When committing one or more errors	.20-16
When hitting a Home Run	.28-10
Vs. Starting LHP	.8-7
Vs. Starting RHP	.23-11
Wearing White Jerseys	.9-4
Wearing Red Jerseys	.9-6
Wearing Camouflage Jerseys	.5-5
Wearing Gray Jerseys	.4-2
Wearing Black Jerseys	.4-1

Spangenberg Climbs Single-Season Charts:

Freshman Cory Spangenberg has enjoyed a memorable first season on post, as his name will be all over the VMI record books at the conclusion of his first season on Post.

The Clarks Summit, Pa. native has already claimed the season record for total bases in a season, currently at 132, and needs just two more hits to take over first place in hits, currently with 79. He also needs just two more runs scored to take over the lead in that category, currently with 57, while his 21 stolen bases this season place him in a tie for seventh on the school's charts.

Earlier this season, Spangenberg became just the second player in school history with at least 10 home runs and 20 stolen bases, joining Gary Sibayan, who turned the trick in his junior season of 1988. That season, Sibayan had 12 home runs and 27 stolen bases, while Spangenberg currently has 11 home runs and 21 stolen bases.

Keydets Assault Record Books:

With three regular season games remaining, this year's VMI team is well on its way to rewriting the single-season record books, on both the hitting and pitching sides.

Offensively, the team has already set new school records for hits (568), runs (382), doubles (118), home runs (75), RBIs (359) and total bases (933). As far as percentages go, this year's .329 batting average and .541 slugging percentage would each top the charts.

On the mound, the staff's ERA (5.06) currently ranks seventh on the Aluminum Bat Era rankings, while the team's 389 strikeouts are third-best in school history. In addition, the 3.17 walks issued per nine innings, 11 saves and 8.17 strikeouts per nine innings all rank fourth in school history.

The team also has fielded at a .967 clip, a number that would rank as the third-best in program history should it hold up through the end of the season.

Roberts Named to Olerud Award Watch List:

Just days after being selected as one of 25 quarterfinalists for the Brooks Wallace Award, presented annually to the nation's top shortstop, junior Sam Roberts has also been named one of 25 players on the inaugural John Olerud Two-Way

Player of the Year Award Watch List.

Roberts (Prince George, Va./Prince George) has done it all for the Keydets this season, starting every game either on the mound, in the field at shortstop, or at designated hitter. Roberts leads the Keydets with a 6-3 record as a weekend starter throughout the season, while also hitting .335 with 11 doubles, nine home runs and 49 RBIs.

Roberts is the only player on the 25-man list to also be named a Quarterfinalist for the Wallace Award and is one of just two Big South players on the Olerud Award Watch List, joining Coastal Carolina's Josh Conway.

Haitsuka Named to Johnny Bench Award Watch List:

Junior Alex Haitsuka was one of four additions to the watch list for the 2010 Coleman Company-Johnny Bench Award delivered by Papa John's Pizza, as announced by the Greater Wichita Area Sports Commission.

Haitsuka (Alexandria, Va./T.C. Williams) has started 39 games behind the plate this season for VMI, hitting a career-best .373. He has helped lead the Keydets to a 31-18, and ranks among the top 10 players in the Big South Conference in batting average, on-base percentage (.470) and slugging percentage (.592). Haitsuka has three four-hit games this season, including a performance against Longwood when he hit for the cycle in just four at bats and scored four times.

The Johnny Bench Award was created in 2000 to honor the nation's top collegiate catcher based on athletic ability, sportsmanship, team leadership and character.

This marks the second time a VMI player has been named to the Johnny Bench Award Watch List, joining Mike Roberts, who was so honored in 2008.

Ballard Passes Weddle for Career HR Lead:

With a home run in game one against Liberty on April 16, senior Jordan Ballard passed Greg Weddle '86 for the most career home runs in school history.

The senior slugger now has 41 in his career, breaking into the top 10 in Big South history as well. He is one of just nine league sluggers to surpass the 40-home run plateau, needing two more roundtrippers to move into a tie for fifth on

Scouting the Blue Hose

Top Hitters	AVG	2B	HR	RBI
Matt Hill	.321	9	1	13
Mack Hite	.317	14	0	18
Nate Horton	.308	6	5	33
Tony Micklon	.298	12	7	35
Top Pitchers	ERA	W-L	IP	K
Chris Powell	5.12	5-4	63.1	42
Andrew Foushee	5.72	1-4	56.2	38
Joe Hammond	6.20	0-6	49.1	32
Jesse Harmon	7.57	2-8	73.2	69

Tale of the Tape

VMI	PC
.329	Batting Average .266
.390	On-Base Percentage .336
.541	Slugging Percentage .385
118	Doubles 91
75	Home Runs 31
69-101	Stolen Bases-Attempts 44-61
5.06	Earned Run Average 7.93
.287	Opponent Batting Average .349
1.48	Walks + Hits Per IP (WHIP) 1.88
.967	Fielding Percentage .958

2010 Keydet Honors

Brooks Wallace Award Watch List & Quarterfinalist
Sam Roberts

John Olerud Two-Way Player Award Watch List
Sam Roberts

Johnny Bench Award Watch List
Alex Haitzuka

Louisville Slugger National Player of the Week
Jordan Ballard (March 15)

College Baseball Foundation National All-Star Lineup
Jordan Ballard (March 17)

CollegeBaseballInsider.com Southeast Player of the Week
Jordan Ballard, Co- (March 17)

ECAC Player of the Week
Jordan Ballard, Co- (March 16)

Big South Player of the Week
Jordan Ballard (March 15)

Big South Co-Pitcher of the Week
Michael Devine (April 12)

Baseball America Preseason All-Big South Conference
Jordan Ballard

SEBaseball.com Preseason All-Big South
Jordan Ballard (1st Team)
Tanner Biagini (2nd Team)
Sam Roberts (2nd Team)

Rivals.com Preseason All-Big South
Jordan Ballard

2010 Keydet Rankings

Collegiate Baseball Poll

30th- March 15
28th- March 22
29th- March 29
29th- April 5
26th- April 12

NCBWA (Writers') Poll

Receiving Votes- March 15
Receiving Votes- March 22
Receiving Votes- March 29
Receiving Votes- April 5
Receiving Votes- April 12
Receiving Votes- April 19

USA Today/ESPN Coaches' Poll

Receiving Votes (1)- March 15
Receiving Votes (6)- March 22
Receiving Votes (3)- March 29
Receiving Votes (8)- April 5
Receiving Votes (22)- April 12

the conference's career sluggers list.

Earlier this year, Ballard had a stretch with base hits in 24 of 25 contests. During that run, he hit .411 with 11 doubles, 11 home runs, 38 RBIs and an .822 slugging percentage. In addition, he had a career-best 15-game hitting streak end April 20, as he hit .413 with 21 RBIs, six doubles and six home runs on the streak.

The Big South's leader in home runs (18), Ballard also ranks among the top five with a .653 slugging percentage (2nd), 126 total bases (T-4th) and 54 RBIs (4th).

The Troy, Va. native ranks second in career slugging percentage (.578), third in career total bases (365), fifth in RBIs (144), sixth in career doubles (42), seventh in career hits (200) and 10th in career runs (129) at VMI.

Ikenberry Hits Top Five In Big South:

With VMI's 2-1 win over Asheville on April 3, Marlin Ikenberry scored his 184th career victory, moving him into fifth place on the all-time Big South Coaching Wins list.

Ikenberry is one of three active coaches in the top five, joining Winthrop's Joe Hudak and Coastal Carolina's Gary Gilmore, who rank first and second on the list.

Already the career wins leader at VMI, Ikenberry is currently 192-185 and is one of just two coaches with at least five seasons coached at VMI to post a winning percentage over .500, currently at .509.

He needs 37 more victories to surpass Radford's Lew Kent for fourth on the Big South chart and 89 to take over third from Coastal's John Vrooman.

Roberts Listed as Quarterfinalist for Brooks Wallace Award:

Junior Sam Roberts has made the short list for the Brooks Wallace Award, presented annually to the nation's top shortstop. Roberts was listed as one of 25 quarterfinalists for the award on Friday, May 10.

Roberts has enjoyed a career year for the Keydets as a junior, posting 11 doubles, nine home runs, 51 runs scored and 49 RBIs from the leadoff spot. He also helped VMI to its best start in school history.

Entering the final weekend of the regular season, Roberts is hitting .335 with a career-high .453 on-base percentage, thanks in large part to his 40 walks this season, the second-most in the Big South. He ranks second on the team with nine stolen bases and has 19 multiple-hit games and 13 outings with multiple runs driven in this season.

He has reached base safely in 46 of VMI's 49 games this season. In addition, he has started 143 consecutive games, which ranks among the 25 longest streaks in the country. During the stretch, he has made starts at shortstop, pitcher, right field, center field and designated hitter.

2010 Team Almanac

Longest Win Streak10
Longest Losing Streak11
Most Runs Scored20, 3/6
Fewest Runs Scored0, 3/27-1 & 4/23
Most Runs Allowed17, 3/24
Fewest Runs Allowed1, 6x
Average Runs Scored7.80
Average Runs Allowed5.82

Individual Highs

Most Hits4, 9x
Most At Bats6, 13x
Most Runs4, 5x
Most RBIs5, 6x
Most Stolen Bases3, 2x
Most IP9.0, Cowgill (3/17) & Farley (3/27)
Most Strikeouts11, Lopez (3/5)

Record By Month

February6-01.000
March14-5737
April9-10473
May2-3400

Record By Opponent

Non-Conference19-6760
Big South12-12500

Record By Day

Sunday7-3700
Monday0-1000
Tuesday3-3500
Wednesday3-2600
Thursday1-01.000
Friday5-4556
Saturday12-5706

Record vs. Conferences

Atlantic Coast2-2
Maryland1-0
Virginia1-0
Virginia Tech0-2
Atlantic 104-0
La Salle4-0
Big South12-12
CAA1-3
James Madison1-1
VCU0-2
Independent1-0
Longwood1-0
Mid-Eastern Athletic3-0
Maryland Eastern Shore3-0
Northeast0-1
Bryant0-1
Patriot6-0
Bucknell3-0
Lafayette3-0
Southern2-0
The Citadel2-0

Big South Standings

Through Games of May 18

	Big South		Overall	
	W-L	PCT	W-L	PCT
#4 Coastal Carol.	23-0	1.000	45-7	.865
Liberty	18-6	.750	38-15	.717
Radford	15-9	.625	29-22	.569
VMI	12-12	.500	31-18	.633
High Point	12-12	.500	26-27	.491
Winthrop	11-13	.458	23-27	.460
Gardner-Webb	9-15	.375	23-27	.460
UNC Asheville	8-16	.333	15-33	.312
Charleston South.	6-17	.261	17-35	.327
Presbyterian Coll.	5-19	.208	13-38	.255

This Week's Schedule

Tuesday, May 18

Tennessee 12, UNC Asheville 3
 UNC Wilmington 6, Charleston Southern 5
 Radford 15, Marshall 5
 Coll. of Charleston 10, #4 Coastal Carolina 4
 N.C. State 10, High Point 3

VMI at #1 Virginia, Canceled

#20 Clemson 8, Presbyterian College 2
 Liberty 7, VCU 6
 The Citadel 10, Winthrop 4

Wednesday, May 19

Gardner-Webb at Furman, 3 p.m.

Thursday, May 20

Gardner-Webb at UNC Asheville *, 1 p.m.
 High Point at Charleston Southern *, 2 p.m.
 #4 Coastal Carolina at Radford *, 3 p.m.
 Liberty at Winthrop *, 6 p.m.
Presbyterian Coll. at VMI *, 6 p.m.

Friday, May 21

Gardner-Webb at UNC Asheville *, 1 p.m.
 High Point at Charleston Southern *, 2 p.m.
 #4 Coastal Carolina at Radford *, 3 p.m.
Presbyterian Coll. at VMI *, 4 p.m.
 Liberty at Winthrop *, 6 p.m.

Saturday, May 22

#4 Coastal Carolina at Radford *, 1 p.m.
 Gardner-Webb at UNC Asheville *, 1 p.m.
Presbyterian Coll. at VMI *, 1 p.m.
 High Point at Charleston Southern *, 2 p.m.
 Liberty at Winthrop *, 2 p.m.

Big South Preseason Poll

1.	Coastal Carolina (8)	.97pts.
2.	Liberty (1)	.88
3.	Winthrop (1)	.81
4.	Radford	.68
5.	High Point	.59
6.	VMI	.48
7.	Charleston Southern	.40
8.	Gardner-Webb	.36
9.	Presbyterian College	.18
10.	UNC Asheville	.15

Runs Hard to Come By:

While the Keydets had no problem scoring runs in bunches during the first half of the season, the going has been tough offensively of late.

After averaging 9.32 runs per game and hitting .355 during the team's 29-5 start, the Keydets averaged 4.00 runs per game and hit .253 during the team's 11-game losing streak in late April.

Over the first 34 games of the year, the team scored in double digits 15 times and scored at least seven runs on 24 occasions. In those 11 losses, VMI did not score more than nine runs in a game, surpassing the seven-run total just twice.

It should be noted that the Keydets' opponents during that stretch included some of the hottest clubs in the country, including current No. 4 Coastal Carolina, No. 15 Virginia Tech, CAA leaders VCU and a Liberty squad in second place in the Big South standings.

Getting Started:

A key to VMI's success start this year has been the performance of the team's starting pitchers.

In the team's 31 wins this season, the starting staff has 18 wins, totaling a 3.33 ERA with opponents hitting just .257. In addition, the starters have lasted an average of 5.1 innings, striking out 140 while walking just 49 in 165 innings.

The starters have also taken 13 of the 18 losses, posting an 8.88 ERA with opponents hitting .360 in those games. In those 75 innings, the staff has struck out 65 and walked 38, lasting just over four innings per start.

Jason Farley leads the way with a 3.52 ERA in his 10 starts, during which he has made six quality starts, consisting of at least six innings pitched with no more than three earned runs allowed. He has also averaged six innings per start, an inning more than the staff averages as a whole. Adam Lopez follows with a 4.73 ERA, as VMI is 8-4 in his starts this season. Sam Roberts rounds out the weekend staff, posting a 5.11 ERA in his 12 starts, with VMI also going 8-4 in those games.

Devine Impressive in April:

Sophomore Michael Devine turned in an impressive month of April in his role as closer.

Devine made seven appearances in the month, grabbing four saves without recording a decision. In 13.1 innings, he was charged only a single unearned run, striking out 13 with no walks allowed. He also had an opponents' batting average of .178 to go with his 0.00 ERA in the month.

Overall, the right-hander is 4-1 with seven saves in 19 appearances this season, striking out 33 while walking just 12 in 31 innings, with opponents hitting .218.

Keydets Top Cavaliers Before Record Crowd at Gray-Minor:

The top five hitters in the lineup went 10 for 21 with 10 RBIs as No. 26 VMI defeated No. 1 Virginia, 12-3, in front of a record crowd of 1,463 fans at Gray-Minor Stadium Wednesday, April 14.

Movin' Up The Charts

Career

Batting Average

1.	Chris Catanzaro	.356	1998-01
2.	Mike Lamore	.350	1982-85
3.	Phil Hubbard	.350	1980-83
4.	Kelly Sweppenhiser	.348	2003-06
5.	Sam Roberts	.340	2008-Pres.
6.	Greg Weddle	.328	1983-86
7.	Rob Holmes	.326	1981-84
8.	Robert Crumpler	.324	2004-07
9.	Michael Goldman	.321	1997-00
10.	Ben Walker	.320	1983-85,87
--	Jordan Ballard	.316	2007-Pres.

Slugging Percentage

1.	Greg Weddle	.633	1983-86
2.	Jordan Ballard	.578	2007-Pres.
3.	Chris Catanzaro	.567	1998-01

On-Base Percentage

1.	Kelly Sweppenhiser	.457	2003-06
2.	Mike Lamore	.446	1982-85
3.	Sam Roberts	.443	2008-Pres.
4.	Chris Catanzaro	.439	1998-01

Hits

1.	Kelly Sweppenhiser	263	2003-06
4.	Louie Napoleon	218	1993-96
	Matt Smith	218	2002-05
6.	David Groseclose	206	1992-95
7.	Jordan Ballard	200	2007-Pres.
8.	Elliott Erbe	198	2002-05
	Jacoby Fields	198	2004-07
10.	Tanner Biagini	197	2007-Pres.
--	Sam Roberts	193	2008-Pres.

Doubles

1.	Chris Catanzaro	72	1998-01
4.	Louie Napoleon	47	1993-96
	Robert Crumpler	47	2004-07
6.	Jordan Ballard	42	2007-Pres.
	Two Others Tied With 42		
9.	Tanner Biagini	39	2007-Pres.
	Two Others Tied With 39		

Home Runs

1.	Jordan Ballard	41	2007-Pres.
2.	Greg Weddle	37	1983-86

Total Bases

1.	Chris Catanzaro	411	1998-01
	Kelly Sweppenhiser	411	2003-06
3.	Jordan Ballard	365	2007-Pres.
8.	Greg Weddle	324	1983-86
9.	Tanner Biagini	305	2007-Pres.

Runs Batted In

1.	Chris Catanzaro	155	1998-01
2.	Scott Thompkins	149	1996-99
	Kelly Sweppenhiser	149	2003-06
4.	Greg Weddle	146	1983-86
5.	Jordan Ballard	144	2007-Pres.

Keydets In The Big South Rankings

As of May 19

Hitting

Batting Average

Cory Spangenberg	.380	.5th
Alex Haituka	.373	.7th

Slugging Percentage

Jordan Ballard	.653	.2nd
Cory Spangenberg	.635	.4th
Graham Sullivan	.621	.5th
Alex Haituka	.592	.9th

On-Base Percentage

Alex Haituka	.454	.7th
--------------	------	------

Runs Scored

Cory Spangenberg	.57	.3rd
Sam Roberts	.51	.7th

Hits

Cory Spangenberg	.79	.4th
Graham Sullivan	.74	T-9th

RBI's

Jordan Ballard	.54	.4th
Graham Sullivan	.53	.5th
Sam Roberts	.49	T-8th
Cory Spangenberg	.48	T-10th

Doubles

Graham Sullivan	.18	.7th
-----------------	-----	------

Triples

Cory Spangenberg	.3	T-7th
------------------	----	-------

Home Runs

Jordan Ballard	.18	T-1st
Cory Spangenberg	.11	T-5th
Graham Sullivan	.10	T-7th

Total Bases

Cory Spangenberg	.132	.2nd
Jordan Ballard	.126	T-4th
Graham Sullivan	.126	T-4th

Walks

Sam Roberts	.40	.2nd
-------------	-----	------

Sacrifice Bunts

Jacob Morley	.11	T-3rd
--------------	-----	-------

Stolen Bases

Cory Spangenberg	.21	T-8th
------------------	-----	-------

Pitching

Earned Run Average

Jason Farley	3.13	.3rd
--------------	------	------

Opposing Batting Average

Jason Farley	.242	.4th
Sam Roberts	.274	.10th

Strikeouts

Adam Lopez	.79	.4th
------------	-----	------

Strikeouts Looking

Adam Lopez	.32	T-2nd
------------	-----	-------

Wins

Sam Roberts	.6	T-7th
-------------	----	-------

Saves

Michael Devine	.7	T-2nd
----------------	----	-------

Keydet Home Runs

No.	Player	Date	Opponent	Pitcher	On Base	Inn	Outs	Count	Score	Final
1.	KEETON, E.	2/20	Bucknell-1	Frahler	1	2	1	2-0	0-2	W 9-4
2.	SPANGENBERG	2/20	Bucknell-1	Frahler	1	3	0	1-0	2-2	W 9-4
3.	BIAGINI, T.	2/20	Bucknell-1	Frahler	0	3	0	0-1	4-2	W 9-4
4.	KEETON, E.	2/20	Bucknell-1	Frahler	0*	4	0	0-0	5-2	W 9-4
5.	DICKINSON, R.	2/20	Bucknell-2	Seeley	0*	2	0	2-1	1-4	W 6-5
6.	WORTHINGTON	2/21	Bucknell	Boehm	0*	3	0	0-0	0-1	W 8-2
7.	MORLEY, J.	2/27	Lafayette-1	Fritz	2	1	2	2-0	4-2	W 16-8
8.	BIAGINI, T.	2/27	Lafayette-1	Gentile	0*	2	0	1-1	7-2	W 16-8
9.	ROBERTS, S.	2/27	Lafayette-1	Gentile	2	4	2	1-2	10-3	W 16-8
10.	DICKINSON, R.	2/27	Lafayette-2	Perro	1	2	1	0-0	2-0	W 14-2
11.	ROBERTS, S.	2/27	Lafayette-2	Perro	1	4	1	0-1	5-0	W 14-2
12.	SPANGENBERG	2/27	Lafayette-2	Perro	0	4	1	0-1	7-0	W 14-2
13.	BALLARD, J.	2/27	Lafayette-2	Perro	0	4	2	0-0	8-0	W 14-2
14.	ROBERTS, S.	2/27	Lafayette-2	Casey	1	5	2	-	9-0	W 14-2
15.	PICCIRILLI, G.	2/28	Lafayette	Atkins	2	2	2	0-2	1-3	W 7-6
16.	BIAGINI, T.	2/28	Lafayette	Snell	0*	7	0	1-0	5-6	W 7-6
17.	BALLARD, J.	3/2	at Maryland	Gentzler	1	8	1	1-1	3-2	W 7-6
18.	SPANGENBERG	3/5	UMES	Haines	1	1	0	3-2	0-1	W 18-4
19.	SULLIVAN, G.	3/5	UMES	Haines	1	2	2	2-1	6-1	W 18-4
20.	ROBERTS, S.	3/6	UMES	Gonzalez	0	4	2	2-0	5-0	W 20-1
21.	ROBERTS, S.	3/6	UMES	Gonzalez	2	5	2	1-2	7-0	W 20-1
22.	MYERS, S.	3/6	UMES	Gonzales	2	7	2	1-1	17-0	W 20-1
23.	SPANGENBERG	3/8	Bryant	Michaud	0	5	2	1-2	2-6	L 5-8
24.	BALLARD, J.	3/8	Bryant	Andrews	0*	7	0	0-1	4-7	L 5-8
25.	BALLARD, J.	3/11	La Salle	Schulz	3	1	1	0-1	1-0	W 12-8
26.	ROBERTS, S.	3/11	La Salle	Schulz	1	1	2	2-2	6-0	W 12-8
27.	BALLARD, J.	3/11	La Salle	Dougherty	0*	7	0	0-0	10-6	W 12-8
28.	SPANGENBERG	3/13	La Salle-1	Christensen	1	7	1	0-0	3-3	W 5-3
29.	BIAGINI, T.	3/13	La Salle-2	Van Wyk	1	2	1	3-1	5-3	W 14-4
30.	BALLARD, J.	3/13	La Salle-2	Van Wyk	0	2	2	1-1	7-3	W 14-4
31.	HAITSUKA, A.	3/13	La Salle-2	Van Wyk	0*	3	0	1-0	8-4	W 14-4
32.	ROBERTS, S.	3/13	La Salle-2	Van Wyk	0*	6	0	2-1	10-4	W 14-4
33.	BALLARD, J.	3/13	La Salle-2	Vincent	2	6	1	1-1	11-4	W 14-4
34.	SULLIVAN, G.	3/14	La Salle	Christy	1	1	2	2-1	0-0	W 11-1
35.	BALLARD, J.	3/14	La Salle	Christy	0	3	2	1-1	2-0	W 11-1
36.	SULLIVAN, G.	3/17	at The Citadel	Long	0	9	2	3-2	11-1	W 12-1
37.	SULLIVAN, G.	3/19	at High Point	Andrews	1	9	2	1-2	3-3	W 5-4
38.	BALLARD, J.	3/20	at High Point	Swickle	0	7	2	1-1	3-0	W 5-2
39.	SULLIVAN, G.	3/21	at High Point	Avidon	1	4	2	2-2	3-12	L 14-15
40.	SULLIVAN, G.	3/24	at James Madison	Valadja	2	3	1	1-2	3-2	L 13-17
41.	HAITSUKA, A.	3/26	Charleston South.	Markham	0*	3	0	1-2	0-2	W 13-3
42.	BALLARD, J.	3/26	Charleston South.	Markham	2	5	2	-	4-2	W 13-3
43.	MORLEY, J.	3/26	Charleston South.	Markham	0	6	2	2-0	7-2	W 13-3
44.	BALLARD, J.	3/27	Charleston South.	White	2	5	2	1-1	0-2	W 7-2
45.	BALLARD, J.	4/2	at UNC Asheville	Spear	1	3	2	1-2	1-1	W 7-5
46.	SULLIVAN, G.	4/3	at UNC Asheville	Dull	1	4	1	0-0	0-2	W 7-2
47.	SULLIVAN, G.	4/6	Longwood	Briere	2	1	1	2-1	0-0	W 14-1
48.	MORLEY, J.	4/6	Longwood	Briere	1	2	1	1-2	3-0	W 14-1
49.	HAITSUKA, A.	4/6	Longwood	Johnson	1	5	1	2-1	9-1	W 14-1
50.	SPANGENBERG	4/6	Longwood	Long	0*	6	0	1-0	11-1	W 14-1
51.	RIVERS, O.	4/7	James Madison	Valadja	0	2	1	1-2	0-0	W 3-2
52.	SPANGENBERG	4/9	at Gardner-Webb	Scarborough	0	1	1	0-0	0-0	W 7-5
53.	SPANGENBERG	4/9	at Gardner-Webb	Scarborough	0*	4	0	0-0	1-1	W 7-5
54.	TOPPING, J.	4/9	at Gardner-Webb	Stackhouse	0*	8	0	1-0	5-4	W 7-5
55.	BALLARD, J.	4/10	at Gardner-Webb	Hanzlik	1	1	0	2-1	1-0	W 13-6
56.	TOPPING, J.	4/10	at Gardner-Webb	Hanzlik	0	1	2	0-0	3-0	W 13-6
57.	BALLARD, J.	4/10	at Gardner-Webb	Boling	1	7	0	1-2	7-4	W 13-6
58.	SPANGENBERG	4/11	at Gardner-Webb	Pagan	0*	4	0	0-0	8-4	W 16-10
59.	HAITSUKA, A.	4/11	at Gardner-Webb	Howell	1	6	2	1-0	12-4	W 16-10
60.	ROBERTS, S.	4/14	Virginia	Mayberry	1	4	2	0-0	3-2	W 12-3
61.	DICKINSON, R.	4/14	Virginia	O'Connor	0*	7	0	1-1	11-3	W 12-3
62.	BALLARD, J.	4/16	at Liberty	Teufel	0	4	2	-	0-1	L 9-12
63.	HAITSUKA, A.	4/16	at Liberty	Teufel	2	5	1	-	1-3	L 9-12
64.	MORLEY, J.	4/16	at Liberty	Richardson	1	9	0	-	6-12	L 9-12
65.	BALLARD, J.	4/17	at Liberty	Browning	2	8	2	-	5-12	L 8-13
66.	ROBERTS, S.	4/20	VCU	Pelchy	0	5	2	1-2	0-7	L 4-11
67.	SPANGENBERG	4/20	VCU	Pelchy	0	5	2	2-2	1-7	L 4-11
68.	SULLIVAN, G.	4/24	Coastal Carolina	Wheeler	0	1	2	3-2	1-1	L 2-3
69.	DICKINSON, R.	4/27	Virginia Tech	Zecchino	1	5	2	2-2	0-5	L 2-9
70.	BALLARD, J.	4/30	Radford	Taylor	0	9	2	2-2	1-9	L 2-9
71.	HAITSUKA, A.	5/2	Radford	Bolling	2	1	1	0-0	1-0	W 7-5
72.	SULLIVAN, G.	5/14	Winthrop	D'Angelo	0*	2	0	1-0	0-2	L 5-6
73.	BALLARD, J.	5/14	Winthrop	D'Angelo	1	6	2	0-0	1-4	L 5-6
74.	SPANGENBERG	5/14	Winthrop	Mizenko	1	8	2	0-2	3-6	L 5-6
75.	HAITSUKA, A.	5/16	Winthrop	Newman	3	1	2	2-2	0-0	W 7-5

* - Leadoff homerun; **BOLD**- Back-to-Back

2010 VMI Results

Date	Opposing team	W/L	Score	Overall, Big South	It Was Over When.....	VMI Pitcher of record
Feb. 20	Bucknell-1	W	9-4	1-0	VMI tacked on two runs in the 5th inning to go up 8-2	Brown (W 1-0)
Feb. 20	Bucknell-2	W	6-5	2-0	Michael Devine K'd the last two batters with the tying run at third base	Duty (W 1-0)
Feb. 21	Bucknell	W	8-2	3-0	VMI notched back-to-back three-run innings in the 5th and 6th	Roberts (W 1-0)
Feb. 27	Lafayette-1	W	16-8	4-0	Sam Roberts' 3-R HR in the 4th inning made it 13-3	Lopez (W 1-0)
Feb. 27	Lafayette-2	W	14-2	5-0	Roberts, Spangenberg and Ballard hit HR in the 4th, going up 9-0	Cowgill (W 1-0)
Feb. 28	Lafayette	W	7-6	6-0	Graham Sullivan hit a deep line drive to right field for a walk-off 1B	Devine (W 1-0)
March 2	at Maryland	W	7-6 (11)	7-0	John Garrett retired six straight batters to end the game	Garrett (W 1-0)
March 5	UMES	W	18-4	8-0	Sam Roberts hit a bases-loaded triple to make it 15-1 in the 6th	Lopez (W 2-0)
March 6	UMES	W	20-1	9-0	Sam Roberts hit a three-run HR in the 5th, going up 10-0	Cowgill (W 2-0)
March 7	UMES	W	8-4	10-0	Andrew Deal picked off a runner at 1st base to end the game	Roberts (W 2-0)
March 8	Bryant	L	5-8	10-1	Bryant's Mark Andrews retired the final eight Keydet hitters in order	Farley (L 0-1)
March 11	La Salle	W	12-8	11-1	Michael Devine closed out a 4-run win after VMI led 10-0 in the 2nd	Thomas (W 2-0)
March 13	La Salle	W	5-3	12-1	Cory Spangenberg hit a two-run walk-off home run	Devine (W 2-0)
March 13	La Salle	W	14-4	13-1	Jordan Ballard hit his 2nd HR of the game, a 3-R shot in the sixth	Farley (W 1-1)
March 14	La Salle	W	11-1	14-1	VMI posted three runs in the fifth and sixth to go up 9-0	Roberts (W 3-0)
March 16	at The Citadel	W	4-3	15-1	John Garrett worked a scoreless 9th after Sam Roberts' Game-Winning 1B	Devine (W 3-0)
March 17	at The Citadel	W	12-1	16-1	VMI scored 11 runs in the middle innings as Cowgill hurled a CG, 4-hitter	Cowgill (W 3-0)
March 19	at High Point	W	5-4	17-1, 1-0	M. Devine left two stranded to end it after Sullivan's 2-R HR in top of 9th	Lopez (W 3-0)
March 20	at High Point	W	5-2	18-1, 2-0	Michael Devine worked a perfect 9th after Jason Farley allowed 2 R in 8 IP	Farley (W 2-1)
March 21	at High Point	L	14-15	18-2, 2-1	Robbie Gilles hit a PH, walk-off single after VMI rallied from nine runs down	Devine (L 3-1)
March 24	at JMU	L	13-17	18-3	JMU closer Kevin Munson came on to record the final four outs	Rivera (L 0-1)
March 26	Charleston So.	W	13-3	19-3, 3-1	VMI scored in each of the last 4 innings, including a 5-R 5th and 4-R 8th	Lopez (W 4-0)
March 27	Charleston So.-1	L	0-1	19-4, 3-2	CSU's Thornburg & Brase retired the final six batters in order	Roberts (L 3-1)
March 27	Charleston So.-2	W	7-2	20-4, 4-2	VMI tacked on 2 runs apiece in the 7th & 8th as Farley retired the final 8	Farley (W 3-1)
March 30	at Virginia Tech	L	3-11	20-5	VT scored three in the 7th after VMI cut it to 7-3 in the 6th	Cowgill (L 3-1)
April 2	at UNC Asheville	W	7-5	21-5, 5-2	Devine had a 2-IP save after Sullivan's 2-R 3B in the 8th put VMI up	Garrett (W 2-0)
April 3	at UNC Asheville-1	W	7-2	22-5, 6-2	VMI broke the game open with a 4-run 9th	Roberts (W 4-1)
April 3	at UNC Asheville-2	W	2-1	23-5, 7-2	Garrett retired all 5 batters he faced after VMI's two-run, 9th inning rally	Garrett (W 3-0)
April 6	Longwood	W	14-1	24-5	VMI scored in each of the first seven innings while A. Haitsuka hit for cycle	Brown (W 2-0)
April 7	James Madison	W	3-2	25-5	G. Sullivan put VMI up with a 2-R 2B in the 7th off JMU closer K. Munson	Garrett (W 4-0)
April 9	at Gardner-Webb	W	7-5	26-5, 8-2	Michael Devine recorded his third two-out save in a week, allowing just 1 hit	Farley (W 4-1)
April 10	at Gardner-Webb	W	13-6	27-5, 9-2	VMI scored three apiece in the 7th and 8th as Watts worked the final 2.1 IP	Lopez (W 5-0)
April 11	at Gardner-Webb	W	16-10	28-5, 10-2	VMI scored 3 in the 5th, and 2 in the 6th and 7th to go up 16-7	Roberts (W 5-1)
April 14	#1 Virginia	W	12-3	29-5	VMI sent 10 men to the plate in a 6-run 6th, going up 11-3	Duty (W 2-0)
April 16	at Liberty	L	9-12	29-6, 10-3	Liberty scored six runs in the 7th inning to take a 9-6 lead	Garrett (L 4-1)
April 17	at Liberty	L	6-9	29-7, 10-4	Liberty scored seven runs in the 6th inning to take a 9-6 lead	Duty (L 2-1)
April 18	at Liberty	L	8-13	29-8, 10-5	Liberty scored in each of the last six innings after trailing 2-0 early	Roberts (L 5-2)
April 20	VCU	L	4-11	29-9	VCU's Joe Van Meter hit his 3rd HR of the game in the 6th to go up 9-2	Brown (L 2-1)
April 23	Coastal Carolina	L	0-7	29-10, 10-6	CCU scored two unearned runs in the 6th to go up 6-0	Lopez (L 5-1)
April 24	Coastal Carolina	L	2-3	29-11, 10-7	Dickinson hit into a double play to end the game with the tying run at 3rd	Farley (L 4-2)
April 25	Coastal Carolina	L	2-6	29-12, 10-8	CCU relievers Rein & Connolly combined for 1 H in the final 5 IP	Roberts (L 5-3)
April 27	#18 Virginia Tech	L	2-9	29-13	VT scored two apiece in the 6th & 7th innings	Brown (L 2-2)
April 28	at VCU	L	3-7	29-14	After VMI cut the lead to 7-3 with in the 7th, only 2 runners reached base	Kruihof (L 0-1)
April 30	Radford	L	2-9	29-15, 10-9	Radford scored six straight runs in the final four innings to go up 9-1	Lopez (L 5-2)
May 1	Radford	L	6-15	29-16, 10-10	Radford scored seven runs in the final two innings with the score 8-6	Barefoot (L 0-1)
May 2	Radford	W	7-5	30-16, 11-10	Chris Duty retired all seven batters he faced to close out the game	Roberts (W 6-3)
May 14	Winthrop	L	5-6	30-17, 11-11	Mizenko retired VMI in order in the 9th after a Spangenberg HR made it 6-5	Lopez (L 5-3)
May 15	Winthrop	L	2-8	30-18, 11-12	WU scored three in the 9th to push lead to 8-2; Lake CG, 8 H, 2 R, 8 K	Farley (L 4-3)
May 16	Winthrop	W	7-6	31-18, 12-12	Devine retired final eight batters after Dickinson's go-ahead 2B in the 7th	Devine (W 4-1)

Broadcast Schedule

MAY			
18	at Virginia		6 p.m.
20	Presbyterian College		6 p.m. (BSN)
22	Presbyterian College		1 p.m. (BSN)
25-29	Big South Championship		TBD (BSN)

All games listed will be available online and on Lexington's WREL 1450 AM unless otherwise noted.

BSN- Games will be carried via live video on the Big South Network at www.BigSouthSports.com.

Subject to change - Please visit www.vmikeydets.com.

The win was VMI's first-ever over a top-ranked opponent, while the loss for Virginia was the team's first mid-week setback in 10 games this season.

In a showdown pitting two nationally-ranked teams for the first-time ever at VMI, the Keydets responded each time that Virginia cracked the scoreboard. The Cavs jumped on top with a run in the first, but VMI answered with three in the bottom of the inning to take the lead for good. Virginia cut the deficit to 3-2

in the fourth, but VMI posted two in the bottom-half to maintain the advantage. In the sixth, a John Barr home run capped the visitors' scoring, before VMI sent 10 men to the plate in a six-run sixth to put the game out of reach.

Sam Roberts led an offensive attack that battered the Cavaliers' pitching staff for the most runs it had allowed all season. From the leadoff spot, Roberts went 2 for 3 with four RBIs, thanks to a two-run home in the fourth and a two-run single in the sixth. Jordan Ballard drove in three,

VMI In The Big South Rankings

As of May 19

	Overall	Conf. Only
Offense		
Batting Average	.329 ...2nd	.306 ...6th
Slugging Percentage	.541 ...2nd	.482 ...4th
On-Base Percentage	.390 ...4th	.377 ...6th
Runs Scored	.382 ...4th	.152 ...6th
Hits	.568 ...5th	.253 ...6th
Runs Batted In	.359 ...4th	.145 ...6th
Doubles	.118 ...4th	.51 ...T-6th
Triples	.11 ...T-6th	.5 ...T-5th
Home Runs	.75 ...2nd	.28 ...3rd
Total Bases	.933 ...2nd	.398 ...5th
Walks	.148 ...10th	.77 ...8th
Hit By Pitch	.38 ...7th	.23 ...T-3rd
Sacrifice Bunts	.36 ...4th	.21 ...T-3rd
Stolen Bases	.69 ...5th	.25 ...T-6th
Caught Stealing	.32 ...1st	.13 ...T-3rd
Stolen Base Pct.	.68.3% ...9th	.65.8% ...9th
Pitching		
Earned Run Average	5.06 ...3rd	5.63 ...4th
Opposing Batting Avg.	.287 ...3rd	.302 ...5th
Innings Pitched	428.2 ...9th	212.2 ...6th
Strikeouts	.389 ...3rd	.163 ...4th
Strikeouts Looking	.138 ...3rd	.50 ...3rd
Wins	.31 ...3rd	.12 ...T-4th
Saves	.11 ...3rd	.6 ...T-2nd
Runners Picked Off	.16 ...3rd	.9 ...2nd
Walks Issued	.151 ...1st	.75 ...4th
WHIP	1.48 ...3rd	1.55 ...4th
K Per 9 Innings	8.17 ...1st	6.90 ...5th
BB Per 9 Innings	3.17 ...2nd	3.17 ...4th
K/BB Ratio	2.58 ...1st	2.17 ...5th
Defense		
Fielding Percentage	.967 ...4th	.968 ...3rd
Double Plays	.30 ...T-8th	.16 ...9th
Stolen Bases Against	.62 ...8th	.28 ...6th
Caught Stealing	.28 ...4th	.17 ...1st
Stolen Base Pct.	.68.9% ...2nd	.62.2% ...1st
Passed Balls	.11 ...5th	.5 ...T-3rd

while Graham Sullivan and Tanner Biagini each had a pair of knocks, including an RBI double in the sixth.

The game marked the first time Virginia had played at Gray-Minor Stadium since falling, 5-2, to VMI on April 3, 2007. That game held program record's as the highest-ranked team the program had defeated (#3) and the largest crowd in facility history (1,265) until both marks were broken with the win.

The loss was Virginia's worst setback since falling 10-0 to Miami on April 27, 2008.

Spreading The Wealth:

On the mound this season, the Keydets have seemingly gotten contributions from everyone. That can be seen in the pitching staff's wins, as VMI's 31 victories have gone to nine different pitchers.

Sam Roberts leads the way with six wins, while fellow weekend starter Adam Lopez is just behind with five. Jason Farley is the team's third weekend

starter, and he is tied with relievers Michael Devine and John Garrett with four wins apiece in 2010. Coby Cowgill has scored three wins this year, followed by Jeremy Brown and Chris Duty, who each have two. Travis Thomas also has a win in his freshman campaign.

In all, the Keydet bullpen is now 13-5 with 11 saves and a combined 5.06 ERA, striking out 184 and walking 64 in 188.2 innings.

Keydets Climb to 26th for Highest-Ever Ranking:

VMI won twice against in-state foes and scored its second Big South road sweep in as many weekends to earn its highest-ever national ranking, as Collegiate Baseball tabbed the Keydets 26th in its weekly poll on Monday, April 12.

With its series win over Gardner-Webb, VMI has won each of its first eight weekend series in 2010, including six sweeps. In fact, VMI went 23-2 in its first eight weekends, suffering one-run losses to High Point (15-14) and Charleston Southern (1-0) in conference play.

In addition, the Keydets received 22 votes in the April 12 ESPN/USA Today Coaches' Poll, besting its previous week's total of eight that ranked as the most the program had ever received. The 22 votes tied VMI with North Carolina for the 31st-highest total in the poll. By comparison, UC Irvine totaled 40 votes to claim 25th in the poll.

Devine Named Big South Co-Pitcher of the Week:

Sophomore Michael Devine earned his sixth and seventh save of the season while allowing just one hit in two appearances to earn The Crons Brand Co-Pitcher of the Week honors from the Big South Conference, as announced Monday, April 12 by the league office.

Devine (Cheswick, Pa./Springdale) began his week by working a scoreless ninth in VMI's 3-2 win over JMU Wednesday. In his one inning, Devine struck out two of the three batters that he retired, allowing a single hit. Two nights later, Devine recorded his third two-out save in a week, allowing just one base runner while striking out a pair in VMI's 7-5 win over Gardner-Webb.

The right-hander earned a save in four consecutive appearances, allowing just two hits and striking out nine in seven innings during the run.

VMI HR Record Falls:

With the way that baseballs have been flying out of stadiums for the Keydets this season, it was only a matter of time before the school's single-season home run record fell. It took the team just 32 games, as Jordan

Ballard's second round-tripper of the day was the team's 57th of the season, breaking the school mark set in 40 games back in 1985.

Ballard is one of 14 Keydets to hit a homer this season, and leads the Big South with 18 on the year. Freshman Cory Spangenberg has 11 this season, followed by 10 from Graham Sullivan and nine from Sam Roberts, as the top four hitters in the VMI lineup have combined for 48 in just 49 games.

Perhaps the most impressive stat related to home runs for VMI this season is that while the offense has hit 75 home runs, the pitching staff has surrendered just 32 in 49 games.

Spangenberg Keeps Rolling:

Freshman Cory Spangenberg has made quite a splash in his college baseball debut. Along with several other Keydet freshmen, Spangenberg has been a large part of VMI's success, starting each game this season in the middle infield and leading the team with 21 stolen bases.

The Clarks Summit, Pa. native has hits in 43 of VMI's 49 games this season, and saw his 18-game hitting streak end vs. Charleston Southern, the longest streak for VMI this season.

In the three-game series against Gardner-Webb, Spangenberg hit .643 with a double, two triples and three home runs, driving in eight runs and scoring nine while slugging 1.643. He became the second Keydet this season to hit home runs in back-to-back at bats, hitting nearly identical shots down the right-field line in game one. He went 2 for 4 with three runs in game two, then 4 for 6 with three RBIs in the finale.

He entered the week in the top five in the Big South with 132 total bases (2nd), 57 runs (3rd), 79 hits (4th), a .635 slugging percentage (4th), .380 batting average (4th), 3 triples (T-5th) and 11 home runs (T-5th).

Down Early? No Problem!:

Early deficits have not been an issue for the Keydets in their impressive start to the 2010 season.

VMI has allowed its opponent to score the first run of the game in 32 of its 49 games this season, and have a 18-14 record when doing so.

The issue has been escaping the first inning for VMI, as the Keydets have allowed opponents to score 50 of their 285 total runs in the first. VMI sports a 7.35 ERA in the 49 first innings it has played this year, with opponents hitting .340. It is the only inning that opponents are hitting over .303 against the Keydets this year.

Down Late? No Problem!:

Conversely, the Keydets have also had a knack for coming back late in games this sea-

son.

VMI has scored five wins this season when they did not have a lead going into the ninth inning. Those wins came against Lafayette (2/28), Maryland (3/2), The Citadel (3/16), High Point (3/19) and UNC Asheville (4/3). The Keydets also rallied in their final at bat against La Salle (3/13), when Cory Spangenberg hit a walk-off home run in the seventh inning.

Keydets Take Care of Business at UNC Asheville:

It took three come-from-behind efforts, but VMI scored its first-ever sweep of UNC Asheville on Easter Weekend.

In game one, the Keydets fell behind 1-0 in the first, then rallied with a five-run third to take the lead. The Bulldogs rallied to tie the game, but Graham Sullivan's two-run triple in the eighth provided the difference in a 7-5 win.

Sullivan struck again in game two, hitting a two-run home run to tie the game in the third inning, before providing an insurance run in the ninth of a 7-2 win. VMI rallied for four runs in the ninth to break open what was a one-run game entering the final frame.

Game three provided VMI's most thrilling comeback of the season. Bulldog hurler Justin Schumer shutout the Keydets for eight innings, but couldn't hold down the VMI bats in the ninth. A leadoff double by Cory Spangenberg was followed by a Sullivan RBI single to tie the game. Tanner Biagini then doubled to center field, plating Sullivan for an improbable, 2-1 win to sweep the series.

In Saturday's doubleheader, VMI allowed just three runs, while scoring six of its nine runs in the two ninth innings.

Sullivan's Swings:

Junior Graham Sullivan's offensive production in the first half of the season was a key reason for the team's unprecedented success.

He saw his career-best 11-game hitting streak, during which he has hit .420 with 17 RBIs, four doubles and two home runs, come to an end in game one at Liberty (4/16), but came back two days later with a 2 for 4 outing.

Over a 22-game stretch, Sullivan had multiple hits in 14 outings, with at least one hit in 17 of the 22. He also drove in at least one run in 16 of the 22 contests, and drove in at multiple runs in nine of those outings.

And he has performed when the pressure was on all year. He has collected several game-clinching hits this season, including a ninth-inning home run at High Point, a walk-off single against Lafayette, a two-run triple in the eighth inning at UNC Asheville and a two-run double in the seventh against JMU.

He entered this week ranking third (tied) in the Big South with 126 total bases, fifth with 53 RBIs, seventh with 10 home runs, 18 doubles, and a .621 slugging percentage and eighth (tied) with 74 hits.

Farley Impresses In League Play:

When a pitcher comes back from surgery, you never know how his performance will be affected. Keydet redshirt sophomore Jason Farley has come back better than ever after missing the 2009 season due to injury.

Farley has made 10 starts for the Keydets in 2010, making six quality starts, including gems in four consecutive Big South starts. On the year, Farley has gone 4-3 with a 3.13 ERA and a .242 opponents batting average, with those last two statistics ranking him third and fourth in the Big South Conference.

In his seven Big South outings, Farley has allowed 20 earned runs in 51 innings (3.53 ERA). He began the run by allowing two runs in eight innings at High Point against an offense ranked in the top 10 nationally. He then hurled a complete game, allowing two runs to Charleston Southern, before going 7.1 innings at UNC Asheville, surrendering just a single run in a no decision, leaving the game with a 1-0 deficit.

That lack of run production has been a common theme for the left-hander, as VMI has averaged just 4.9 runs per outing in Farley's starts, compared to an average of 8.5 runs per game for the team's other starters.

Pitching Pushes VMI Past CSU:

VMI won its sixth consecutive weekend series with a fantastic effort from its starting rotation. Sophomore Adam Lopez, junior Sam Roberts and redshirt-sophomore accounted for 23 innings against CSU, as VMI won two of three while allowing just six total runs, the fewest runs VMI had allowed in a three-game Big South series in five seasons.

The threesome combined for a 1.96 ERA in the series, as the Keydets are now 7-0 in games that Lopez has started. Roberts lost VMI's first 1-0 contest in nearly seven years, allowing the one run on four hits in 7.1 innings against the Bucs. Farley, meanwhile, hurled his first career complete game to give VMI the series win, scattering five hits and allowing just two runs while striking out six.

Baseball Climbs to 28th in Collegiate Baseball Poll:

Following a week that saw VMI sweep Southern Conference leaders The Citadel and win its conference-opening series at High Point, the Keydets moved up two spots in the Collegiate Baseball Poll to attain its highest-ever national ranking at 28th on Monday, March 22. VMI also gained five votes in the ESPN/USA Today Coaches' Poll and received votes in the National College Baseball Writers Association Poll.

VMI earned just the third national ranking in program history the week before, when Collegiate Baseball listed the Keydets 30th in the country, just as they did in consecutive weeks back in March 2007. VMI then took both

Where Are They Now?

VMI has four former players currently in Minor League Baseball, here's a check to see how they're doing:

Stats as of May 19

Michael Bowman, P (AA-Huntsville Stars-MIL)
2-4, 5.73 ERA, 33.0 IP, 7 GS, 28 K, 12 BB, .313 OBA

Trey Barham, P (High A-Stockton Ports-OAK)
2-0, 1.59 ERA, 22.2 IP, 16 APP, 22 K, 7 BB, .197 OBA

Michael Roberts, C (High A-Brevard Co.-MIL)
.261 AVG, 13 GP, 5 R, 1 2B, 4 RBI, .292 OBP

Travis Smink, P (Ext. Spring Training-HOU)
Season has not yet started.

games at The Citadel, rallying in the ninth inning to win 4-3 on Tuesday before pounding out 18 hits in a 12-1 victory Wednesday.

The Keydets then opened Big South play by taking on High Point, winning Friday night's game 5-3 thanks to another ninth-inning rally, before taking the series with a 5-2 win on Saturday. Going for the sweep on Sunday, the Keydets fell behind 11-2 in the second inning but erased the deficit to take a 14-13 lead in the top of the ninth, before the Panthers rallied for a walk-off, 15-14 victory.

VMI received six votes in the Coaches' Poll on March 22, coming in 39th in voting conducted among a panel of 31 head coaches at Division I institutions. The team also received votes in the Writers' Poll for the sixth time overall and the second straight week on that same day.

VMI Opens Big South Play With Series Win at High Point:

The Keydets got strong pitching in games one and two and nearly turned in a win for the ages in game three as VMI opened Big South action with a thrilling series at High Point on March 19-21.

Adam Lopez pitched 8.1 innings and Graham Sullivan hit a two-run, game-winning home run to give VMI a 5-4 win on opening night in the series, before Jason Farley pitched a career-best eight innings, allowing just two runs as the Keydets won the series with a 5-2 win on Saturday.

On Sunday, the Keydets fell behind 11-2 in the second inning, but chipped away at the lead throughout the game, thanks in large part to Alan Watts' career-long 4.2 innings of relief, allowing just a single run. A five-run rally in the ninth allowed VMI to take a 14-13 lead, with Cory Spangenberg tying the game with a two-run single then scoring the go-ahead run on Tanner Biagini's double. VMI then got the first two outs quickly, but could not stop a High Point rally, as pinch-hitter Robbie Gilles delivered a two-run single to allow the Panthers to salvage game three.

Keydets Turn Heads Nationally:

For the third time in program history, the VMI Baseball team earned a national ranking,

being tabbed 30th in the country by Collegiate Baseball on Monday, March 15. The Keydets were also listed as Receiving Votes in two additional polls, the USA Today/ESPN Coaches' Poll and the NCBWA Writers' Poll.

At 16-1, the Keydets got off to the best start in program history thanks to four consecutive weekend sweeps.

The Keydets' previous national rankings came three years ago, when VMI began the year 17-4. In 2007, VMI was ranked 30th in back-to-back polls by Collegiate Baseball after defeating 10th-ranked Auburn, 7-3. The Keydets also received votes four different times in the National Collegiate Baseball Writers' Poll (NCBWA), the most recent coming in the 2008 preseason, while the program had never before received votes in the Coaches' Poll until this season.

Cowgill Pitches Keydets Past The Citadel:

An early mistake and a 25-minute rain delay weren't enough to hold down freshman Coby Cowgill on March 17, as the right-hander hurled VMI's first complete game in nearly a year, beating The Citadel, 12-1.

Cowgill (Norfolk, Va./Maury) fell behind 1-0 in the first inning on an unearned run, but never allowed multiple base runners in an inning again. He retired 15 of 17 batters at one point and struck out nine batters for the second time this season.

Cowgill threw VMI's first complete game since Chris Henderson did so against UNC Asheville last March 21.

VMI Sweeps The Citadel In Charleston:

VMI and The Citadel is a rivalry that has existed across several sports for decades, but the two sides had not met on the diamond since 2003 until this season.

In the two-game series played in Charleston, VMI won two very different ball-games in claiming 4-3 and 12-1 victories. Along with a 2-1 win over the Bulldogs in the 2003 SoCon Tournament, VMI has now won three in a row in the series for the first time since the 1989 campaign.

In game one, the Keydets fell behind 2-0 early, but fought back to tie the game, then take the lead on a ninth-inning single by Sam Roberts. Freshman John Garrett pitched a scoreless ninth, claiming his first career save and giving VMI a 4-0 record in one-run games this season.

In game two, another freshman pitcher, Coby Cowgill, pitched VMI to victory, throwing a complete game four-hitter, allowing just an unearned run in the first inning.

Ballard's Week Earns National Acclaim:

VMI senior Jordan Ballard (Troy, Va./Monticello), enjoyed the most impressive week of his career in early March, slugging six home runs in five games to become VMI's first-ever Louisville Slugger National Player of the Week.

The first baseman hit .571 on the week with a .611 on-base percentage while slugging 1.929 in the five games. In addition, Ballard had 14 RBIs in 14 at bats, driving in at least four runs in three different contests.

The honors kept coming for Ballard, as later in the week he also earned Big South Player of the Week, ECAC Co-Player of the Week and CollegeBaseballInsider.com Southeast Player of the Week while also being named to the College Baseball Foundation's National All-Star Lineup.

Roberts On A Tear:

Junior Sam Roberts had an impressive weekend against Maryland Eastern Shore, leaving his mark both at the plate and on the mound. Roberts was 2 for 5 with a career-high five RBIs in Friday's win against the Hawks, before going 3 for 3 with two home runs and five RBIs again on Saturday. On Sunday, his focus shifted to the mound, as he allowed just one hit in seven innings, striking out six batters in an 8-4 win.

Keydets Continue Streak at Maryland:

VMI kept its win streak rolling with an extra-inning affair at Maryland on March 2. The 7-6 win, VMI's second by that same score in three days, pushed the Keydets to 7-0 for the first time in school history.

After a strong, career-long six-inning performance from starting pitcher Jason Farley, the fireworks began in the late innings. VMI moved in front, 5-2, with a four-run eighth inning, only to give the lead back in the bottom of the frame. The same was true in the ninth after the visitors took a 6-5 lead, only to see the Terps rally to take the game to extras.

VMI then turned the game over to the capable arm of freshman John Garrett, who retired all six batters he faced to lock up his first collegiate win. That came after VMI scored its third unearned run of the game, as Justin Topping scored on Sam Roberts' groundout in the 11th.

The win was VMI's first over an ACC opponent since knocking off Virginia Tech, 8-7, on April 30, 2008. The last time VMI defeated an ACC team on the road also came against the Hokies back on April 27, 2005 a 6-2 victory in Blacksburg.

It is also believed to be VMI's first win over the Terps since the 1948 season.

VMI In The NCAA Rankings

Through Games of May 16

Offense

Batting Average	.329	.36th
Scoring	7.8	.72nd
Runs Scored	382	.87th
Hits	568	.65th
Doubles	118	.49th
Triples	11	.166th
Home Runs	75	.20th
Slugging Percentage	.541	.19th
Stolen Bases	69	.102nd
Walks	148	.267th
Sacrifice Bunts	36	.71st
Hit By Pitch	38	.245th
Sacrifice Flies	20	.161st

Pitching

Earned Run Average	5.06	.69th
Strikeouts Per 9 Innings	8.20	.36th
Hits Per 9 Innings	10.16	.88th
Walks Per 9 Innings	3.17	.40th

Defense

Fielding Percentage	.967	.87th
Double Plays	30	.259th

Keydets In The NCAA Rankings

Runs

Cory Spangenberg	.57	.73rd
------------------	-----	-------

Hits

Cory Spangenberg	.79	.90th
------------------	-----	-------

Home Runs

Jordan Ballard	.18	.17th
----------------	-----	-------

Total Bases

Cory Spangenberg	.132	.88th
------------------	------	-------

Stolen Bases

Cory Spangenberg	.21	.83rd
------------------	-----	-------

Walks

Sam Roberts	.40	.36th
-------------	-----	-------

Sacrifice Bunts

Jacob Morley	.11	.28th
--------------	-----	-------

Earned Run Average

Jason Farley	3.13	.71st
--------------	------	-------

Saves

Michael Devine	.7	.60th
----------------	----	-------

Strikeouts Per Nine Innings

Adam Lopez	10.99	.17th
------------	-------	-------

Strikeouts

Adam Lopez	.79	.79th
------------	-----	-------

Walks Allowed Per Nine Innings

Jason Farley	1.70	.54th
--------------	------	-------

Only Players Listed in Top 100 included

Head Coach Marlin Ikenberry

	Overall	Big South
2004	23-32	4-20
2005	27-28	11-13
2006	30-25	9-15
2007	34-21	10-11
2008	29-26	14-7
2009	18-35	10-15
2010	31-18	12-12
Totals	192-185	70-93

Multiple Hit Games

	2	3	4	5+	Tot.
Graham Sullivan	18	5	2	-	25
Cory Spangenberg	13	7	3	-	23
Sam Roberts	14	5	-	-	19
Jordan Ballard	9	7	-	-	16
Alex Haitzuka	12	1	3	-	16
Jacob Morley	13	2	-	-	15
Rob Dickinson	9	4	-	-	13
Tanner Biagini	5	5	-	-	10
Justin Topping	6	-	-	-	6
Chase Worthington	4	1	1	-	6
Ombri Rivers	4	-	-	-	4
Steele Myers	3	1	-	-	4
Erickson Keeton	2	-	-	-	2
Andrew Montague	1	1	-	-	2
George Piccirilli	1	-	-	-	1
TEAM	114	39	9	0	162

Multiple RBI Games

	2	3	4	5+	Tot.
Cory Spangenberg	10	4	1	-	15
Jordan Ballard	7	3	3	2	15
Graham Sullivan	7	6	1	-	14
Sam Roberts	8	1	2	2	13
Jacob Morley	3	3	2	-	8
Alex Haitzuka	2	3	1	1	7
Tanner Biagini	5	-	-	-	5
Rob Dickinson	4	1	-	-	5
Justin Topping	3	-	1	-	4
Erickson Keeton	1	1	-	-	2
George Piccirilli	1	1	-	-	2
Steele Myers	1	-	-	1	2
Andrew Montague	1	-	-	-	1
Ombri Rivers	1	-	-	-	1
Chase Worthington	1	-	-	-	1
TEAM	55	23	11	6	95

Hitting Streaks

	Career Longest	Season Longest	Current
Cory Spangenberg	18	18	10
Jordan Ballard	15	15	1
Graham Sullivan	11	11	7
Alex Haitzuka	10	10	2
Tanner Biagini	14	10	-
Sam Roberts	14	10	10
Justin Topping	8	8	1
Jacob Morley	6	6	-
Chase Worthington	8	8	8
Andrew Montague	5	5	-
Rob Dickinson	5	5	2
Steele Myers	5	5	1
Ombri Rivers	4	4	-
George Piccirilli	8	2	-
Erickson Keeton	2	2	-
Miles McQuaig	1	1	-
Brooks Martin	1	1	-
Michael Olivo	1	1	1

When Was The Last Time VMI.....

Scored 20 or more runs in a game	.20, vs. Maryland Eastern Shore, March 6, 2010
Had 20 or more hits in a game	.23, vs. Maryland Eastern Shore, March 6, 2010
Scored 10 or more runs in an inning	.11, at Birmingham-Southern, April 22, 2006
Allowed 20 or more runs in a game	.20, at #23 Coastal Carolina, May 9, 2009
Allowed 20 or more hits in a game	.20, vs. Radford, May 1, 2010
Was shutout	vs. Coastal Carolina (7-0), April 24, 2010
Shutout an opponent	at High Point-Game 2 (3-0), March 22, 2008
Pitched back-to-back complete games	vs. UNCA (Smink & Henderson), March 21-22, 2009
Hit back-to-back home runs	vs. VCU, (Roberts & Spangenberg), April 20, 2010
Hit 5 or more home runs in a game	.5, vs. La Salle-Game 2, March 13, 2010
Hit 7 or more home runs in a game	.7, vs. Gardner-Webb, April 10, 2009 (School Record)
Had two players with five hits in a game	vs. UMES, (S. Roberts, 6 & Hess, 5), May 9, 2008
Had two players with two home runs in a game	vs. GWU (Haitzuka & Biagini), April 10, 2009
Allowed an Opponent 3 hits or less	.3, vs. La Salle, March 14, 2010
Allowed an Opponent 1 hit or less	.1, vs. Coppin State, April 14, 2007
Swept a Conference series at home	vs. Charleston Southern, May 16-18, 2008
Swept a Conference series on the road	at Gardner-Webb, April 9-11, 2010
Beat a Ranked Team	vs. No. 1 Virginia (12-3), April 14, 2010
Won a Series Against a Ranked Team	vs. No. 16 Winthrop, May 19-21, 2006 (First Ever)
Won a Postseason Game	vs. #5 Gardner-Webb (13-4), May 19, 2009 (Big South Champ.)
Was Ranked In A National Poll	April 12, 2010, No. 26 by Collegiate Baseball (Highest-Ever)

When Was The Last Time A Keydet.....

Had five hits in a game	Jordan Ballard, vs. Gardner-Webb, May 19, 2009
Scored five runs in a game	A.J. Yoder, vs. Gardner-Webb, April 10, 2009
Had seven RBIs in a game	Robert Crumpler, vs. Fairfield, March 7, 2005
Hit three doubles in a game	Jordan Ballard, vs. Liberty, April 3, 2009
Hit two triples in a game	A.J. Yoder, vs. Savannah State, March 31, 2007
Hit a grand slam	Alex Haitzuka, vs. Winthrop, May 16, 2010
Hit an inside-the-park home run	Mike Roberts, at Auburn, March 6, 2008
Had a pinch-hit home run	Rob Dickinson, vs. No. 18 Virginia Tech, April 27, 2010
Hit two home runs in a game	Jordan Ballard, at Gardner-Webb, April 10, 2010
Hit home runs in consecutive at bats	Cory Spangenberg, at Gardner-Webb, April 9, 2010
Had a walk-off RBI	Cory Spangenberg (HR), vs. La Salle-Game 1, March 13, 2010
Had a walk-off hit	Cory Spangenberg (HR), vs. La Salle-Game 1, March 13, 2010
Hit a walk-off home run	Cory Spangenberg (HR), vs. La Salle-Game 1, March 13, 2010
Hit for the cycle	Alex Haitzuka, vs. Longwood, April 6, 2010
Had two hits in an inning	Andrew Montague, at JMU, March 24, 2010
Stole home	Graham Sullivan (Double steal), vs. Rider, March 8, 2009
Stole five bases in a game	Shane Geisslinger, vs. Richmond, April 12, 2006
Struck out 10 or more batters	Adam Lopez (11), vs. Maryland Eastern Shore, March 5, 2009
Struck out 12 or more batters	Trey Barham (12), at James Madison, May 17, 2006
Struck out 15 or more batters	Grayson Craun (15), vs. Appalachian State, April 11, 1998
Pitched a complete game (9 inn.)	Jason Farley, vs. Charleston Southern-2, March 27, 2010
Threw a shutout (9 inn.)	J.J. Hollenbeck, vs. North Carolina A&T, May 13, 2006
Had a hitting streak of at least 15 games	Jordan Ballard, March 27-April 20, 2010 (15)
Had a hitting streak of at least 18 games	Cory Spangenberg, Feb. 27-March 27, 2010 (18)
Hit .400 in a season (Minimum 150 at bats)	Greg Weddle, .446, 1986

Getting Started

Pitcher	Starts	Quality Starts	W-L in Starts	VMI Record In Starts	Avg. IP Per Start	ERA In Starts	Run Support
Adam Lopez	12	3	5-3	8-4	5.1	4.73	8.50
Sam Roberts	12	4	6-3	8-4	5.0	5.11	7.92
Jason Farley	10	6	3-3	5-5	6.0	3.52	4.90
Coby Cowgill	7	2	3-1	5-2	4.1	6.14	11.86
Jeremy Brown	4	0	1-2	2-2	3.0	6.57	8.00
Chris Duty	2	0	0-0	2-0	3.0	11.12	8.00
Adam Kruihof	1	0	0-1	0-1	0.1	108.00	3.00
Travis Thomas	1	0	0-0	1-0	4.2	3.86	3.00
Totals	49	15	18-13	31-18	5.0	5.06	7.80

*- Quality Start consists of at least 6.0 innings pitched and no more than 3 earned runs allowed



VMI Hitters Notes



#26 Jordan Ballard, Sr., R/R (Troy, Va./Monticello) .311 AVG, 44 R, 12 2B, 18 HR, 54 RBIs, 2-2 SB 1B

- Leads the Big South with 18 HR (tied) and ranks in top five with a .653 SLG (2nd), 126 TB (T-4th) and 54 RBIs (4th)
- 26 of his 54 RBIs this season have come with two outs
- Ranks in the top 10 in the league in fielding percentage (.992) while leading the league in chances and putouts
- Hit his 41st career home run and 18th of the season in game one against Winthrop (5/14); Is in a tie for eighth on the Big South career home runs list
- Had a hit and an RBI in each game against Radford, snapping a five-game hitless skid; Hit his 17th HR of the year in game one, the most by a Keydet in a season
- Had his career-best 15-game hitting streak end in game one vs. Coastal (4/23); During streak hit .413 with 21 RBIs, six doubles and six home runs
- Hit a HR in game one against Liberty (4/16) to become VMI's career leader in HR
- Had hits in 24 of 25 games from March 13 to April 20, hitting .411 with 11 doubles, 11 home runs, 38 RBIs and an .822 slugging percentage during the run
- Ranks 2nd in career SLG % (.578), 3rd in total bases (365), 5th in RBIs (144), 6th in doubles (42), 7th in hits (200) and 10th in runs (129) at VMI
- Named Louisville Slugger National Player of the Week after hitting 5 HR in 6 games vs. Bryant & La Salle; Drove in 14 runs in 14 ABs and had a pair of 2-HR games; Slugged 1.929 on the week
- Led team with a .366 AVG, 17 2B, 11 HR, 124 TB and 48 RBIs as a junior
- Ranked fifth in the Big South with a .614 slugging percentage and among the top 10 in the league in doubles, home runs and total bases last season
- In 2008, led VMI with 12 home runs, a .533 slugging percentage and 20 multiple-hit games; Ranked sixth in the Big South in home runs as a sophomore
- Had a career-best ten-game hitting streak as a sophomore, during which he went 16 for 43 (.372) with four doubles, two home runs, six RBI and eight runs

#24 Tanner Biagini, Sr., R/R (Greenville, N.C./D.H. Conley) .288 AVG, 28 R, 10 2B, 4 HR, 21 RBIs, 4-4 SB 3B

- Has hits in 27 of the 35 games he played this season
- Ranks ninth in career doubles (39) and total bases (305) at VMI and 10th in career hits with 197
- Had his 14-game hitting streak dating back to last season snapped against La Salle, matching the longest hitting streak of his career
- Hit .583 with two doubles, two HR and four RBIs in the three-game series against Lafayette; Was 3 for 3 with two doubles and a HR in game one (2/27)
- Missed his first game since his freshman year in game three of opening weekend against Bucknell, breaking a 110-game streak
- Hit .317 with a career-best 16 doubles as a junior and ranked second on the team with nine home runs, 47 runs scored and 114 total bases
- Started every game at third base and reached base safely in 49 of 53 contests a season ago
- Against Big South opponents, had hits in each of the first 18 games and ended up reaching base safely in 24 of 25 league games in 2009
- In league play, ranked second in the Big South with 30 runs scored, third (tied) with seven home runs and eighth (tied) with 63 total bases
- Named First Team All-State as a sophomore, leading the Keydets with 74 hits, 46 RBI and 114 total bases
- During a career-best 14-game hitting streak that dated back to 2007, hit .500 (26 for 52) with 3 HR and 15 RBI

#31 Rob Dickinson, Fr., L/L (Richmond, Va./Douglas Freeman) .331 AVG, 25 R, 12 2B, 4 HR, 22 RBIs, 6-10 SB OF

- Had the go-ahead RBI double in the seventh inning of VMI's 7-5 win in game three against Winthrop (5/16)
- Hit a pinch-hit, two-run home run against No. 18 Virginia Tech (4/27), VMI's first pinch-hit home run of the season
- Went 2 for 3 in back-to-back games against Liberty (4/18) and VCU (4/20)
- Hit a home run to lead off the seventh inning in VMI's 12-3 win over #1 Virginia (4/14)
- Went 3 for 5 with a double and an RBI in game two against Gardner-Webb (4/10) before scoring three runs while going 1 for 4 in game three (4/11)
- Had a six-game stretch against La Salle and The Citadel during which he hit .529 with four doubles
- Doubled in each of the four games against La Salle; was 3 for 3 in game four (3/14), driving in a run
- Hit .417 with four runs scored and five RBIs in the series against Lafayette; Was 2 for 4 in each game of a doubleheader against the Leopards, totaling 5 RBIs
- In his first career start, went 3 for 4 with a home run and two runs scored in a 6-5 win over Bucknell
- Three-year letterman as a center fielder at Douglas Freeman and holds the school record with three triples in a game
- As a senior, hit .508 and earned Outstanding Senior Award; Was also named First Team All-District and Honorable Mention All-Region

#28 Alex Haitsuka, Jr., R/R (Alexandria, Va./T.C. Williams) .373 AVG, 34 R, 6 2B, 2 3B, 7 HR, 25 RBIs, 5-7 SB C

- Ranks seventh in the Big South Conference with a .373 batting average, and a .454 on-base percentage and comes in ninth with a .592 slugging percentage
- Hit VMI's second grand slam of the season in the first inning against Winthrop (5/16) in the 7-5 victory
- Hit a three-run HR to put VMI on top in the first inning in game three against Radford (5/2), a lead VMI never relinquished
- Was 4 for 5 with a double and five RBIs in game three against Gardner-Webb (4/11)
- Hit for the cycle in four ABs vs. Longwood (4/6); Had a 2B in the 2nd; 3B in the 4th, a 2-R HR in the 5th and an infield single in the 7th, scoring four runs
- Reached base three times as CSU's Tyler Thornburg allowed just four base runners in eight innings in VMI's 1-0 loss to Charleston Southern (3/27)
- In game two against The Citadel (3/17), went 4 for 5 with two RBIs
- Made his season debut against Lafayette, hitting .429 (3 for 7) with two runs scored in his two starts behind the plate
- Ranked second on the team with 42 RBIs, nine home runs (tied), a .517 slugging percentage and 10 multiple-RBI games (tied) last season
- In league play, ranked in the top five in the Big South with 28 RBIs and six home runs in 2009
- Hit six home runs in five games at midseason in 2009, driving in 16 runs during the stretch; Also had a career-best seven-game hitting streak, hitting .333
- Named Patriot District Player of the Year after hitting .380 with five home runs and 25 RBI as a senior; Played third base, catcher, outfield and pitcher

#16 Brooks Martin, So., R/R (Richmond, Va./Deep Run) .333 AVG, 2 R OF

- Went 1 for 2 as a sub in game two against UMES (3/6), playing in right field
- Scored a ninth-inning run as a pinch-runner in VMI's 11-inning, 7-6 win over Maryland (3/2)
- Had his first collegiate hit, a single into center field, in game one against Gardner-Webb last season
- Four-year letterwinner as an outfielder at Deep Run, where he helped the team to an appearance in the Virginia AAA State Championship game as a junior
- Richmond Times-Dispatch First Team All-Metro selection as a senior and Honorable Mention All-State accolades as a junior



VMI Hitters Notes



#36 Miles McQuaig, Fr., L/R (Midlothian, Va./Midlothian) .167 AVG, 1 RBI

RHP/UT

- Had a pinch-hit single in the eighth inning of game two at UMES (3/6), his first collegiate hit
- Three-year letterman at Midlothian that was named Second Team All-District as both a pitcher and outfielder in his senior year
- Hit .489 with 4 2B, 2 HR a .850 slugging percentage and 24 RBIs as a senior while going 6-2 with a 3.12 ERA, being named Team MVP
- Went 7-0 as a pitcher and hit .450 with 22 RBIs in his sophomore season, helping lead Midlothian to a 17-3 mark
- Played with the Richmond Braves and won two state championships with the Rise Baseball Club
- Named to the 2009 Top Prospect team at the 2008 WWBA Championship...Was ranked among the top 25 players in Virginia by Impact Baseball

#30 Andrew Montague, Fr., R/R (Portsmouth, Va./Churchland) .400 AVG, 7 R, 4 2B, 4 RBIs, 0-1 SB

RHP/C

- Made his first start of the season in RF in game three against Winthrop (5/16)
- Had a single in the ninth inning against VCU (4/28) after entering in the seventh as a defensive replacement behind the plate
- Had a season-best five-game hit streak, during which he is hitting .500 (8 of 16) with 4 2B, 4 RBIs and 7 R
- Was 2 for 3 with a double and a run scored in a start behind the plate at JMU (3/24)
- Had a pinch-hit RBI double in game two against La Salle (3/13), driving in VMI's first run in a come-from-behind, 5-3 walk-off win
- Had a pinch-hit single in game one against UMES (3/5), then went 3 for 6 with a double, three runs scored and two driven in in game two (3/6)
- Three-year letterman at Churchland that as a senior hit .407 with 27 RBIs
- As a junior, hit .431 with 31 RBIs and was named First Team All-District and Second Team All-Region and earned All-Tidewater recognition

#8 Jacob Morley, Fr., R/R (Annandale, Va./W.T. Woodson) .309 AVG, 34 R, 12 2B, 1 3B, 4 HR, 31 RBIs, 4-5 SB **OF**

- Has 14 multiple hit games and eight multiple RBI games this season
- Ranks among the top 30 nationally with 11 sacrifice bunts
- Went 2 for 4 with a HR and three RBIs in game one at Liberty (4/16)
- Had two two-run doubles in game three against Gardner-Webb (4/11), finishing 2 for 4 with four RBIs
- Went 2 for 2 with three runs scored in game one vs. CSU (3/27) after going 3 for 5 with three RBIs, two runs scored and two doubles at JMU (3/24)
- Reached base in 11 of his 13 plate appearances (.846 OBP) against Lafayette, hitting .778 with 2 2B, a HR, 6 R and 8 RBIs
- Played in all but two games as a freshman, making 49 starts in the outfield; Led the team with 12 stolen bases and was 8-of-9 in 23 Big South games
- Went 3 for 4 with two RBIs and a walk-off single against ODU in his Gray-Minor debut last season
- Named Liberty District Player of the Year, earned All-Met Honorable Mention accolades from the Washington Post and was honored as All-Region as a senior
- Earned Co-District Player of the Year as a junior while playing the outfield, along with First Team All-Region and Second Team All-State Honors

#6 Steele Myers, So., R/R (Chapel Hill, N.C./Jordan) .268 AVG, 8 R, 4 2B, 1 3B, 1 HR, 11 RBIs, 0-1 SB

SS

- Went 3 for 4 with a double and two runs scored in game three against Winthrop (5/16)
- Had a career-best five-game hitting streak snapped vs. CSU (3/27); During streak was 8 for 15 (.533) with multiple hits in four of the five games
- On the weekend vs. UMES, was 5 for 6 with 2 2B, 1 3B, 1 HR and 8 RBIs; Was 2 for 2 with 5 RBIs, coming on a 2-R 2B and a 3-R HR, in game two (3/6)
- In four consecutive at bats in two games against UMES, had a single, a double, a triple and a home run
- Appeared in 27 games as a freshman, including 15 starts at shortstop
- Entered as a defensive replacement in the ninth inning of game three at Winthrop (4/26) and made a spectacular play deep in the hole to end the game
- In his first collegiate at bat, singled against #1 North Carolina in his hometown of Chapel Hill, N.C.
- Named All-State as a junior, hitting .513 with 8 HR, 34 RBIs, a .974 SLG and 8 SB; Named PAC-6 Player of the Year and led JHS to a Conference Championship

#2 George Piccirilli, So., R/R (Manassas, Va./Osborn Park) .217 AVG, 7 R, 2 2B, 1 HR, 7 RBIs, 2-4 SB

IF

- Has seen time at first base, second base and designated hitter
- Had an RBI single in game three against No. 7 Coastal Carolina (4/25), and went 1 for 2 against No. 18 Virginia Tech (4/27)
- Came up with a pinch-hit single in the eighth inning in game three at Liberty (4/18)
- Hit his first career home run in game three against Lafayette (2/28), a three-run shot in VMI's 7-6 walk-off win
- Played in 18 games, making 13 starts as a freshman; Had an eight-game hitting streak in early March, hitting .440 (11 for 25) during the run
- Was 2 for 3 with two RBI and two runs scored in game two at Presbyterian (3/15); Plated the eventual winning run in the seventh with a single into right field
- Honored as First Team All-Region as a catcher and Second Team All-State; Also named Second Team All-Met by the Washington Post as a senior
- Hit .517 with five home runs and 24 RBI while striking out only three times while going 6-1 on the mound with 51 strikeouts in 38 innings

#34 Ombri Rivers, Fr., R/R (Suffolk, Va./Nansemond River) .326 AVG, 15 R, 4 2B, 1 HR, 5 RBI, 5-8 SB

IF/OF

- In game three against Radford (5/2), went 2 for 4 and threw out a runner at the plate from RF in VMI's 7-5 win, coming against his brother, Tyren
- Reached base in all three plate appearances in game one at Liberty (4/16), scoring twice
- Became the 13th different Keydet to hit a home run with his solo shot in the 2nd vs. JMU (4/7) in a 3-2 win
- Went 2 for 5 with a two-run double in game one at UNC Asheville (4/2)
- In three games, including two starts, against UMES, hit .625 with a double, two stolen bases and seven runs scored; Was 2 for 3 with 3 R in game one (3/5)
- Scored his first collegiate hit at Maryland (3/2), hitting a double down the right-field line in the second inning of his first career start, coming in CF
- Four-year letterman at Nansemond River that, as a junior, was an All-Southeastern District selection after hitting .437
- Brother, Tyren, plays baseball at Radford
- Played on the 2008 National Champion Richmond Braves squad and played for championship teams with the Virginia Cannons and Performance Baseball

#4 Sam Roberts, So., L/R (Prince George, Va./Prince George) .335 AVG, 11 2B, 2 3B, 9 HR, 49 RBIs, 9-16 SB **IF/RHP**

- Needs one RBI to become just the second player in VMI history with 50 R and 50 RBIs (Cory Spangenberg also needs 2 RBIs to reach)
- Entered the week ranked in the Big South top 10 with 40 BB (2nd), 51 R (7th) and 49 RBIs (T-8th)
- Has reached base safely in 46 of 49 games and has multiple RBIs in 13 games from the leadoff spot; Has reached base safely in 92 of VMI's last 102 games
- Has started 143 consecutive games for VMI, with starts at SS, P, RF, CF and DH
- Went 2 for 3 with a home run and four RBIs in VMI's 12-3 win over #1 Virginia (4/14)



VMI Hitters Notes



- Went 3 for 4 with four runs scored, three walks and two RBIs in VMI's 15-14 loss in game three at High Point (3/21)
- Came up with the game-winning hit, an RBI single up the middle, against The Citadel closer Drew Mahaffey to give VMI a 4-3 win in game one (3/16)
- Drove in five runs in each of the first two games against UMES, going a combined 5 for 8 with a 2B, 3B & 2 HR, extending his hitting streak to nine games
- In a doubleheader against Lafayette (2/27), was 5 for 8 (.625) with 3 HR, five runs scored and seven RBIs; Hit 2-R HR in back-to-back AB in game two
- Played opening weekend at his high school alma mater (Prince George HS), and hit .273 with two doubles and four RBIs, collecting hits in all three games
- As a sophomore, led VMI with a .440 OBP, 53 R and 38 BB; Also ranked 2nd in the Big South in BB and among the top 10 in runs and saves
- Also made nine appearances on the mound against Big South opponents as a sophomore, allowing just a single unearned run, striking out 11 in 9.1 innings
- Hit home runs in three straight games against Rider, the first three of his career; in the series vs. the Broncs, was 8 for 15 (.533) with 3 HR, 9 RBI and 7 R
- Named to All-Ping! Freshman Team after leading VMI with a .348 batting average, 14 doubles, a .431 on-base percentage and 28 walks
- Tied school record for hits in a game by going 6 for 7 against Maryland Eastern Shore (5/9), collecting five singles, a double, four runs scored and three RBI
- Brother of former VMI catcher and 2008 Milwaukee Brewers draftee Mike Roberts

#1 Cory Spangenberg, Fr., (Clarks Summit, Pa./Abington Heights) .380 AVG, 14 2B, 3 3B, 11 HR, 48 RBIs, 21-26 SB MI

- Needs two RBIs to become just the second player in VMI history with 50 R and 50 RBIs (Sam Roberts also needs 1 RBI to reach)
- In 24 Big South games, has reached base safely in 23 of them, with hits in 21, and scored a run in 18 of the games; Also has multiple RBIs in 7 of the games
- Ranks in the top five in the Big South with 132 TB (2nd), 57 R (3rd), 79 H (4th), .635 SLG (4th), .380 AVG (5th) and 11 HR (T-5th)
- Second player in VMI history to have at least 10 home runs and 20 stolen bases in a season, joining Gary Sibayan, who had 12 HR and 27 SB in 1988
- Had a double in every game at Liberty, hitting .429 with three doubles and three runs scored
- Was 3 for 4 with a 3B, 2 HR and 4 R in game 1 vs. GWU (4/9), went 2 for 4 with a 3B and 3 RBIs in game 2 and was 4 for 6 with a 2B and a HR in game 3
- Had his 18-game hit streak snapped in game two vs. CSU (3/27); The streak was the longest by VMI in at least six years
- Went 2 for 4 with a triple, three runs scored, three RBIs and three stolen bases in game one against Charleston Southern (3/26)
- Extended his hitting streak to 16 games with a two-run, game-tying single in the ninth before scoring the go-ahead run in VMI's 15-14 loss at HPU (3/21)
- In game two against La Salle (3/13), was 3 for 4 with a double and a walk-off, two-run home run to give VMI a 5-3 victory
- In game one against UMES (3/5), was 4 for 5 with 4 RBIs, 2 2B, a HR and a SB
- Was 2 for 6 with two stolen bases, an RBI and a run scored in VMI's 11-inning, 7-6 win at Maryland (3/2)
- On opening weekend, hit .500 with two doubles, a home run and five RBIs in VMI's sweep of Bucknell
- Went 4 for 4 with two doubles and a home run in his collegiate debut, driving in three runs and scoring two in VMI's 9-4 opening day win
- Hit .479 with 30 RBIs, eight home runs, 28 stolen bases, 43 runs scored and a 1.000 slugging percentage as a senior, leading AHHS to a PIAA State Champ.
- As a junior, was selected All-League and All-Region at shortstop, hitting .438 with a .510 OBP, 20 RBIs, six stolen bases and three home runs in 48 AB

#23 Graham Sullivan, Jr., R/R (Manassas, Va./C.D. Hylton) .363 AVG, 41 R, 18 2B, 2 3B, 10 HR, 53 RBIs, 5-10 SB OF

- Ranks in the top 10 in the Big South with 126 TB (T-4th), 53 RBIs (5th), a .621 SLG (5th), 18 2B (7th), 10 HR (T-7th), 74 H (T-9th)
- Went 3 for 4 in game one against Radford (4/30), snapping a nine-game skid during which he hit .162
- Saw his career-best 11-game hitting streak snapped in game one at Liberty (4/16); During streak hit .420 with 17 RBIs, four doubles and two home runs
- Had a six-week (27 gms.) stretch that he hit .424 with 12 doubles, two triples, eight home runs, 43 RBIs, a .763 slugging percentage and a .453 OBP
- Was 4 for 6 with a double and two RBIs in game three against Gardner-Webb (4/11)
- Hit a two-run double in the seventh inning that gave VMI a 3-2 lead it did not relinquish against JMU (4/7)
- Had multiple hits in each game at UNCA, hitting a 2-R 3B to win game 1, a 2-R HR to tie game 2 before scoring and driving in the only runs in a 2-1 game-3 win
- Hit home runs in five of seven games in mid-March, with multiple hits, a run scored and an RBI in six of the seven games
- Was 3 for 6 with a triple, a home run, three RBIs and two runs scored at JMU (3/24)
- Hit what proved to be the game-winning HR, a two-run shot to left field, in VMI's 5-4 win over HPU in its Big South opener (3/19)
- Was 5 for 10 in the last two games against Lafayette; hitting a walk-off single to right field to clinch game three (2/27)
- Hit a pinch-hit home run in game one against Gardner-Webb (4/10), becoming the first Keydet in over four years to do so
- Saw action in 26 games, starting 12, as a freshman, making starts at shortstop, first base, third base and designated hitter


#5 Justin Topping, Jr., R/R (Suffolk, Va./Nansemond River) .258 AVG, 14 R, 4 2B, 2 HR, 16 RBIs, 6-6 SB C

- With a fifth-inning single in game two against Winthrop (5/15), snapped an 0 for 17 skid
- Drove in four of VMI's six runs in game two at Liberty (4/17) with a two-run single in the first and a two-run double in the second; Hit .455 vs. the Flames
- Hit his first home runs of the season in games one and two against Gardner-Webb, going 4 for 9 with three RBIs in his two starts at designated hitter
- Had his career-best eight-game hitting streak snapped vs. Charleston Southern (3/27), during which he has hit .370 with 7 RBIs, 5 R and 2 2B
- In game one vs. UMES (3/5), went 2 for 2 with two runs, an RBI, was hit by a pitch and dropped down a sacrifice bunt
- Made his first starts behind the plate on opening weekend, throwing out three of six opposing base stealers while not being charged a passed ball
- Played in 46 of VMI's 53 contests, making 36 starts at designated hitter as a sophomore
- Slugged his first career home run in the third inning of game two at Charleston Southern last season; Also had a double and went 3 for 5 with two RBI
- In his final eight games started as a freshman, went 14 for 34 (.412) with five doubles, 10 RBI and nine runs scored
- As a HS senior, hit .516 with 27 RBI and a 20-game hitting streak, earning both Eastern Region First Team honors and Southeastern District Player of the Year

#7 Chase Worthington, So., R/R (Mechanicsville, Va./Atlee) .391 AVG, 11 R, 5 2B, 1 HR, 6 RBIs, 0-1 SB IF

- Is currently on a career-best eight-game hitting streak, during which he is hitting .360 (9 for 25)
- Over the past 14 games, is hitting .378 with three doubles, four RBIs and five runs scored
- Was 4 for 6 with two doubles and three runs scored in game two against UMES (3/6), his second start of the season
- Made his first start of the season in game three against Bucknell, playing third base and going 2 for 4 with a home run and two runs scored
- Saw action in 10 contests as a freshman, making one start, playing each of the infield positions
- In his collegiate debut, came in to play third base at #1 North Carolina (2/22) and went 2 for 2 at the plate in 2009
- Three-time All-District honoree at Atlee, hitting .413 with 5 HR and 33 RBI as a senior; Named Team MVP and Honorable Mention All-Region as a shortstop
- Is the cousin of singer Jason Mraz

Thursday's Starter



Adam Lopez

Sophomore ♦ Right-Handed Pitcher ♦ 6-5 ♦ 221 ♦ R/R

Fredericksburg, Va. ♦ Stafford

20

Metro by the Washington Post...Went 1-0 with a no-hitter as a junior while hitting .310 with seven home runs and 22 RBIs as a corner infielder...Ranked fifth in the region in home runs as a junior...Also lettered as a center on the basketball team and earned academic letters.

Personal: Son of Jose Lopez and Cynthia Bird...Played for American Legion Post 290...Went 6-0 with a no-hitter for the Blue Ridge Showcase team...Majoring in psychology.

Has been a weekend starter throughout his sophomore season.

2010: Ranks fourth in the Big South with 79 strikeouts while walking just 22 in 64.2 innings...VMI is 8-4 in his starts this season...Was the Keydets' opening day starter, and left the game after 3.2 innings with a 5-2 lead against Bucknell (2/20)...In that outing, struck out six and walked just one, scattering three hits and allowing one earned run in VMI's 9-4 win...In his second start of the season, scored a win against Lafayette (2/27) by working 4.2 innings of a seven-inning contest, allowing four runs and striking out four...Against UMES (3/5), allowed just an unearned run in six innings, coming on four hits...Also struck out a career-high 11, the most strikeouts by a VMI pitcher in nearly two years...Worked into the sixth inning against La Salle (3/13), allowing three runs on four hits, striking out six...Worked into the ninth to pick up the win in his first career Big South career start, allowing four runs, three earned, in 8.1 innings at High Point (3/19) in a 5-4 win...Allowed just two runs on seven hits in 6.2 innings, striking out eight while improving to 2-0 in Big South starts in 2010...Lasted only one inning against Asheville (4/2), leaving the game due for precautionary reasons after allowing one run on a hit and three wild pitches...Bounced back to allow just one earned run in five innings against Gardner-Webb, improving to 3-0 in league play...Took a no decision at Liberty (4/16), allowing six runs in six-plus innings, striking out six and walking three...Suffered his first loss of the season by allowing six runs, four earned, in six innings against No. 7 Coastal Carolina...Was charged six runs, five earned, in 5.1 innings in a loss to Radford (4/30)...Allowed four runs on nine hits in 6.2 innings against Winthrop (5/14), striking out eight.

2009: Made 13 appearances as a freshman, including two starts...Impressed in his first collegiate start, allowing two hits and no walks in four innings, striking out seven at Norfolk State (3/10)...Threw two scoreless and hitless innings against William & Mary (3/4), striking out three...Worked 2.1 innings out of the bullpen at Virginia Tech (3/17), allowing two runs...In his second career start, allowed just two runs on five hits through 5.1 innings against Norfolk State, taking a no decision.

High School: Four-year letterman at Stafford...As a senior, earned First Team All-District and Second Team All-Region accolades...Tabbed Honorable Mention All-

LOPEZ'S CAREER STARTS

2009


	IP	H	R	ER	BB	SO	DEC
3/10 Norfolk St.	4.0	2	0	0	0	7	W
4/22 Norfolk St.	5.1	5	2	2	2	4	-

2010

	IP	H	R	ER	BB	SO	DEC
2/20 Bucknell-1	3.2	3	2	1	1	6	-
2/27 Lafayette-1	4.2	9	4	4	1	4	W
3/5 UMES	6.0	4	1	0	0	11	W
3/13 La Salle-1	5.1	4	3	3	2	6	-
3/19 High Point	8.1	9	4	3	0	9	W
3/26 CSU	6.2	7	2	2	1	8	W
4/2 Asheville	1.0	1	1	1	1	0	-
4/10 GWU	5.0	6	4	1	4	7	W
4/16 Liberty	6.0	5	6	6	3	6	-
4/23 Coastal	6.0	8	6	4	3	5	L
4/30 Radford	5.1	9	6	5	2	9	L
5/14 Winthrop	6.2	9	4	4	4	8	L

LOPEZ'S CAREER HIGHS

IP, Start	8.1	at High Point, 3/19/10
IP, Relief	2.1	at Virginia Tech, 3/17/09
K	11	vs. UMES, 3/5/10
BB	4	(2x), Last vs. Winthrop, 5/14/10



Lopez's Career Stats

Year	ERA	W-L	G/GS	CG	SHO	CBO	SV	IP	H	R	ER	BB	SO	HR	B/Avg	WP	HBP
2009	7.66	1-0	13/2	0	0	0	0	22.1	33	24	19	12	26	3	.355	4	2
2010	4.73	5-3	12/12	0	0	0	0	64.2	74	43	34	22	79	4	.288	12	3
TOTAL	5.48	6-3	25/14	0	0	0	0	87.0	107	67	53	34	105	7	.306	16	5

Lopez's Career Big South Stats


Year	ERA	W-L	G/GS	CG	SHO	CBO	SV	IP	H	R	ER	BB	SO	HR	B/Avg	WP	HBP
2009	15.43	0-0	2/0	0	0	0	0	2.1	6	6	4	1	3	2	.462	2	0
2010	5.20	3-3	8/8	0	0	0	0	45.0	54	33	26	18	52	4	.302	10	3
TOTAL	5.70	3-3	10/8	0	0	0	0	47.1	60	39	30	19	55	6	.313	12	3

Friday's Starter

Jason Farley

Redshirt Sophomore ♦ Left-Handed Pitcher ♦ 6-2 ♦ 211 ♦ L/L

Vienna, Va. ♦ James Madison



11

After missing last season, has thrived in the week-end rotation.

2010: Entered the week ranked third in the Big South with a 3.13 ERA and fourth in the league with a .242 opponents' batting average...Has made six quality starts in his 10 starts this season...In his first appearance in over a year and a half, allowed just one base runner in two innings in VMI's series finale win over Bucknell, 8-2...In his first start of the season, worked a career-best six innings, allowing two runs on four hits at Maryland (3/2)...Allowed those runs on a home run in VMI's 7-6, come-from-behind victory over the Terps...Was charged with his first loss of the season against Bryant (3/8), allowing six runs, though just two earned, in 4.1 innings, striking out six...Picked up his first win of the year by working four shutout innings of relief in game three against La Salle (3/13), allowing just one hit and two total base runners...In his first career Big South start, pitched eight innings, allowing just two runs in the eighth, as VMI won at High Point (3/20), 5-2...Pitched his first complete game, allowing two runs vs. Charleston Southern (3/27)...Took a tough no decision while allowing just one run in 7.1 innings at Asheville (4/3), striking out three and walking two...Earned his third win in four league starts by going 6.1 innings, allowing four runs, though just two were earned, against Gardner-Webb (4/9)...Retired all five batters he faced in a relief appearance against #1 Virginia (4/14)...Took a no decision at Liberty (4/17), allowing four runs, three earned, in five-plus innings...Allowed just three runs, two earned, on four hits through 6.1 innings against #7 Coastal Carolina...Suffered his worst start of the year against Radford, allowing four runs on eight hits in three innings...Was charged four runs on nine hits in six innings against Winthrop (5/15)...In eight Big South starts, has a 3-2 record and a 3.53 ERA in 51 innings pitched, with opponents hitting 256.

2009: Took a redshirt year after offseason surgery.

2008: Went 3-2 with two saves in 17 appearances as a freshman...Got off to a great start in conference play, collecting a win and a save in a doubleheader sweep of High Point (3/22), allowing one hit and one walk while striking out four in three innings in the two games...Began his career by facing 18 batters and surrendering only one hit, a solo home run in the final game against Binghamton (3/1), in his first two appear-

ances... Retired the first eight batters he faced in his career before an error broke the string against Binghamton in game one (2/29)...Earned a win against Coppin State (4/23), pitching five innings and allowing two earned runs.

High School: As a senior, earned Washington Post All-Met Player of the Year honors, going 8-2 with a save, striking out 59 batters while walking only nine...Posted an ERA of 1.23 in 58.2 innings for the Liberty District Champions, while also hitting .371 with 11 RBIs...Twice named both Liberty District and Northern Region Pitcher of the Year as a senior...Named AAA First Team All-State as a senior...Before the season, was the only player in the state of Virginia named to the Louisville Slugger Preseason High School All-America First Team...Named First-Team All-Met as a junior after going 10-1 with a 0.70 ERA...Career mark of 23-7 at Madison under head coach Mark Gjormand...As a junior, was named to the Virginia AAA All-State Second Team.

Personal: Son of Kevin Farley and Lynne Pahl...Father played basketball at Shepherd University...Majoring in psychology.

FARLEY'S CAREER HIGHS

IP, Starter	9.0	vs. Charleston Southern-2, 3/27/10
IP, Relief	3.0	vs. Binghamton, 2/9/08
K	6	(2x), Last vs. CSU-2, 3/27/10
BB	3	at Auburn, 3/6/08

FARLEY'S CAREER STARTS

2008

	IP	H	R	ER	BB	SO	DEC
2/23 Auburn	4.0	6	7	5	3	3	L
3/12 W&M	4.0	10	9	6	1	4	L
3/19 Norfolk St.	2.0	1	2	2	2	2	-
4/1 Richmond	4.0	3	3	3	1	3	-
4/15 JMU	2.0	9	4	3	1	0	-
4/23 Coppin St.	5.0	6	4	2	0	4	W

2010

	IP	H	R	ER	BB	SO	DEC
3/2 Maryland	6.0	4	2	2	0	2	-
3/8 Bryant	4.1	7	6	2	1	6	L
3/20 High Point	8.0	6	2	2	1	1	W
3/27 CSU-2	9.0	5	2	2	1	6	W
4/3 Asheville-2	7.1	5	1	1	2	3	-
4/9 GWU	6.1	8	4	2	1	3	W
4/17 Liberty	5.0	5	4	3	2	1	-
4/24 Coastal	6.1	4	3	2	1	3	L
5/1 Radford	3.0	8	4	4	2	4	-
5/15 Winthrop	6.0	9	4	4	1	4	L



Farley's Career Stats

Year	ERA	W-L	G/GS	CG	SHO	CBO	SV	IP	H	R	ER	BB	SO	HR	B/Avg	WP	HBP
2008	7.00	3-2	17/6	0	0	1	2	36.0	48	36	28	13	30	9	.322	1	3
2010	3.13	4-3	13/10	1	0	0	0	69.0	63	32	24	13	39	6	.242	4	5
TOTAL	4.46	7-5	30/16	1	0	1	2	105.0	111	68	52	26	69	15	.271	5	8

Farley's Career Big South Stats

Year	ERA	W-L	G/GS	CG	SHO	CBO	SV	IP	H	R	ER	BB	SO	HR	B/Avg	WP	HBP
2008	7.04	1-0	7/0	0	0	1	1	7.2	11	6	6	4	8	1	.333	0	2
2010	3.53	3-2	8/8	1	0	0	0	51.0	50	24	20	11	25	5	.256	4	5
TOTAL	3.99	4-2	15/8	1	0	1	1	58.2	61	30	26	15	33	6	.268	4	7

Saturday's Starter



Sam Roberts

Junior ♦ Infield/Right-Handed Pitcher ♦ 6-1 ♦ 182 ♦ R/R

Prince George, Va. ♦ Prince George

4

Will be a key to VMI's success this season at the plate, hitting at the top of the lineup, on the field at shortstop and on the mound as a starting pitcher.

2010: On opening weekend, scored VMI's first win by a starting pitcher, going five innings while allowing just one run in an 8-2 win over Bucknell...In that game, struck out a career-best four while issuing one walk and collecting a two-run double to push VMI in front, 4-1...Got a no decision against Lafayette (2/28), allowing three runs on six hits in three innings of VMI's 7-6, walk-off win...Surrendered just one hit through seven innings in a start against UMES (3/7), allowing two runs, one earned, striking out six...Had his second straight seven-inning outing against La Salle (3/14), shutting out the Explorers for seven innings while allowing just three hits...After a leadoff single in the first, did not allow another hit until an infield chopper in the sixth...Retired the first two batters but could not record another out, allowing seven runs on five hits in 0.2 innings at High Point (3/21)...Lost VMI's first 1-0 game in seven years (3/27), coming against CSU's Tyler Thornburg, allowing the lone run of the game on a sacrifice fly...Scattered four hits in 7.1 innings in his first loss of the season in that game...Allowed two runs in the first inning and nothing else, earning a win at Asheville (4/3) by going seven innings, scattering five hits and striking out three...Picked up a win by allowing two earned runs in five innings at Gardner-Webb (4/10)...Earned a win against Radford, allowing five runs in 6.2 innings, striking out a career-best nine.

2009: As a sophomore, led VMI with a .440 on-base percentage, 53 runs and 38 walks...Ranked second in the Big South in walks and among the top 10 in runs scored and saves...Reached base safely in all but six games overall and 22 of 25 Big South contests...Started all 55 games with starts at right field, shortstop and pitcher...Made nine appearances on the mound against Big South opponents, allowing just a single unearned run, striking out 11 in 9.1 innings while allowing opponents to hit just .250...Went 3 for 4 with his first career two-home run contest in game one versus High Point (5/14); Had career-highs with four runs scored and four RBIs against the Panthers...Went 4 for 4 with a double and two RBIs in game one at #23 Coastal Carolina (5/9)...Had a career-best 14-game hitting streak, during which he hit .404 (21 for 52) with nine

RBIs, 17 runs scored and 11 walks...Hit home runs in three straight games against Rider, the first three of his career; in the series vs. the Broncs, was 8 for 15 (.533) with three home runs, nine RBIs and seven runs...Went 4 for 4 with a home run and three RBIs in game two against Rider (3/7), then hit a home run to give himself the win on the mound in the series finale (3/8)...On the mound, ranked second on the team in relief appearances...Had 24 strikeouts in 25.2 innings...Notched saves on back-to-back days at Winthrop, allowing just one hit in 1.2 innings in the two games combined...Retired the final six batters he faced after a leadoff single in the eighth against Gardner-Webb (4/11), striking out three...Struck out each of the three batters he faced in closing out the ninth inning with the bases loaded in an 11-5 VMI win at Charleston Southern (3/29)...Earned his first save of the season, striking out two of the three batters he faced against Presbyterian (3/15)...Allowed a run to fall behind in the eighth inning against Rider (3/8), then hit a two-run home run to give himself the win, working the final two innings.

Summer: Played for the Rockbridge Rapids of the Valley League, based in Lexington...Led the team with a .291 batting average, 29 walks and a .417 on-base percentage.

2008: Named to All-Ping! Freshman Team after leading VMI with a .348 batting average, 14 doubles, a .431 on-base percentage and 28 walks...Also threw out seven base runners from right field, including three at the plate...Played in 50 games, starting 49...Also ranked second on the team with 12 steals in 14 attempts...Was sixth in the Big South in stolen bases and seventh in both batting average and on-base percentage...Reached base safely in 37 of the final 41 games...Tied school record for hits in a game by going 6 for 7 in game one against Maryland Eastern Shore (5/9)...In the game, had five singles, a double, four runs scored and three RBIs...On the weekend vs. UMES, went 11 for 17 (.647) with seven RBIs and two stolen bases...Had a season-best ten-game hitting streak, during which he went 15 for 40 (.375) with five doubles, seven RBIs and a .468 OBP...Also had a six-game hitting streak that saw him hit .613 (19 for 31) with nine RBIs, six runs scored, three doubles, a triple, a .636 on-base percentage and a .774 slugging percentage...Threw out the tying run at home plate in the ninth inning after scoring what proved to be the winning run in the eighth in a 9-8 win over W&M (3/25)...Had hits in each of the first three games at Auburn, including his first career hit, an infield single in game one (3/6), and his first career double in game two (3/7)...Also saw action on the mound in three games

ROBERTS' CAREER STARTS

2009							
	IP	H	R	ER	BB	SO	DEC
4/14 JMU	2.0	6	8	5	2	2	L
2010							
	IP	H	R	ER	BB	SO	DEC
2/21 Bucknell	5.0	4	1	1	1	4	W
2/28 Lafayette	3.0	6	4	4	3	3	-
3/7 UMES	7.0	1	2	1	1	6	W
3/14 La Salle	7.0	3	0	0	3	5	W
3/21 High Point	0.2	5	7	7	1	0	-
3/27 CSU-1	7.1	4	1	1	5	1	L
4/3 Asheville-1	7.0	5	2	2	2	3	W
4/11 GWU	5.0	8	4	2	1	4	W
4/18 Liberty	5.0	10	8	6	1	5	L
4/25 Coastal	3.0	4	4	4	3	2	L
5/2 Radford	6.2	7	5	5	3	9	W
5/16 Winthrop	5.0	7	3	2	2	0	-

late in the season, not allowing a hit in 2.2 innings... Scored his first career win by retiring both batters that he faced, striking out one against Charleston Southern (5/18) in his first conference appearance on the mound.

High School: Earned First Team All-Central District honors as both a shortstop and at the utility position as a senior...Two-time First-Team All-Metro, All-Region and All-Tri Cities selection...Hit .548 with 20 RBIs as a senior while going 3-3 with 31 strikeouts and a 1.70 ERA...Had a career 23-5 record on the mound while also hitting above .400 each season at Prince George, where he played for his father, Mickey Roberts...As a sophomore, hit .491 with 23 RBIs and totaled a 9-0 record with a 2.51 ERA, while as a junior, went 5-2 with a 1.22 ERA while also hitting four home runs and driving in 18 RBIs...Honorable Mention AAA All-State as a junior and First Team AAA All-State as a sophomore as a utility player.

Personal: Son of Mickey and Anne Roberts...Father, Mickey, played baseball at Longwood...Brother, Michael, was a 2008 draftee out of VMI and is with the Milwaukee Brewers organization...Participated in the 2006 Perfect Game National Showcase, as a member of the Richmond Braves National Baseball Club during the summer of 2006...Majoring in psychology.

ROBERTS' PITCHING CAREER HIGHS

IP, Start	7.1	vs. Charleston Southern-1, 3/27/10
IP, Relief	2.2	vs. Liberty, 4/5/09
K	9	vs. Radford, 5/2/10
BB	5	vs. Charleston Southern-1, 3/27/10

Roberts' Career Pitching Stats

Year	ERA	W-L	G/GS	CG	SHO	CBO	SV	IP	H	R	ER	BB	SO	HR	B/Avg	WP	HBP
2008	0.00	1-0	3/0	0	0	0	0	2.2	0	0	0	2	2	0	.000	0	0
2009	6.23	1-3	16/1	0	0	0	3	21.2	26	22	15	8	20	6	.302	3	3
2010	5.11	6-3	12/12	0	0	0	0	61.2	64	41	35	26	42	3	.274	3	13
TOTAL	5.20	8-6	35/13	0	0	0	3	90.0	96	65	52	37	68	9	.279	7	16

Roberts' Career Big South Pitching Stats

Year	ERA	W-L	G/GS	CG	SHO	CBO	SV	IP	H	R	ER	BB	SO	HR	B/Avg	WP	HBP
2008	0.00	1-0	1/0	0	0	0	0	0.2	0	0	0	0	1	0	.000	0	0
2009	0.00	0-0	7/0	0	0	0	3	8.0	6	1	0	3	9	0	.194	1	0
2010	6.58	3-3	8/8	0	0	0	0	39.2	50	34	29	18	24	3	.313	2	8
TOTAL	5.26	4-3	18/8	0	0	0	3	49.2	59	35	29	21	36	3	.298	3	8



VMI Bullpen Notes



#21 Ryan Barefoot, R-So. (Centreville, Va./Centreville) 0-1, 7.27 ERA, 8.2 IP, 2 K, 3 BB

RHP

- Suffered the loss in game two against Radford (5/1), allowing three runs on three hits in 2.1 innings
- Allowed just one hit in three scoreless innings against No. 18 Virginia Tech (4/27)
- Made his season debut against Longwood (4/6), hurling a scoreless ninth inning
- Missed last season due to injury
- Saw action in the field and on the mound as a freshman, hitting .294 in 10 games, making four starts at SS while pitching 18 innings in 7 APP, two starts
- Made his first career pitching start at Old Dominion, earning the win by allowing one run on one hit through four innings
- Made his first appearance on the mound in the opener at Auburn, allowing only one hit in one inning of work
- Had a memorable collegiate debut, hitting a home run on his first swing of the bat on a 3-0 pitch against Binghamton

#3 Jeremy Brown, So. (Rixeyville, Va./Culpeper) 2-2, 5.28 ERA, 30.2 IP, 32 K, 12 BB

RHP

- Worked out of a first-inning jam in a start against #1 Virginia, allowing two runs in 3.1 innings and leaving with a 3-2 lead
- Made his first start of the season against Longwood (4/6), working 3.1 scoreless innings, scattering five hits, and scoring a win in a predetermined start
- Had a career-long relief appearance of 4.2 innings at The Citadel (3/16), allowing one run on four hits, striking out four in VMI's 4-3 win
- In his season debut, earned the win by allowing just two runs in 3.1 innings, striking out four without a walk in VMI's opening day, 9-4 win over Bucknell
- Made eight appearances, including five starts before missing the final two months of the season due to injury as a freshman
- Struck out a season-high seven, allowing only two runs, one earned, in his first career start at Richmond (2/25), working four innings

#32 Andrew Deal, So. (Chester, Va./L.C. Bird) 0-0, 1 SV, 12.00 ERA, 3.0 IP, 1 K, 3 BB

RHP

- Made two shutout appearances against UMES, earning his first career save by picking off a runner at first base to end game three (3/7)
- Worked a perfect inning of relief in game three at Bucknell, needing just six pitches to induce three flyouts
- Had 15 relief outings and three starts as a freshman
- Against #18 Coastal Carolina in the Big South Championship, worked three no-hit innings, issuing one walk while notching a strikeout
- Played in the Virginia Commonwealth League last summer, going 8-1 with a 2.80 ERA...Had 74 strikeouts and just eight walks in 60 innings pitched

#25 Michael Devine, So. (Cheswick, Pa./Springdale) 4-1, 7 SV, 2.32 ERA, 31.0 IP, 33 K, 12 BB

RHP

- Struck out six batters in 3.2 innings, earning the win in game three against Winthrop (5/16); Retired the final eight batters in order
- In seven appearances in April, had a 0.00 ERA in 13.1 innings, allowing opponents a .178 batting average while striking out 13 and walking none
- Earned Big South Co-Pitcher of the Week honors April 12; In four straight appearances, had four saves, allowing opponents two hits in 7 IP with 9 K
- Picked up his third two-inning save in a week, allowing one base runner in game one against Gardner-Webb
- Earned a save against JMU (4/7), allowing a one-out double but nothing else in a 3-2 win
- Threw in each of the three games at High Point, picking up back-to-back saves before taking the loss in game three; In the series allowed 2 runs in 3.2 innings
- Worked 2.1 scoreless innings in back-to-back appearances against La Salle, closing out 12-8 and 5-3 wins; Picked up a win in game two
- Earned his first collegiate win with a shutout ninth inning in game three against Lafayette, striking out the final two batters before a VMI rally in the bottom-half
- In his season debut, walked the first two hitters before retiring the next three to wrap up his first career save in a 6-5 win over Bucknell, notching two strikeouts
- Last summer, was the closer for the Slippery Rock (Pa.) Sliders of the Prospect League, going 1-1 with 9 SV and a 2.59 ERA; Was named to the East All-Star team

#22 Chris Duty, R-Jr. (Richmond, Va./Monacan) 2-1, 1 SV, 5.87 ERA, 38.1 IP, 41 K, 14 BB

RHP

- In three appearances against CCU, VCU and Radford, had a 1.69 ERA in 10.2 innings, allowing opponents a .184 batting average, striking out 14 with one walk
- Retired all seven batters he faced in game three against Radford (5/2) to secure his first save of the season
- In consecutive outings against #7 Coastal Carolina (4/25) and VCU (4/28), allowed just two runs in 8.1 innings, striking out 11 and walking one
- Moved into VMI's all-time top 10 with his 12th career win against #1 Virginia, pitching three innings while allowing one run on two hits while striking out four
- Worked 4.1 innings of emergency relief at Asheville (4/2), allowing two runs on four hits in VMI's 7-5 win
- Retired nine of the 10 batters he faced in relief at Virginia Tech (3/30), allowing only a full-count walk
- In his first start in nearly two years, worked three scoreless innings before running into trouble in the fourth, allowing five runs on eight hits against La Salle
- In his first appearance in over a year and a half, picked up a relief win by allowing just one run in 3.2 innings against Bucknell, striking out five and walking one
- Missed the 2009 season due to injury
- As a sophomore, was named Second Team All-Conference and Second Team All-State, going 5-0 with two saves and a 1.95 ERA in 17 appearances
- In 37.0 innings, had 30 strikeouts, 11 walks and only one home run allowed in 2008
- Was nearly unhittable in Big South Conference play, allowing one run in 13.2 innings, striking out 13 with opponents hitting .100 in seven relief appearances
- Allowed only an unearned run in four innings at #28 Virginia, striking out three, walking three and allowing only one run in a 6-5, 11-inning loss

#13 Lefty Flora, Jr. (Roanoke, Va./Northside)

LHP

- Made one relief appearance last season, retiring both batters he faced at James Madison (4/14), notching a strikeout
- Last summer, made nine appearances, including three starts, for the Rockbridge Rapids of the Valley League, based in Lexington
- Made two starts and appeared in seven games as a freshman
- Pitched four innings in relief in game three at Auburn (3/8), striking out five while scattering five hits, allowing two runs

#14 John Garrett, Fr. (Norfolk, Va./Maury) 4-1, 1 SV, 3.75 ERA, 24.0 IP, 21 K, 4 BB

RHP

- Against No. 7 Coastal Carolina, allowed just one run in 2.1 innings, striking out a pair
- Worked a perfect ninth in VMI's 12-3 win over #1 Virginia, notching a strikeout
- Earned three wins in six days, picking up relief victories at UNC Asheville before retiring all four batters he faced in relief vs. JMU (4/7)
- After allowing an infield single to the first batter he faced, retired the final five, striking out three, in a 1-0 loss in game two vs. Charleston Southern (3/27)
- Worked a scoreless ninth to claim his first collegiate save in game one at The Citadel (3/16); Struck out a pair and allowed one hit in the 4-3 win
- Scored his first collegiate win in his second appearance, retiring all six batters he faced in extra innings of an 11-inning, 7-6 VMI win at Maryland (3/2)
- Two-year letterman at Maury, being named Eastern District Player of the Year, First Team All-Region and Second Team All-State (AAA) as a senior



VMI Bullpen Notes



#9 Adam Kruihof, Jr. (Charlottesville, Va./Western Albemarle) 0-0, 21.21 ERA, 4.2 IP, 4 K, 5 BB RHP

- Retired all five batters he faced to close out game three at Gardner-Webb (4/11)
- Pitched out of a jam in the fifth inning of game one vs. Lafayette (2/27) before running into problems in the sixth of VMI's 16-8 win over the Leopards
- Made 13 relief appearances and four starts as a sophomore
- In his first start last season, did not allow a hit through 5.2 innings, leaving with a 1-0 deficit to Richmond (3/24)
- Allowed just one run in 4.1 innings versus Liberty (4/5) in his third start of the season
- Earned his first career win by working four innings while allowing two runs on seven hits against Norfolk State (4/16) in 2008
- Struck out a career-best seven while not issuing a walk in a start against Coppin State (4/23) last season

#36 Miles McQuaig, Fr. (Midlothian, Va./Midlothian) 0-0, 5.40 ERA, 5.0 IP, 5 K, 3 BB RHP/UT

- Came in with the bases loaded in game two against Radford (5/1) and retired the next two batters without allowing a run
- Recorded a shutout ninth against No. 7 Coastal Carolina, walking a pair but leaving them stranded
- Worked a 1-2-3 ninth inning against VCU (4/20), striking out a pair
- Made his first appearance on the mound in game one against UMES (3/5); Worked a scoreless 7th inning before allowing 3 runs in the eighth; Worked 1.2 IP
- Three-year letterman at Midlothian; Named Second Team All-District as both a pitcher and outfielder in his senior year
- As a senior, hit .489 with four doubles, two home runs, a .850 slugging percentage and 24 RBIs while going 6-2 with a 3.12 ERA and was named Team MVP
- Went 7-0 as a pitcher and hit .450 with 22 RBIs in his sophomore season, helping lead Midlothian to a 17-3 mark

#12 Karter Rivera, So. (Norfolk, Va./Maury) 0-1, 1 SV, 7.45 ERA, 9.2 IP, 11 K, 3 BB LHP

- In his season debut, earned his first collegiate save by working four innings, allowing one run on just two hits in game two vs. Lafayette (2/27), striking out four
- Made five relief appearances and one start as a freshman
- Worked a career-long four innings in game one at #23 Coastal Carolina (5/10), allowing just one run over his final three innings
- Worked 2.1 shutout innings of relief at VCU (3/31), striking out a career-best three while scattering two hits
- Named Second Team All-District and earned the Tonstall Award by going 9-2 with a 1.59 ERA as a senior
- As a junior, went 7-2 while leading South Hampton Roads with a 0.71 ERA; In his career, went 21-5; Was also a standout swimmer at Maury

#17 Travis Thomas, Fr. (Fredericksburg, Va./Riverbend) 1-0, 6.05 ERA, 19.1 IP, 15 K, 5 BB RHP

- Allowed one run on three hits in two innings against No. 7 Coastal Carolina (4/23)
- In his first start, cruised through the first four innings before allowing a 2-R HR in the 5th vs. JMU, leaving after 4.2 innings, allowing two runs on five hits
- Picked up his first collegiate win by going four innings, allowing just one earned run on three hits, striking out two in the opener vs. La Salle (3/11)
- In his collegiate debut, needed just 16 pitches to retire all seven batters he faced in game two against Bucknell, a 6-5 win
- Four-year letterman at Riverbend, was named Commonwealth District Player of the Year after earning First Team All-District accolades at P & UT as a senior
- Was also named Second Team All-Metro at first base in his senior season; As a junior, posted a 2.57 ERA in 52 innings for Riverbend, striking out 58 batters

#10 Alan Watts, So. (Buena Vista, Va./Lord Botetourt) 0-0, 3.48 ERA, 20.2 IP, 28 K, 5 BB RHP

- Did not allow a hit in three straight outings, working 4.1 innings against Longwood, Gardner-Webb and Liberty, striking out five
- Turned in an impressive performance in game three at HPU (3/21), allowing just one run in a career-long 4.2 innings as VMI erased an early nine-run deficit
- Retired all five batters he faced in the series finale against La Salle (3/14), two via strikeout
- In his first appearance of the season, allowed one run on three hits, closing out the game with back-to-back strikeouts to preserve VMI's 8-2 win over Bucknell
- Made 10 appearances as a freshman
- Pitched a scoreless inning in game one at #23 Coastal Carolina, and worked a season-long 1.2 innings in his first career appearance at #1 UNC
- Last summer, made a team-high 18 appearances and four saves for the Rockbridge Rapids of the Valley League, based in Lexington
- Had a team-best 0.73 ERA and a .176 opponents BA, notching 33 K in 24.2 IP and was named a Valley League All-Star and a Mid-Atlantic All-Star

#39 Joey Zarella, Fr. (Falls Church, Va./Langley)

- Four-year letterman at Langley, playing first base and pitcher
- Three-time All-District honoree and two-time All-Region selection; Also lettered on the golf team

Relief Effectiveness

Pitcher	Date	Opp. (Result)	-----Last Relief Appearance-----							First Batter		Saves		Inherit. Run.	
			IP	H	R/ER	BB	SO	HR	DEC	Faced	Retired	SV	Opp.	IR	Scored
Barefoot	5/15	Winthrop (L)	0.1	3	3/3	0	1	0	-	5	2	0	0	2	2
Brown	4/18	Liberty (L)	0.1	0	0/0	0	0	0	-	11	6	0	0	12	6
Cowgill	5/1	Radford (L)	0.1	4	2/2	1	0	0	-	5	3	0	0	5	2
Deal	4/27	Virginia Tech (L)	0.2	1	2/1	1	0	0	-	4	4	1	1	3	1
Devine	5/16	Winthrop (W)	3.2	3	0.0	1	6	0	W	19	10	7	8	21	9
Duty	5/16	Winthrop (W)	0.1	1	2/2	1	0	0	-	14	8	1	1	15	3
Farley	4/14	Virginia (W)	1.2	0	0/0	0	2	0	-	3	3	0	0	4	0
Garrett	5/14	Winthrop (L)	1.2	1	0/0	0	0	0	-	16	12	1	2	20	8
Kruihof	4/18	Liberty (L)	0.2	3	2/2	1	1	0	-	4	1	0	0	3	2
McQuaig	5/15	Winthrop (L)	0.2	1	0/0	0	1	0	-	5	4	0	0	4	1
Rivera	5/1	Radford (L)	1.0	3	3/3	0	2	1	-	6	2	1	1	3	2
Thomas	4/28	VCU (L)	2.0	3	2/2	0	2	0	-	9	3	0	0	2	0
Watts	5/15	Winthrop (L)	2.0	2	1/1	1	4	0	-	11	5	0	0	9	3
TEAM	5/16	Winthrop (W)	4.0	4	2/2	2	6	0	W	112	63	11	13	103	39

2010 VMI Baseball Roster

No.	Name	Pos.	B/T	HT	WT	CL	Hometown/Previous School
1	Cory Spangenberg	MI	L/R	6-0	184	Fr.	Clarks Summit, Pa./Abington Heights
3	Jeremy Brown	RHP	R/R	5-11	160	So.	Rixeyville, Va./Culpeper
4	Sam Roberts	IF/OF/P	L/R	6-1	182	Jr.	Prince George, Va./Prince George
5	Justin Topping	C	R/R	5-11	185	Jr.	Suffolk, Va./Nansemond River
6	Steele Myers	IF	R/R	5-10	180	So.	Chapel Hill, N.C./Jordan
7	Chase Worthington	IF	R/R	5-11	185	So.	Mechanicsville, Va./Atlee
8	Jacob Morley	OF	R/R	6-0	182	So.	Annandale, Va./W.T. Woodson
9	Adam Kruihof	RHP	R/R	5-10	188	Jr.	Charlottesville, Va./Western Albemarle
10	Alan Watts	RHP	R/R	6-0	188	So.	Buena Vista, Va./Lord Botetourt
11	Jason Farley	LHP	L/L	6-2	211	R-So.	Vienna, Va./James Madison
12	Karter Rivera	LHP	L/L	6-2	175	So.	Norfolk, Va./Maury
13	Lefty Flora	LHP	L/L	5-9	175	Jr.	Roanoke, Va./Northside
14	John Garrett	RHP/UT	L/R	6-2	190	Fr.	Norfolk, Va./Maury
16	Brooks Martin	OF	R/R	6-0	190	So.	Richmond, Va./Deep Run
17	Travis Thomas	RHP	R/R	6-4	170	Fr.	Fredericksburg, Va./Riverbend
20	Adam Lopez	RHP	R/R	6-5	221	So.	Fredericksburg, Va./Stafford
21	Ryan Barefoot	RHP	R/R	6-5	195	R-So.	Centreville, Va./Centreville
22	Chris Duty	RHP	R/R	6-3	190	R-Jr.	Richmond, Va./Monacan
23	Graham Sullivan	OF	R/R	6-3	205	Jr.	Manassas, Va./C.D. Hylton
24	Tanner Biagini	IF	R/R	6-2	225	Sr.	Greenville, N.C./D.H. Conley
25	Michael Devine	RHP	R/R	6-0	220	So.	Cheswick, Pa./Springdale
26	Jordan Ballard	IB	R/R	6-3	215	Sr.	Troy, Va./Monticello
27	George Piccirilli	IF	R/R	5-10	190	So.	Manassas, Va./Osborn Park
28	Alex Haitzuka	C	R/R	6-2	197	Jr.	Alexandria, Va./T.C. Williams
29	Coby Cowgill	RHP	R/R	6-1	194	Fr.	Norfolk, Va./Maury
30	Andrew Montague	RHP/C	R/R	5-11	180	Fr.	Portsmouth, Va./Churchland
31	Rob Dickinson	OF	L/L	6-0	185	Fr.	Richmond, Va./Douglas Freeman
32	Andrew Deal	RHP	R/R	6-1	207	So.	Chester, Va./L.C. Bird
34	Ombri Rivers	IF/OF	R/R	5-11	175	Fr.	Suffolk, Va./Nansemond River
36	Miles McQuaig	RHP/UT	L/R	6-3	195	Fr.	Midlothian, Va./Midlothian
39	Joey Zarella	LHP	L/L	6-0	187	Fr.	Falls Church, Va./Langley

Head Coach:

#19 Marlin Ikenberry (VMI '95), Seventh season

Associate Head Coach:

#37 Ryan Mau (College of Charleston '01), Fifth season

Assistant Coach:

#2 Jonathan Hadra (VMI '04), First season

Volunteer Assistant:

#33 Kwan Evans (VCU '07), First season

Keydets by State/Region

Virginia - 27

Southeastern (6)

Coby Cowgill	Norfolk
John Garrett	Norfolk
Andrew Montague	Portsmouth
Karter Rivera	Norfolk
Ombri Rivers	Suffolk
Justin Topping	Suffolk

Central (9)

Jordan Ballard	Troy
Andrew Deal	Chester
Rob Dickinson	Richmond
Chris Duty	Richmond
Adam Kruihof	Charlottesville
Brooks Martin	Richmond
Miles McQuaig	Midlothian
Sam Roberts	Prince George
Chase Worthington	Mechanicsville

Western (2)

Lefty Flora	Roanoke
Alan Watts	Buena Vista

Northern (10)

Ryan Barefoot	Centreville
Jeremy Brown	Rixeyville
Jason Farley	Vienna
Alex Haitzuka	Alexandria
Adam Lopez	Fredericksburg
Jacob Morley	Annandale
George Piccirilli	Manassas
Graham Sullivan	Manassas
Travis Thomas	Fredericksburg
Joey Zarella	Falls Church

Pennsylvania - 2

Michael Devine	Cheswick
Cory Spangenberg	Clarks Summit

North Carolina - 2

Tanner Biagini	Greenville
Steele Myers	Chapel Hill

Pronunciation Guide

Tanner **BIAGINI**- be-ah-GEE-nee
 Coby **COWGILL**- CO-gill
 Alex **HAITSUKA**- hite-SOO-kah
 Marlin **IKENBERRY**- EYE-ken-berry
 Adam **KRUIHOF**- CREW-toff
 Ryan **MAU**- MAO (As in Maui)
 George **PICCIRILLI**- PICK-ih-relly
 Cory **SPANGENBERG**- SPAN-jen-berg

Alphabetical Roster

26	Jordan Ballard	IB
21	Ryan Barefoot	RHP
24	Tanner Biagini	IF
3	Jeremy Brown	RHP
29	Coby Cowgill	RHP
32	Andrew Deal	RHP
25	Michael Devine	RHP
31	Rob Dickinson	OF
22	Chris Duty	RHP
11	Jason Farley	LHP
13	Lefty Flora	LHP
14	John Garrett	RHP/UT
28	Alex Haitzuka	C
9	Adam Kruihof	RHP
20	Adam Lopez	RHP
16	Brooks Martin	OF
36	Miles McQuaig	RHP/UT
30	Andrew Montague	RHP/C
8	Jacob Morley	OF
6	Steele Myers	IF
27	George Piccirilli	IF
12	Karter Rivera	LHP
34	Ombri Rivers	IF/OF
4	Sam Roberts	IF/OF/P
1	Cory Spangenberg	MI
23	Graham Sullivan	OF
17	Travis Thomas	RHP
5	Justin Topping	C
10	Alan Watts	RHP
7	Chase Worthington	IF
39	Joey Zarella	LHP

Squad Analysis

2009 Lettermen	
Returning	16
Lost	7
2009 Position Starters	
Returning	7
Lost	2
2009 Pitchers	
Returning	11
Lost	3
Newcomers	
9	
How They Hit	
Right	22
Left	9
How They Throw	
Right	26
Left	5
How They Pitch	
Right	14
Left	4

**2010 VMI Baseball
Overall Statistics for VMI (as of May 17, 2010)
(All games Sorted by Batting avg)**

Record: 31-18 Home: 20-11 Away: 11-7 Big South: 12-12

Player	avg	gp-gs	ab	r	h	2b	3b	hr	rbi	tb	slg%	bb	hp	so	gdp	ob%	sf	sh	sb-att	po	a	e	fld%
SPANGENBERG, Cory	.380	49-49	208	57	79	14	3	11	48	132	.635	14	4	39	2	.425	2	5	21-26	75	125	7	.966
HAITSUKA, Alex	.373	42-40	142	34	53	6	2	7	25	84	.592	14	7	43	3	.454	0	1	5-7	282	43	6	.982
SULLIVAN, Graham	.363	49-49	204	41	74	18	2	10	53	126	.618	13	1	47	4	.398	3	2	5-10	78	5	3	.965
ROBERTS, Sam	.335	49-49	188	51	63	11	2	9	49	105	.559	40	2	32	5	.453	2	3	9-16	39	102	7	.953
DICKINSON, Rob	.331	48-37	142	25	47	12	0	4	22	71	.500	6	2	18	1	.362	2	0	6-10	79	1	1	.988
BALLARD, Jordan	.311	49-48	193	44	60	12	0	18	54	126	.653	14	7	43	1	.370	5	0	2-2	451	22	4	.992
MORLEY, Jacob	.309	46-45	149	34	46	12	1	4	31	72	.483	13	3	46	0	.376	0	11	4-5	72	2	2	.974
BIAGINI, Tanner	.288	35-35	139	28	40	10	0	4	21	62	.446	13	1	25	2	.348	2	4	4-4	19	57	7	.916

MONTAGUE, Andrew	.400	15-5	25	7	10	4	0	0	4	14	.560	0	0	4	0	.400	0	0	0-1	43	8	2	.962
WORTHINGTON, Chase	.391	32-19	69	11	27	5	0	1	6	35	.507	5	2	12	0	.442	1	0	0-1	18	34	5	.912
MARTIN, Brooks	.333	9-0	3	2	1	0	0	0	0	1	.333	0	1	0	0	.500	0	0	0-0	4	0	0	1.000
RIVERS, Ombri	.326	26-13	46	15	15	4	0	1	5	22	.478	6	3	12	1	.436	0	4	5-8	23	1	0	1.000
MYERS, Steele	.268	18-10	41	8	11	4	1	1	11	20	.488	1	1	10	0	.295	1	1	0-1	14	36	2	.962
KEETON, Erickson	.263	8-4	19	3	5	0	0	2	5	11	.579	1	0	3	0	.300	0	0	0-0	0	0	1	.000
TOPPING, Justin	.258	32-24	97	14	25	4	0	2	16	35	.361	3	3	11	1	.298	1	3	6-6	60	6	1	.985
OLIVO, Michael	.250	5-0	4	0	1	0	0	0	1	1	.250	0	1	1	0	.400	0	0	0-0	2	0	0	1.000
PICCIRILLI, George	.217	23-13	46	7	10	2	0	1	7	15	.326	5	0	12	0	.294	0	1	2-4	9	9	1	.947
McQUAIG, Miles	.167	4-1	6	0	1	0	0	0	1	1	.167	0	0	0	0	.143	1	0	0-0	0	1	0	1.000
FLAHERTY, Collin	.000	2-0	3	1	0	0	0	0	0	0	.000	0	0	2	0	.000	0	0	0-0	0	0	0	.000
FARLEY, Jason	.000	2-0	2	0	0	0	0	0	0	0	.000	0	0	0	0	.000	0	0	0-0	3	24	1	.964
Totals	.329	49	1726	382	568	118	11	75	359	933	.541	148	38	360	20	.390	20	35	69-101	1286	528	62	.967
Opponents	.287	49	1685	285	484	108	11	32	246	710	.421	151	60	389	20	.363	16	21	62-90	1248	510	68	.963

LOB - Team (337), Opp (363). DPs turned - Team (29), Opp (30). CI - Team (1), MONTAGUE, A. 1. IBB - Team (3), BIAGINI, T. 1, SULLIVAN, G. 1, HAITSUKA, A. 1, Opp (1). Picked off - SPANGENBERG 3, SULLIVAN, G. 3, ROBERTS, S. 2, PICCIRILLI, G. 1, WORTHINGTON 1.

(All games Sorted by Earned run avg)

Player	era	w-l	app	gs	cg	sho	sv	ip	h	r	er	bb	so	2b	3b	hr	b/avg	wp	hp	bk	sfa	sha	
FARLEY, Jason	3.13	4-3	13	10	1	0/0	0	69.0	63	32	24	13	39	13	3	6	.242	4	5	2	2	4	
LOPEZ, Adam	4.73	5-3	12	12	0	0/0	0	64.2	74	43	34	22	79	18	3	4	.288	12	3	3	1	2	
ROBERTS, Sam	5.11	6-3	12	12	0	0/0	0	61.2	64	41	35	26	42	18	0	3	.274	3	13	1	2	5	

DEVINE, Michael	2.32	4-1	19	0	0	0/0	7	31.0	24	11	8	12	33	6	0	1	.218	5	4	0	0	2	
WATTS, Alan	3.48	0-0	12	0	0	0/0	0	20.2	15	10	8	5	28	2	0	0	.197	4	7	0	0	0	
GARRETT, John	3.75	4-1	16	0	0	0/0	1	24.0	23	11	10	4	21	5	1	0	.256	3	4	1	2	2	
BROWN, Jeremy	5.28	2-2	15	4	0	0/0	0	30.2	49	21	18	12	32	7	0	5	.363	3	9	0	2	0	
McQUAIG, Miles	5.40	0-0	5	0	0	0/0	0	5.0	5	3	3	3	5	1	0	0	.263	1	0	1	0	0	
DUTY, Chris	5.87	2-1	17	2	0	0/0	1	38.1	48	25	25	14	41	10	0	3	.308	5	2	1	0	2	
THOMAS, Travis	6.05	1-0	10	1	0	0/0	0	19.1	26	14	13	5	15	6	0	2	.333	4	4	0	1	1	
BAREFOOT, Ryan	7.27	0-1	5	0	0	0/0	0	8.2	11	7	7	3	2	3	0	2	.306	2	2	0	0	0	
RIVERA, Karter	7.45	0-1	6	0	0	0/0	1	9.2	13	12	8	3	11	3	0	1	.333	0	0	0	1	1	
COWGILL, Coby	8.22	3-1	12	7	1	0/0	0	38.1	52	37	35	21	36	13	4	4	.329	3	5	1	3	2	
DEAL, Andrew	12.00	0-0	6	0	0	0/0	1	3.0	4	5	4	3	1	2	0	0	.364	1	0	0	1	0	
KRUIHOF, Adam	21.21	0-1	5	1	0	0/0	0	4.2	13	13	11	5	4	1	0	1	.500	1	2	1	1	0	
Totals	5.06	31-18	49	49	2	0/0	11	428.2	484	285	241	151	389	108	11	32	.287	51	60	11	16	21	
Opponents	7.18	18-31	49	49	3	2/2	7	416.0	568	382	332	148	360	118	11	75	.329	27	38	8	20	35	

PB - Team (11), HAITSUKA, A. 9, MONTAGUE, A. 1, TOPPING, J. 1, Opp (15). Pickoffs - Team (16), DEVINE, M. 3, HAITSUKA, A. 2, LOPEZ, A. 2, FARLEY, J. 2, ROBERTS, S. 1, KRUIHOF, A. 1, RIVERA, K. 1, DUTY, C. 1, THOMAS, T. 1, DEAL, A. 1, COWGILL, C. 1, Opp (10). SBA/ATT - HAITSUKA, A. (46-64), LOPEZ, A. (13-18), TOPPING, J. (10-13), FARLEY, J. (5-10), ROBERTS, S. (5-9), DEVINE, M. (9-9), MONTAGUE, A. (6-8), DUTY, C. (4-8), BROWN, J. (5-8), COWGILL, C. (4-5), BAREFOOT, R. (3-5), THOMAS, T. (2-4), RIVERA, K. (3-4), GARRETT, J. (3-3), WATTS, A. (3-3), DEAL, A. (2-2), McQUAIG, M. (0-1), KRUIHOF, A. (1-1).

2010 VMI Baseball
Overall Statistics for VMI (as of May 17, 2010)
(All games Sorted by Fielding pct)

Player	c	po	a	e	fld%	dp	sba	csb	sba%	pb	ci
RIVERS, Ombri	24	23	1	0	1.000	0	0	0	---	0	0
BROWN, Jeremy	8	2	6	0	1.000	2	5	3	.625	0	0
THOMAS, Travis	7	2	5	0	1.000	0	2	2	.500	0	0
MARTIN, Brooks	4	4	0	0	1.000	0	0	0	---	0	0
RIVERA, Karter	3	1	2	0	1.000	0	3	1	.750	0	0
WATTS, Alan	3	2	1	0	1.000	0	3	0	1.000	0	0
KRUIHOF, Adam	2	1	1	0	1.000	0	1	0	1.000	0	0
OLIVO, Michael	2	2	0	0	1.000	0	0	0	---	0	0
McQUAIG, Miles	1	0	1	0	1.000	0	0	1	.000	0	0
DEAL, Andrew	1	0	1	0	1.000	0	2	0	1.000	0	0
BALLARD, Jordan	477	451	22	4	.992	28	0	0	---	0	0
DICKINSON, Rob	81	79	1	1	.988	0	0	0	---	0	0
TOPPING, Justin	67	60	6	1	.985	1	10	3	.769	1	0
HAITSUKA, Alex	331	282	43	6	.982	2	46	18	.719	9	0
MORLEY, Jacob	76	72	2	2	.974	0	0	0	---	0	0
SPANGENBERG, Cory	207	75	125	7	.966	18	0	0	---	0	0
SULLIVAN, Graham	86	78	5	3	.965	1	0	0	---	0	0
FARLEY, Jason	28	3	24	1	.964	2	5	5	.500	0	0
MONTAGUE, Andrew	53	43	8	2	.962	0	6	2	.750	1	1
MYERS, Steele	52	14	36	2	.962	5	0	0	---	0	0
ROBERTS, Sam	148	39	102	7	.953	12	5	4	.556	0	0
PICCIRILLI, George	19	9	9	1	.947	2	0	0	---	0	0
BIAGINI, Tanner	83	19	57	7	.916	5	0	0	---	0	0
WORTHINGTON, Chase	57	18	34	5	.912	1	0	0	---	0	0
DEVINE, Michael	7	1	5	1	.857	0	9	0	1.000	0	0
DUTY, Chris	12	2	8	2	.833	0	4	4	.500	0	0
COWGILL, Coby	9	3	4	2	.778	0	4	1	.800	0	0
LOPEZ, Adam	20	1	14	5	.750	0	13	5	.722	0	0
GARRETT, John	7	0	5	2	.714	0	3	0	1.000	0	0
KEETON, Erickson	1	0	0	1	.000	0	0	0	---	0	0
FLAHERTY, Collin	0	0	0	0	.000	0	0	0	---	0	0
BAREFOOT, Ryan	0	0	0	0	.000	0	3	2	.600	0	0
Totals	1876	1286	528	62	.967	29	62	28	.689	11	1
Opponents	1826	1248	510	68	.963	30	69	32	.683	15	0

Hitting minimums - 2.0 AB/Game
Pitching minimums - 1.0 IP/Game

2010 VMI Baseball
Conference statistics for VMI (as of May 17, 2010)
(Big South games only Sorted by Batting avg)

Record: 12-12 Home: 4-8 Away: 8-4 Big South: 12-12

Player	avg	gp-gs	ab	r	h	2b	3b	hr	rbi	tb	slg%	bb	hp	so	gdp	ob%	sf	sh	sb-att	po	a	e	fld%	
SULLIVAN, Graham	.363	24-24	102	16	37	6	1	5	24	60	.588	7	1	24	2	.405	1	1	2-4	46	3	2	.961	
SPANGENBERG, Cory	.354	24-24	96	28	34	6	3	4	21	58	.604	11	2	22	2	.423	2	3	7-10	40	70	3	.973	
BALLARD, Jordan	.326	24-24	95	23	31	6	0	10	31	67	.705	10	2	19	1	.391	3	0	1-1	227	9	3	.987	
ROBERTS, Sam	.319	24-24	91	20	29	7	0	0	11	36	.396	21	2	14	3	.452	1	2	2-5	22	45	5	.931	
DICKINSON, Rob	.311	23-19	74	10	23	7	0	0	7	30	.405	3	2	13	1	.350	1	0	3-5	49	1	0	1.000	
MORLEY, Jacob	.308	21-20	65	11	20	3	0	2	11	29	.446	4	1	23	0	.357	0	7	3-3	37	0	1	.974	
HAITSUKA, Alex	.301	24-23	83	20	25	3	1	5	16	45	.542	10	5	24	3	.408	0	1	3-4	154	26	2	.989	
BIAGINI, Tanner	.186	15-15	59	7	11	4	0	0	7	15	.254	5	1	12	1	.258	1	2	2-2	4	21	1	.962	

WORTHINGTON, Chase	.341	19-12	41	3	14	2	0	0	3	16	.390	2	2	10	0	.391	1	0	0-0	14	22	4	.900	
TOPPING, Justin	.289	15-10	45	3	13	3	0	2	7	22	.489	1	1	5	1	.319	0	2	0-0	6	0	0	1.000	
RIVERS, Ombri	.280	12-7	25	4	7	2	0	0	3	9	.360	0	3	8	1	.357	0	1	2-3	16	1	0	1.000	
PICCIRILLI, George	.250	7-3	12	3	3	1	0	0	1	4	.333	2	0	3	0	.357	0	0	0-1	0	2	0	1.000	
MYERS, Steele	.172	8-8	29	4	5	1	0	0	3	6	.207	0	1	7	0	.194	1	1	0-0	12	23	1	.972	
MONTAGUE, Andrew	.167	4-2	6	0	1	0	0	0	0	1	.167	0	0	1	0	.167	0	0	0-0	5	0	0	1.000	
KEETON, Erickson	.000	2-1	3	0	0	0	0	0	0	0	.000	1	0	1	0	.250	0	0	0-0	0	0	0	.000	
FARLEY, Jason	.000	1-0	1	0	0	0	0	0	0	0	.000	0	0	0	0	.000	0	0	0-0	3	17	1	.952	
MARTIN, Brooks	.000	2-0	0	0	0	0	0	0	0	0	.000	0	0	0	0	.000	0	0	0-0	0	0	0	.000	
Totals	.306	24	827	152	253	51	5	28	145	398	.481	77	23	186	15	.376	11	20	25-38	638	266	30	.968	
Opponents	.302	24	844	154	255	64	6	19	135	388	.460	75	27	163	12	.374	9	11	28-45	636	262	23	.975	

LOB - Team (170), Opp (174). DPs turned - Team (15), Opp (19). IBB - Team (2), SULLIVAN, G. 1, HAITSUKA, A. 1, Opp (1).

Picked off - SULLIVAN, G. 3, SPANGENBERG 3, PICCIRILLI, G 1, ROBERTS, S. 1, WORTHINGTON 1.

(Big South games only Sorted by Earned run avg)

Player	era	w-l	app	gs	cg	sho	sv	ip	h	r	er	bb	so	2b	3b	hr	b/avg	wp	hp	bk	sfa	sha		
FARLEY, Jason	3.53	3-2	8	8	1	0/0	0	51.0	50	24	20	11	25	10	3	5	.256	4	5	2	2	3		
LOPEZ, Adam	5.20	3-3	8	8	0	0/0	0	45.0	54	33	26	18	52	15	2	4	.302	10	3	2	1	2		
ROBERTS, Sam	6.58	3-3	8	8	0	0/0	0	39.2	50	34	29	18	24	15	0	3	.313	2	8	1	2	2		

McQUAIG, Miles	0.00	0-0	3	0	0	0/0	0	2.1	1	0	0	2	2	0	0	0	.143	1	0	1	0	0		
DEVINE, Michael	2.49	1-1	11	0	0	0/0	5	21.2	17	7	6	7	20	4	0	1	.218	4	2	0	0	0		
WATTS, Alan	3.00	0-0	6	0	0	0/0	0	12.0	8	5	4	4	12	2	0	0	.182	2	2	0	0	0		
BROWN, Jeremy	6.00	0-0	5	0	0	0/0	0	3.0	7	4	2	1	1	1	0	1	.438	1	1	0	0	0		
GARRETT, John	6.75	2-1	8	0	0	0/0	0	13.1	20	11	10	3	8	4	1	0	.364	2	2	0	2	2		
KRUITHOF, Adam	7.71	0-0	2	0	0	0/0	0	2.1	3	2	2	1	2	0	0	0	.333	0	0	0	1	0		
DUTY, Chris	8.10	0-1	7	0	0	0/0	1	13.1	18	12	12	4	12	6	0	1	.327	1	2	0	0	1		
THOMAS, Travis	17.18	0-0	3	0	0	0/0	0	3.2	10	7	7	2	2	3	0	1	.556	0	1	0	0	0		
RIVERA, Karter	18.00	0-0	2	0	0	0/0	0	2.0	5	4	4	0	2	2	0	1	.556	0	0	0	0	1		
BAREFOOT, Ryan	20.25	0-1	2	0	0	0/0	0	2.2	6	6	6	2	1	2	0	1	.500	1	1	0	0	0		
COWGILL, Coby	67.50	0-0	2	0	0	0/0	0	0.2	6	5	5	2	0	0	0	1	.857	0	0	1	1	0		
Totals	5.63	12-12	24	24	1	0/0	6	212.2	255	154	133	75	163	64	6	19	.302	28	27	7	9	11		
Opponents	5.69	12-12	24	24	3	2/2	5	212.0	253	152	134	77	186	51	5	28	.306	9	23	3	11	20		

PB - Team (5), HAITSUKA, A. 5, Opp (7). Pickoffs - Team (9), LOPEZ, A. 2, DEVINE, M. 2, FARLEY, J. 2, DUTY, C. 1, ROBERTS, S. 1, RIVERA, K. 1, Opp (9). SBA/ATT - HAITSUKA, A. (27-40), LOPEZ, A. (9-14), DEVINE, M. (6-6), FARLEY, J. (2-5), ROBERTS, S. (3-5), GARRETT, J. (3-3), THOMAS, T. (1-3), BAREFOOT, R. (1-3), WATTS, A. (2-2), DUTY, C. (0-2), TOPPING, J. (1-1), McQUAIG, M. (0-1), BROWN, J. (1-1).

2010 VMI Baseball
Game Results for VMI (as of May 17, 2010)
(All games)

Date	Opponent	Score	Inns	Overall	Big South	Pitcher of record	Attend	Time
Feb 20, 2010	BUCKNELL-1	w 9-4	7	1-0-0	0-0-0	BROWN, J. (W 1-0)	303	1:58
Feb 20, 2010	BUCKNELL-2	w 6-5	9	2-0-0	0-0-0	DUTY, C. (W 1-0)	303	2:35
Feb 21, 2010	BUCKNELL	w 8-2	9	3-0-0	0-0-0	ROBERTS, S. (W 1-0)	309	2:33
Feb 27, 2010	LAFAYETTE-1	w 16-8	7	4-0-0	0-0-0	LOPEZ, A. (W 1-0)	209	2:40
Feb 27, 2010	LAFAYETTE-2	w 14-2	9	5-0-0	0-0-0	COWGILL, C. (W 1-0)	209	2:35
Feb 28, 2010	LAFAYETTE	w 7-6	9	6-0-0	0-0-0	DEVINE, M. (W 1-0)	175	2:50
Mar 02, 2010	at Maryland	w 7-6	(11)	7-0-0	0-0-0	GARRETT, J. (W 1-0)	127	3:46
Mar 05, 2010	UMES	w 18-4	9	8-0-0	0-0-0	LOPEZ, A. (W 2-0)	185	2:45
Mar 06, 2010	UMES	w 20-1	9	9-0-0	0-0-0	COWGILL, C. (W 2-0)	321	2:42
Mar 07, 2010	UMES	w 8-4	9	10-0-0	0-0-0	ROBERTS, S. (W 2-0)	309	2:17
Mar 08, 2010	BRYANT	L 5-8	9	10-1-0	0-0-0	FARLEY, J. (L 0-1)	117	7:13
Mar 11, 2010	LA SALLE	w 12-8	9	11-1-0	0-0-0	THOMAS, T. (W 2-0)	103	2:37
Mar 13, 2010	LA SALLE-1	w 5-3	7	12-1-0	0-0-0	DEVINE, M. (W 2-0)	157	2:08
Mar 13, 2010	LA SALLE-2	w 14-4	7	13-1-0	0-0-0	FARLEY, J. (W 1-1)	209	2:08
Mar 14, 2010	LA SALLE	w 11-1	9	14-1-0	0-0-0	ROBERTS, S. (W 3-0)	273	2:35
Mar 16, 2010	at The Citadel	w 4-3	9	15-1-0	0-0-0	DEVINE, M. (W 3-0)	854	2:54
Mar 17, 2010	at The Citadel	w 12-1	9	16-1-0	0-0-0	COWGILL, C. (W 3-0)	210	2:35
* Mar 19, 2010	at High Point	w 5-4	9	17-1-0	1-0-0	LOPEZ, A. (W 3-0)	502	3:03
* Mar 20, 2010	at High Point	w 5-2	9	18-1-0	2-0-0	FARLEY, J. (W 2-1)	518	2:40
* Mar 21, 2010	at High Point	L 14-15	9	18-2-0	2-1-0	DEVINE, M. (L 3-1)	372	3:55
Mar 24, 2010	at James Madison	L 13-17	9	18-3-0	2-1-0	RIVERA, K. (L 0-1)	613	3:43
* Mar 26, 2010	CHARLESTON SOUTHERN	w 13-3	9	19-3-0	3-1-0	LOPEZ, A. (W 4-0)	273	2:43
* Mar 27, 2010	CHARLESTON SOUTHERN-1	L 0-1	9	19-4-0	3-2-0	ROBERTS, S. (L 3-1)	323	2:19
* Mar 27, 2010	CHARLESTON SOUTHERN-2	w 7-2	9	20-4-0	4-2-0	FARLEY, J. (W 3-1)	323	2:32
Mar 30, 2010	at Virginia Tech	L 3-11	9	20-5-0	4-2-0	COWGILL, C. (L 3-1)	161	2:57
* Apr 02, 2010	at UNC Asheville	w 7-5	9	21-5-0	5-2-0	GARRETT, J. (W 2-0)	256	2:32
* Apr 03, 2010	at UNC Asheville-1	w 7-2	9	22-5-0	6-2-0	ROBERTS, S. (W 4-1)	-	2:40
* Apr 03, 2010	at UNC Asheville-2	w 2-1	9	23-5-0	7-2-0	GARRETT, J. (W 2-0)	578	2:20
Apr 06, 2010	LONGWOOD	w 14-1	9	24-5-0	7-2-0	BROWN, J. (W 2-0)	329	2:25
Apr 07, 2010	JAMES MADISON	w 3-2	9	25-5-0	7-2-0	GARRETT, J. (W 4-0)	307	2:50
* Apr 09, 2010	at Gardner-Webb	w 7-5	9	26-5-0	8-2-0	FARLEY, J. (W 4-1)	112	2:49
* Apr 10, 2010	at Gardner-Webb	w 13-6	9	27-5-0	9-2-0	LOPEZ, A. (W 5-0)	145	3:05
* Apr 11, 2010	at Gardner-Webb	w 16-10	9	28-5-0	10-2-0	ROBERTS, S. (W 5-1)	175	3:09
Apr 14, 2010	#1 VIRGINIA	w 12-3	9	29-5-0	10-2-0	DUTY, C. (W 2-0)	1463	3:28
* Apr 16, 2010	at Liberty	L 9-12	9	29-6-0	10-3-0	GARRETT, J. (L 4-1)	2431	2:50
* Apr 17, 2010	at Liberty	L 6-9	9	29-7-0	10-4-0	DUTY, C. (L 2-1)	2878	3:19
* Apr 18, 2010	at Liberty	L 8-13	9	29-8-0	10-5-0	ROBERTS, S. (L 5-2)	643	3:33
Apr 20, 2010	VCU	L 4-11	9	29-9-0	10-5-0	BROWN, J. (L 2-1)	209	2:53
* Apr 23, 2010	#7 COASTAL CAROLINA	L 0-7	9	29-10-0	10-6-0	LOPEZ, A. (L 5-1)	337	3:06
* Apr 24, 2010	#7 COASTAL CAROLINA	L 2-3	9	29-11-0	10-7-0	FARLEY, J. (L 4-2)	978	2:30
* Apr 25, 2010	#7 COASTAL CAROLINA	L 2-6	9	29-12-0	10-8-0	ROBERTS, S. (L 5-3)	479	2:54
Apr 27, 2010	#18 VIRGINIA TECH	L 2-9	9	29-13-0	10-8-0	BROWN, J. (L 2-2)	509	2:50
Apr 28, 2010	at VCU	L 3-7	9	29-14-0	10-8-0	KRUITHOF, A. (L 0-1)	720	3:04
* Apr 30, 2010	RADFORD	L 2-9	9	29-15-0	10-9-0	LOPEZ, A. (L 5-2)	379	2:45
* May 01, 2010	RADFORD	L 6-15	9	29-16-0	10-10-0	BAREFOOT, R. (L 0-1)	409	3:21
* May 02, 2010	RADFORD	w 7-5	9	30-16-0	11-10-0	ROBERTS, S. (W 6-3)	423	2:28
* May 14, 2010	WINTHROP	L 5-6	9	30-17-0	11-11-0	LOPEZ, A. (L 5-3)	309	2:46
* May 15, 2010	WINTHROP	L 2-8	9	30-18-0	11-12-0	FARLEY, J. (L 4-3)	439	2:52
* May 16, 2010	WINTHROP	w 7-5	9	31-18-0	12-12-0	DEVINE, M. (W 4-1)	327	3:08

() extra inning game

2010 VMI Baseball
Games Summary for VMI (as of May 17, 2010)
(All games)

Score by innings	1	2	3	4	5	6	7	8	9	EX	Total
VMI	73	32	38	39	58	46	41	32	22	1	382
Opponents	50	29	28	30	23	52	23	33	17	0	285

Record when ...

Overall	31-18	After 6 leading	23-1
Conference	12-12 trailing	4-16
Non-Conference	19-6 tied	4-1
Home games	20-11	After 7 leading	22-0
Away games	11-7 trailing	2-18
Neutral site	0-0 tied	3-0
Day games	25-8	After 8 leading	22-0
Night games	6-10 trailing	1-18
vs Left starter	8-7 tied	4-0
vs Right starter	23-11		
1-Run games	7-4	Hit 0 home runs	3-8
2-Run games	5-0	... 1 home run	13-6
5+Run games	16-8	... 2+ home runs	15-4
Extra innings	1-0		
Shutouts	0-2	Opponent 0 home runs	24-6
	 1 home run	7-4
Scoring 0-2 runs	1-7 2+ HRs	0-8
..... 3-5 runs	5-5		
..... 6-9 runs	12-4	Made 0 errors	11-2
..... 10+ runs	13-2	... 1 error	10-9
		... 2+ errors	10-7
Opponent 0-2 runs	11-1		
..... 3-5 runs	14-1	Opp. made 0 errors	11-7
..... 6-9 runs	5-9 1 error	8-5
..... 10+ runs	1-7 2+ errors	12-6
Scored in 1st inning	16-8	Out-hit opponent	27-2
Opp. scored in 1st	17-10	Out-hit by opponent	3-16
Scores first	13-4	Hits are tied	1-0
Opp. scores first	18-14		

Record when team scores:

Runs	0	1	2	3	4	5	6	7	8	9	10+
W-L	0-2	0-0	1-5	1-2	1-1	3-2	1-2	8-0	2-1	1-1	13-2

Record when opponent scores:

Runs	0	1	2	3	4	5	6	7	8	9	10+
W-L	0-0	5-1	6-0	4-1	5-0	5-0	3-2	0-2	2-2	0-3	1-7

Record when leading after:

Inn.	1	2	3	4	5	6	7	8
W-L	14-3	17-3	18-4	22-3	23-3	23-1	22-0	22-0

Record when trailing after:

Inn.	1	2	3	4	5	6	7	8
W-L	8-8	9-13	5-14	5-15	5-14	4-16	2-18	1-18

Record when tied after:

Inn.	1	2	3	4	5	6	7	8
W-L	9-7	5-2	8-0	4-0	3-1	4-1	3-0	4-0

Current winning streak: 1
 Longest winning streak: 10
 Longest losing streak: 11

Home attendance : 10998 (31 dates avg = 354)
 Away attendance : 11295 (17 dates avg = 664)
 Total attendance: 22293 (48 dates avg = 464)

2010 VMI Baseball
Team Game-by-Game for VMI (as of May 17, 2010)
Batting (All games)

Date	Opponent	ab	r	h	rbi	2b	3b	hr	bb	ibb	sb	cs	hbp	sac	sf	qdp	k	po	a	e	avg
Feb 20	BUCKNELL	27	9	11	8	3	0	4	3	0	2	0	0	0	0	0	7	21	6	2	.407
Feb 20	BUCKNELL	34	6	12	6	1	0	1	0	0	0	0	0	1	0	1	5	27	11	0	.377
Feb 21	BUCKNELL	34	8	10	5	4	0	1	2	0	3	1	0	0	0	1	6	27	12	0	.347
Feb 27	LAFAYETTE	34	16	14	15	2	0	3	6	0	1	0	2	0	0	0	5	21	7	2	.364
Feb 27	LAFAYETTE	40	14	18	14	4	0	5	4	0	2	0	1	0	1	0	6	27	12	0	.385
Feb 28	LAFAYETTE	37	7	14	7	0	0	2	2	1	1	1	0	2	0	0	9	27	13	0	.383
Mar 02	at Maryland	43	7	10	6	2	0	1	3	0	3	1	0	2	0	0	10	33	16	3	.357
Mar 05	UMES	43	18	22	18	8	1	2	2	0	3	1	2	1	0	0	10	27	8	1	.380
Mar 06	UMES	50	20	23	17	6	0	3	2	0	3	1	1	0	1	0	6	27	11	0	.392
Mar 07	UMES	32	8	9	8	2	1	0	3	0	2	1	0	0	1	0	4	27	17	3	.382
Mar 08	BRYANT	38	5	11	5	2	1	2	0	0	3	0	0	0	0	0	7	27	9	4	.374
Mar 11	LA SALLE	33	12	12	12	4	0	3	7	0	4	4	0	1	0	0	7	27	11	2	.373
Mar 13	LA SALLE	25	5	7	5	3	0	1	1	0	1	0	1	1	1	0	3	21	9	2	.368
Mar 13	LA SALLE	26	14	13	14	2	0	5	5	0	3	1	0	2	1	1	3	21	13	1	.375
Mar 14	LA SALLE	40	11	18	11	4	0	2	1	0	3	1	1	0	1	0	6	27	17	1	.381
Mar 16	at The Citadel	37	4	9	4	1	0	0	1	0	0	1	1	0	0	0	6	27	11	1	.372
Mar 17	at The Citadel	44	12	18	10	0	0	1	5	0	3	0	1	1	0	0	7	27	8	1	.374
*Mar 19	at High Point	33	5	9	3	2	0	1	8	0	5	1	0	0	0	0	10	27	4	2	.369
*Mar 20	at High Point	36	5	13	4	3	0	1	3	0	0	0	1	3	0	0	3	27	14	1	.369
*Mar 21	at High Point	43	14	18	14	4	0	1	12	0	0	0	1	2	0	0	6	26	10	1	.372
Mar 24	at James Madison	44	13	16	12	6	2	1	5	0	1	2	0	0	1	0	7	24	9	3	.371
*Mar 26	CHARLESTON SOUTH	37	13	15	12	1	1	3	3	0	6	0	0	1	0	1	5	27	11	1	.373
*Mar 27	CHARLESTON SOUTH	29	0	2	0	1	0	0	2	0	2	0	0	0	0	0	13	27	13	0	.362
*Mar 27	CHARLESTON SOUTH	32	7	11	7	1	0	1	6	0	1	0	0	1	1	2	7	27	13	0	.362
Mar 30	at Virginia Tech	33	3	6	2	1	0	0	1	0	0	0	0	0	1	0	16	24	9	1	.355
*Apr 02	at UNC Asheville	36	7	12	7	2	1	1	4	0	0	0	1	3	0	0	5	27	14	1	.354
*Apr 03	at UNC Asheville	37	7	11	5	4	0	1	0	0	0	1	0	1	0	0	9	27	9	0	.352
*Apr 03	at UNC Asheville	32	2	8	2	4	0	0	1	0	1	1	1	1	0	0	6	27	17	0	.349
Apr 06	LONGWOOD	39	14	16	13	1	1	4	2	0	3	0	3	0	0	1	1	27	8	1	.351
Apr 07	JAMES MADISON	32	3	9	3	4	0	1	4	0	0	1	0	0	0	0	6	27	12	0	.349
*Apr 09	at Gardner-Webb	37	7	12	7	2	1	3	3	0	2	1	0	0	1	0	4	27	12	1	.348
*Apr 10	at Gardner-Webb	40	13	17	13	3	1	3	2	0	2	1	0	1	3	1	5	27	8	2	.351
*Apr 11	at Gardner-Webb	44	16	19	17	5	0	2	2	0	0	1	2	0	1	0	7	27	9	3	.354
Apr 14	VIRGINIA	37	12	15	11	5	0	2	2	0	0	0	0	2	1	0	11	27	4	0	.355
*Apr 16	at Liberty	34	9	10	9	2	0	3	2	0	0	1	4	0	1	1	8	24	4	1	.354
*Apr 17	at Liberty	36	6	11	6	2	0	0	4	0	1	0	4	0	0	2	7	24	12	4	.352
*Apr 18	at Liberty	41	8	16	7	3	0	1	3	0	2	1	1	0	0	1	9	24	11	2	.354
Apr 20	VCU	37	4	11	4	1	0	2	5	0	1	1	0	0	0	0	12	27	9	1	.352
*Apr 23	COASTAL CAROLINA	31	0	4	0	1	0	0	5	0	0	0	1	0	0	1	13	27	16	1	.347
*Apr 24	COASTAL CAROLINA	28	2	7	2	1	0	1	1	0	0	0	2	2	1	1	8	27	19	1	.345
*Apr 25	COASTAL CAROLINA	31	2	5	2	1	0	0	2	0	1	2	0	0	0	0	15	27	17	1	.341
Apr 27	VIRGINIA TECH	28	2	5	2	0	0	1	2	0	2	2	0	1	0	1	7	27	9	2	.338
Apr 28	at VCU	32	3	6	2	1	0	0	3	0	0	0	2	1	0	0	7	24	11	1	.335
*Apr 30	RADFORD	31	2	8	1	1	1	1	1	0	1	1	1	0	0	4	9	27	8	3	.334
*May 01	RADFORD	35	6	9	6	1	0	0	0	0	0	0	0	2	0	0	8	27	9	2	.332
*May 02	RADFORD	29	7	10	7	0	0	1	3	0	1	1	2	2	2	0	3	27	8	0	.332
*May 14	WINTHROP	30	5	5	5	1	0	3	3	0	0	0	0	0	0	0	12	27	10	1	.329
*May 15	WINTHROP	31	2	8	2	2	0	0	3	0	0	1	1	0	1	0	8	27	12	0	.328
*May 16	WINTHROP	34	7	13	7	4	0	1	4	2	0	0	1	1	0	1	6	27	6	2	.329
Totals		1726	382	568	359	118	11	75	148	3	69	32	38	35	20	20	360	1286	528	62	.329

2010 VMI Baseball
Team Game-by-Game for VMI (as of May 17, 2010)
Pitching (All games)

Date	Opponent	ip	h	r	er	bb	so	2b	3b	hr	wp	bk	hbp	dp	ibb	score	w-l	sv	era
Feb 20	BUCKNELL	7.0	8	4	3	1	10	2	0	1	0	0	0	0	0	9-4	1-0	0	3.86
Feb 20	BUCKNELL	9.0	8	5	5	7	11	2	0	0	1	0	1	0	0	6-5	2-0	1	4.50
Feb 21	BUCKNELL	9.0	7	2	2	3	7	0	0	0	0	0	2	1	0	8-2	3-0	1	3.60
Feb 27	LAFAYETTE	7.0	13	8	6	2	6	0	0	0	1	1	0	1	0	16-8	4-0	1	4.50
Feb 27	LAFAYETTE	9.0	5	2	2	2	6	1	0	0	0	0	1	3	0	14-2	5-0	2	3.95
Feb 28	LAFAYETTE	9.0	13	6	6	4	9	2	0	0	0	0	2	2	0	7-6	6-0	2	4.32
Mar 02	at Maryland	11.0	8	6	4	3	7	1	0	1	2	0	2	0	0	7-6	7-0	2	4.13
Mar 05	UMES	9.0	8	4	3	1	16	3	0	0	0	0	0	0	0	18-4	8-0	2	3.99
Mar 06	UMES	9.0	4	1	1	0	15	1	0	0	0	0	1	0	0	20-1	9-0	2	3.65
Mar 07	UMES	9.0	4	4	2	1	9	1	0	0	1	0	4	1	0	8-4	10-0	3	3.48
Mar 08	BRYANT	9.0	12	8	4	4	14	3	0	0	0	0	3	0	0	5-8	10-1	3	3.53
Mar 11	LA SALLE	9.0	15	8	6	1	6	1	0	1	2	0	2	0	0	12-8	11-1	3	3.74
Mar 13	LA SALLE	7.0	4	3	3	3	7	1	1	0	2	1	0	0	0	5-3	12-1	3	3.74
Mar 13	LA SALLE	7.0	12	4	4	1	5	3	0	0	1	0	0	2	0	14-4	13-1	3	3.83
Mar 14	LA SALLE	9.0	3	1	1	5	7	0	0	0	1	0	0	2	0	11-1	14-1	3	3.63
Mar 16	at The Citadel	9.0	9	3	3	4	9	3	0	0	2	1	3	0	0	4-3	15-1	4	3.59
Mar 17	at The Citadel	9.0	4	1	0	2	9	2	0	0	0	0	0	0	0	12-1	16-1	4	3.37
*Mar 19	at High Point	9.0	11	4	3	0	10	3	0	0	1	0	1	0	0	5-4	17-1	5	3.35
*Mar 20	at High Point	9.0	6	2	2	1	2	1	1	0	0	0	2	0	0	5-2	18-1	6	3.27
*Mar 21	at High Point	8.2	17	15	15	5	4	5	0	2	0	0	4	0	0	14-15	18-2	6	3.89
Mar 24	at James Madison	8.0	17	17	12	9	9	3	1	2	2	1	1	0	0	13-17	18-3	6	4.31
*Mar 26	CHARLESTON SOUTH	9.0	8	3	3	2	10	0	0	0	1	0	0	0	0	13-3	19-3	6	4.25
*Mar 27	CHARLESTON SOUTH	9.0	5	1	1	5	4	1	0	0	0	0	2	1	0	0-1	19-4	6	4.10
*Mar 27	CHARLESTON SOUTH	9.0	5	2	2	1	6	1	0	0	2	0	1	2	0	7-2	20-4	6	4.01
Mar 30	at Virginia Tech	8.0	12	11	10	4	8	5	1	0	3	0	3	0	0	3-11	20-5	6	4.28
*Apr 02	at UNC Asheville	9.0	7	5	5	3	6	1	0	0	4	0	3	1	0	7-5	21-5	7	4.31
*Apr 03	at UNC Asheville	9.0	8	2	2	2	5	3	0	0	1	0	0	1	0	7-2	22-5	8	4.22
*Apr 03	at UNC Asheville	9.0	5	1	1	2	4	3	0	0	1	1	0	2	0	2-1	23-5	8	4.10
Apr 06	LONGWOOD	9.0	8	1	1	3	10	4	0	0	0	0	1	1	0	14-1	24-5	8	3.99
Apr 07	JAMES MADISON	9.0	10	2	2	2	10	2	0	1	1	0	1	0	0	3-2	25-5	9	3.92
*Apr 09	at Gardner-Webb	9.0	11	5	3	2	5	2	2	0	0	0	1	1	0	7-5	26-5	10	3.89
*Apr 10	at Gardner-Webb	9.0	10	6	3	5	9	4	0	0	2	0	0	0	0	13-6	27-5	10	3.86
*Apr 11	at Gardner-Webb	9.0	12	10	6	3	5	2	0	1	1	0	2	1	0	16-10	28-5	10	3.93
Apr 14	VIRGINIA	9.0	7	3	3	5	10	1	0	1	1	0	2	1	0	12-3	29-5	10	3.90
*Apr 16	at Liberty	8.0	12	12	11	4	7	2	1	1	3	1	2	0	1	9-12	29-6	10	4.12
*Apr 17	at Liberty	8.0	12	9	6	2	2	2	0	1	1	1	3	2	0	6-9	29-7	10	4.19
*Apr 18	at Liberty	8.0	19	13	11	2	7	4	0	0	0	1	1	1	0	8-13	29-8	10	4.39
Apr 20	VCU	9.0	15	11	11	1	7	0	1	4	1	0	1	0	0	4-11	29-9	10	4.57
*Apr 23	COASTAL CAROLINA	9.0	11	7	5	7	6	4	1	0	2	1	0	0	0	0-7	29-10	10	4.58
*Apr 24	COASTAL CAROLINA	9.0	6	3	2	1	4	0	0	1	2	0	1	2	0	2-3	29-11	10	4.52
*Apr 25	COASTAL CAROLINA	9.0	12	6	6	4	8	2	0	3	1	0	0	0	0	2-6	29-12	10	4.55
Apr 27	VIRGINIA TECH	9.0	12	9	7	7	8	1	1	2	0	0	2	0	0	2-9	29-13	10	4.61
Apr 28	at VCU	8.0	11	7	7	1	11	2	0	0	2	0	1	0	0	3-7	29-14	10	4.68
*Apr 30	RADFORD	9.0	13	9	8	2	13	5	0	1	2	0	1	0	0	2-9	29-15	10	4.76
*May 01	RADFORD	9.0	20	15	15	8	9	3	0	4	0	1	1	0	0	6-15	29-16	10	5.00
*May 02	RADFORD	9.0	7	5	5	3	12	1	0	1	0	0	1	0	0	7-5	30-16	11	5.00
*May 14	WINTHROP	9.0	12	6	6	5	9	3	1	2	1	0	0	0	0	5-6	30-17	11	5.02
*May 15	WINTHROP	9.0	15	8	8	2	10	5	0	2	1	1	1	1	0	2-8	30-18	11	5.08
*May 16	WINTHROP	9.0	11	5	4	4	6	7	0	0	2	0	0	0	0	7-5	31-18	11	5.06
Totals		428.2	484	285	241	151	389	108	11	32	51	11	60	29	1	382-285	31-18	11	5.06

2010 VMI Baseball
 AB-R-H-RBI Breakdown for VMI (as of May 17, 2010)
 (All games)

Opponent	Date	#26 BALLARD,J	#24 BIAGINI,T	#31 DICKINSON	#11 FARLEY,J	#18 FLAHERTY	#28 HAITSUKA,	#35 KEETON,E	#16 MARTIN,B	#36 McQUAIG,	#30 MONTAGU	#8 MORLEY,J
Bucknell	Feb 20	2-0-0-0	4-2-2-1	1-0-0-0	2-2-2-3	3-0-0-0
Bucknell	Feb 20	4-0-1-0	4-1-1-0	4-2-3-1	2-1-1-0
Bucknell	Feb 21	4-2-1-0	3-1-1-0	4-1-2-1
Lafayette	Feb 27	4-2-0-0	3-3-3-2	4-2-2-3	3-1-1-0	Def	3-2-2-4
Lafayette	Feb 27	5-2-3-1	5-0-1-1	4-2-2-2	3-0-0-1	3-3-3-2
Lafayette	Feb 28	5-0-1-0	4-1-3-1	4-0-1-0	4-1-2-0	3-1-2-2
Maryland	Mar 02	5-1-1-2	5-1-1-1	Def	3-0-2-0	3-0-1-0	0-1-0-0	5-0-0-0
UMES	Mar 05	4-0-0-0	4-1-1-0	1-0-0-0	1-0-0-0	3-2-2-1	Def	1-1-1-0	5-2-2-1
UMES	Mar 06	4-0-1-0	3-0-0-0	2-1-0-0	2-0-1-0	1-0-1-0	6-3-3-2	3-1-1-1
UMES	Mar 07	4-0-0-0	4-1-1-0	1-0-0-0	4-2-2-1	4-0-1-2
Bryant	Mar 08	2-1-1-1	4-0-1-0	2-0-0-0	4-0-1-0	1-0-0-0	4-1-1-0
La Salle	Mar 11	3-2-2-5	3-3-1-0	1-0-1-0	4-1-1-1	4-1-1-1
La Salle	Mar 13	2-0-0-0	3-0-0-0	2-1-1-1	1-0-0-0	1-0-0-0	2-1-1-1	2-0-0-0
La Salle	Mar 13	3-3-2-4	3-3-3-2	2-1-1-2	4-1-2-2	3-0-0-0
La Salle	Mar 14	4-1-3-4	5-2-2-2	3-0-3-1	1-0-0-0	Def	4-1-1-0
The Citadel	Mar 16	4-0-1-1	5-0-0-0	4-0-0-0	3-1-1-0	4-0-0-0	4-2-2-0
The Citadel	Mar 17	5-1-2-2	5-2-3-0	5-1-3-1	5-0-4-2	5-1-2-2	3-0-0-0
High Point	Mar 19	4-1-2-0	4-0-1-0	2-0-0-0	4-0-0-0	3-0-0-0	4-0-1-0
High Point	Mar 20	5-2-3-2	5-0-1-0	2-0-0-0	4-1-3-0	1-0-0-0
High Point	Mar 21	5-1-2-1	5-1-2-2	4-1-1-2	4-2-2-0	Def	4-1-1-1
James Madison	Mar 24	6-2-2-0	3-1-0-1	4-1-1-1	1-1-1-0	Def	3-1-2-0	5-2-3-3
Charleston Southern	Mar 26	5-1-1-3	5-1-1-1	4-0-0-0	4-2-2-1	2-3-2-1
Charleston Southern	Mar 27	3-0-0-0	4-0-0-0	3-0-1-0	1-0-1-0	3-0-0-0
Charleston Southern	Mar 27	4-2-3-4	4-0-2-2	4-1-2-0	4-0-0-0	4-2-2-0
Virginia Tech	Mar 30	4-1-1-0	4-0-3-1	2-0-0-0	3-0-0-0	3-0-0-0
UNC Asheville	Apr 02	4-2-3-2	4-1-1-0	2-0-0-0	3-1-2-0
UNC Asheville	Apr 03	4-1-2-0	3-0-0-0	4-0-1-0	1-1-0-0	4-0-1-0
UNC Asheville	Apr 03	4-0-1-0	3-0-1-1	4-0-2-0	4-0-0-0	3-0-0-0
Longwood	Apr 06	4-2-1-0	4-0-1-1	4-0-0-0	4-4-4-3	0-1-0-0	1-0-0-0	4-1-2-3
James Madison	Apr 07	4-0-3-0	4-0-0-0	1-0-1-0	4-0-2-0	4-1-1-0
Gardner-Webb	Apr 09	4-0-1-2	5-1-1-0	4-0-1-0	4-0-1-0	4-0-1-0
Gardner-Webb	Apr 10	3-3-2-5	4-1-0-1	5-1-3-1	5-1-2-0	3-2-2-1
Gardner-Webb	Apr 11	5-1-1-1	5-1-1-0	4-3-1-0	5-4-4-5	4-1-2-4
Virginia	Apr 14	4-1-1-3	4-0-2-1	4-1-1-1	4-1-2-0	3-2-1-0
Liberty	Apr 16	4-1-1-1	2-1-0-0	1-0-0-0	3-3-1-3	Def	4-1-2-3
Liberty	Apr 17	5-0-1-0	4-0-1-1	2-2-1-0	4-0-1-1
Liberty	Apr 18	5-2-3-3	3-1-2-0	1-0-0-0	4-0-1-0	Def	2-0-0-0
VCU	Apr 20	5-0-2-0	3-2-2-0	3-0-1-0	1-0-0-0	1-0-0-0	2-0-0-0
Coastal Carolina	Apr 23	3-0-0-0	3-0-2-0	3-0-0-0	4-0-2-0
Coastal Carolina	Apr 24	3-0-0-1	1-0-0-0	4-0-2-0	2-0-0-0
Coastal Carolina	Apr 25	4-0-0-0	2-0-0-0	4-1-0-0	3-0-1-0
Virginia Tech	Apr 27	4-0-0-0	2-1-1-2	1-0-0-0	3-0-0-0	Def	Def	3-0-0-0
VCU	Apr 28	3-0-0-0	4-0-0-0	3-0-1-0	1-0-0-0	1-0-1-0	1-1-0-0
Radford	Apr 30	4-1-1-1	4-0-0-0	3-0-0-0	3-0-1-0	2-0-0-0
Radford	May 01	4-0-1-2	2-0-0-0	4-2-2-1	4-0-0-0	Def
Radford	May 02	2-2-1-1	3-0-1-1	3-2-2-3
Winthrop	May 14	4-1-1-2	3-0-0-0	4-0-0-0	2-0-0-0	4-0-0-0
Winthrop	May 15	3-1-0-0	4-0-1-0	4-0-1-0	2-0-1-0	1-0-0-0
Winthrop	May 16	4-1-1-0	3-1-2-1	3-1-1-4	2-0-0-0

2010 VMI Baseball
 AB-R-H-RBI Breakdown for VMI (as of May 17, 2010)
 (All games)

Opponent	Date	#6 MYERS,S	#38 OLIVO,M	#27 PICCIRILLI,	#34 RIVERS,O	#4 ROBERTS,	#1 SPANGEN	#23 SULLIVAN,	#5 TOPPING,J	#7 WORTHIN
Bucknell	Feb 20	3-0-0-0	3-2-1-0	4-2-4-3	2-1-1-0	3-0-1-1
Bucknell	Feb 20	1-0-0-0	3-1-2-0	4-1-1-2	4-0-1-2	4-0-1-0	4-0-1-1
Bucknell	Feb 21	Def	3-0-0-0	4-0-1-2	4-0-1-0	4-1-2-1	4-1-0-0	4-2-2-1
Lafayette	Feb 27	Def	1-0-0-0	2-1-1-2	4-3-3-3	5-0-0-1	4-2-1-0	1-0-1-0
Lafayette	Feb 27	1-0-0-0	1-0-0-0	1-1-0-0	4-2-2-4	4-1-3-2	5-1-3-1	4-2-1-0
Lafayette	Feb 28	Def	3-1-1-3	0-0-0-0	5-1-1-0	4-1-1-0	5-1-2-1	Def
Maryland	Mar 02	2-0-0-0	3-1-1-0	6-1-2-2	6-1-2-1	4-0-0-0	1-1-0-0
UMES	Mar 05	1-1-1-1	Def	1-0-1-1	3-3-2-1	5-2-2-5	5-2-4-4	5-2-4-3	2-2-2-1	2-0-0-0
UMES	Mar 06	2-2-2-5	2-0-1-1	1-0-0-0	3-2-2-0	3-3-3-5	4-3-1-0	4-2-2-1	4-0-1-2	6-3-4-0
UMES	Mar 07	3-1-2-2	2-2-1-0	3-1-0-0	4-0-1-2	3-1-1-1
Bryant	Mar 08	2-0-0-0	1-0-0-0	5-1-2-0	5-2-2-1	4-0-2-2	4-0-1-1
La Salle	Mar 11	1-1-0-0	4-1-1-2	5-1-2-0	5-2-3-3	3-0-0-0
La Salle	Mar 13	4-1-1-0	4-1-3-2	2-1-0-0	2-0-1-1
La Salle	Mar 13	1-0-0-0	3-2-2-2	2-2-1-0	3-1-1-1	2-1-1-1
La Salle	Mar 14	4-0-1-0	2-0-1-0	4-2-2-1	5-2-2-1	5-2-2-2	3-1-1-0	Def
The Citadel	Mar 16	4-0-2-1	5-1-3-2	4-0-0-0	Def
The Citadel	Mar 17	1-0-0-0	4-1-0-1	6-2-2-0	5-4-2-2
High Point	Mar 19	0-1-0-0	4-0-2-0	5-1-1-0	3-2-2-3	Def
High Point	Mar 20	3-0-1-1	3-0-0-0	4-1-2-0	4-1-2-1	5-0-1-0	Def
High Point	Mar 21	5-0-2-1	1-0-0-0	4-4-3-2	3-2-1-2	6-2-2-3	2-0-2-0	Def
James Madison	Mar 24	6-1-1-1	5-1-2-1	6-2-3-3	5-1-1-2
Charleston Southern	Mar 26	4-2-3-2	4-3-2-3	5-0-3-1	4-1-1-0
Charleston Southern	Mar 27	3-0-0-0	4-0-0-0	4-0-0-0	4-0-0-0
Charleston Southern	Mar 27	3-1-1-0	2-1-0-1	4-0-1-0	3-0-0-0	Def
Virginia Tech	Mar 30	4-1-1-0	2-0-0-0	3-1-0-0	4-0-0-0	3-0-1-1	1-0-0-0
UNC Asheville	Apr 02	5-1-1-0	5-0-2-2	4-0-0-1	4-1-1-0	5-1-2-2
UNC Asheville	Apr 03	4-1-0-1	5-1-3-1	5-1-2-0	4-2-2-3	3-0-0-0	Def
UNC Asheville	Apr 03	4-0-0-0	3-0-1-0	3-1-1-0	4-1-2-1
Longwood	Apr 06	Def	0-0-0-0	1-0-0-0	Def	4-1-1-0	4-3-3-2	5-1-2-4	3-1-1-0	1-0-1-0
James Madison	Apr 07	4-0-0-0	2-1-1-1	1-0-0-0	4-1-0-0	4-0-1-2
Gardner-Webb	Apr 09	3-1-0-0	4-4-3-2	5-0-2-1	4-1-2-2
Gardner-Webb	Apr 10	6-1-2-1	4-3-2-3	5-0-2-0	5-1-2-1
Gardner-Webb	Apr 11	3-1-0-1	6-1-2-1	6-2-4-3	6-2-4-2	Def	Def
Virginia	Apr 14	3-3-2-4	5-2-3-1	5-1-2-1	5-1-1-0	Def
Liberty	Apr 16	1-2-1-0	4-1-2-1	5-0-1-1	5-0-0-0	4-0-2-0	1-0-0-0
Liberty	Apr 17	1-0-0-0	1-0-0-0	3-1-0-0	4-2-3-0	5-0-0-0	4-1-2-4	3-0-2-0
Liberty	Apr 18	3-0-0-0	1-1-1-0	2-0-0-0	4-1-1-1	5-1-2-1	4-1-2-1	3-0-1-0	4-1-3-1
VCU	Apr 20	1-0-0-0	4-1-2-2	5-1-2-1	4-0-0-0	4-0-0-0	4-0-2-1
Coastal Carolina	Apr 23	5-0-0-0	3-0-0-0	4-0-0-0	3-0-0-0	3-0-0-0
Coastal Carolina	Apr 24	2-0-0-0	2-1-1-0	4-0-1-0	4-1-2-1	3-0-0-0	3-0-1-0
Coastal Carolina	Apr 25	2-0-1-1	1-0-0-0	3-1-1-0	4-0-1-0	4-0-1-1	1-0-0-0	3-0-0-0
Virginia Tech	Apr 27	1-0-0-0	2-0-1-0	0-0-0-0	3-0-1-0	4-0-1-0	3-0-0-0	2-1-1-0
VCU	Apr 28	4-0-1-1	5-0-1-1	4-0-1-0	3-0-0-0	3-2-1-0
Radford	Apr 30	1-0-0-0	4-0-1-0	4-1-1-0	4-0-3-0	2-0-1-0
Radford	May 01	3-1-1-0	5-1-2-1	3-1-1-1	4-0-1-1	2-0-0-0	4-1-1-0
Radford	May 02	3-0-0-0	4-0-2-0	4-1-1-0	4-1-1-0	3-1-1-0	3-0-1-2
Winthrop	May 14	0-1-0-0	2-1-1-0	4-1-1-2	4-1-1-1	3-0-1-0
Winthrop	May 15	2-0-0-0	2-1-1-0	3-0-1-0	3-0-1-2	3-0-1-0	4-0-1-0
Winthrop	May 16	4-2-3-0	2-0-0-0	4-0-1-0	5-1-2-2	3-1-1-0	4-0-2-0

2010 VMI Baseball
IP-H-R-ER-BB-SO Breakdown for VMI (as of May 17, 2010)
(All games)

Opponent	Date	#21 BAREFOOT,R	#3 BROWN,J	#29 COWGILL,C	#32 DEAL,A	#25 DEVINE,M	#22 DUTY,C	#11 FARLEY,J
Bucknell	Feb 20	3.1-5-2-2-0-4
Bucknell	Feb 20	*2.0-3-4-4-4-3	1.0-0-0-0-2-2	3.2-5-1-1-1-5
Bucknell	Feb 21	1.0-0-0-0-0-0	2.0-0-0-0-1-1
Lafayette	Feb 27
Lafayette	Feb 27	*5.0-3-1-1-2-2
Lafayette	Feb 28	4.0-3-0-0-0-4	1.0-1-0-0-1-2	1.0-3-2-2-0-0
Maryland	Mar 02	2.1-2-4-2-2-2	*6.0-4-2-2-0-2
UMES	Mar 05	0.1-0-0-0-0-1
UMES	Mar 06	*6.0-1-0-0-0-9	1.0-0-0-0-0-2
UMES	Mar 07
Bryant	Mar 08	2.1-3-1-1-2-4	1.0-2-1-1-1-2	*4.1-7-6-2-1-6
La Salle	Mar 11	1.1-2-0-0-0-2	*3.0-8-5-5-1-1
La Salle	Mar 13	1.0-0-0-0-0-0
La Salle	Mar 13	*3.0-10-4-4-1-2	4.0-2-0-0-0-3
La Salle	Mar 14	0.1-0-1-1-2-0
The Citadel	Mar 16	4.2-4-1-1-1-4	0.2-1-0-0-0-1	*2.2-3-2-2-3-2
The Citadel	Mar 17	*9.0-4-1-0-2-9
High Point	Mar 19	0.1-2-0-0-0-1	0.1-0-0-0-0-0
High Point	Mar 20	1.0-0-0-0-0-1	*8.0-6-2-2-1-1
High Point	Mar 21	0.1-1-1-1-0-0	2.1-4-2-2-2-1
James Madison	Mar 24	0.1-3-2-2-1-1	*2.1-6-5-5-3-3	0.1-3-2-2-0-0
Charleston Southern	Mar 26	1.1-1-1-1-1-1
Charleston Southern	Mar 27
Charleston Southern	Mar 27	*9.0-5-2-2-1-6
Virginia Tech	Mar 30	0.2-1-1-1-0-0	*2.0-8-7-6-2-1	3.0-0-0-0-1-4
UNC Asheville	Apr 02	2.0-0-0-0-0-3	4.1-4-2-2-1-3
UNC Asheville	Apr 03	0.0-2-0-0-0-0	2.0-1-0-0-0-2
UNC Asheville	Apr 03	*7.1-5-1-1-2-3
Longwood	Apr 06	1.0-1-0-0-0-0	*3.1-5-0-0-1-4	2.2-2-1-1-2-2
James Madison	Apr 07	1.0-1-0-0-0-2	2.0-4-0-0-1-2
Gardner-Webb	Apr 09	2.0-0-0-0-0-2	*6.1-8-4-2-1-3
Gardner-Webb	Apr 10	1.2-4-2-2-0-1
Gardner-Webb	Apr 11	2.0-2-3-1-1-0	0.1-2-3-3-1-0
Virginia	Apr 14	*3.1-5-2-2-3-3	3.0-2-1-1-2-4	1.2-0-0-0-0-2
Liberty	Apr 16
Liberty	Apr 17	2.2-4-1-0-0-1	0.1-3-3-3-0-0	*5.0-5-4-3-2-1
Liberty	Apr 18	0.1-0-0-0-0-0
VCU	Apr 20	2.0-3-1-1-0-1	*3.0-8-6-6-0-3	3.0-4-4-4-1-1
Coastal Carolina	Apr 23
Coastal Carolina	Apr 24	2.2-2-0-0-0-1	*6.1-4-3-2-1-3
Coastal Carolina	Apr 25	3.2-4-1-1-1-4
Virginia Tech	Apr 27	3.0-1-0-0-1-0	*2.2-5-2-1-3-4	2.2-5-5-5-2-4	0.2-1-2-1-1-0
VCU	Apr 28	1.0-0-0-0-0-2	4.2-3-1-1-0-7
Radford	Apr 30
Radford	May 01	2.1-3-3-3-2-0	0.1-4-2-2-1-0	1.2-2-3-3-3-2	*3.0-8-4-4-2-4
Radford	May 02	2.1-0-0-0-0-3
Winthrop	May 14	0.2-2-2-2-1-1
Winthrop	May 15	0.1-3-3-3-0-1	*6.0-9-4-4-1-4
Winthrop	May 16	3.2-3-0-0-1-6	0.1-1-2-2-1-0

2010 VMI Baseball
 IP-H-R-ER-BB-SO Breakdown for VMI (as of May 17, 2010)
 (All games)

Opponent	Date	#14 GARRETT,J	#9 KRUTHOF,A	#20 LOPEZ,A	#36 McQUAIG,M	#12 RIVERA,K	#4 ROBERTS,S	#17 THOMAS,T
Bucknell	Feb 20	*3.2-3-2-1-1-6
Bucknell	Feb 20	2.1-0-0-0-0-1
Bucknell	Feb 21	*5.0-4-1-1-1-4
Lafayette	Feb 27	2.0-1-0-0-0-2	0.1-3-4-2-1-0	*4.2-9-4-4-1-4
Lafayette	Feb 27	4.0-2-1-1-0-4
Lafayette	Feb 28	*3.0-6-4-4-3-3
Maryland	Mar 02	2.0-0-0-0-0-2	0.2-2-0-0-1-1
UMES	Mar 05	*6.0-4-1-0-0-11	1.2-4-3-3-1-1
UMES	Mar 06	1.0-2-1-1-0-3	1.0-1-0-0-0-1
UMES	Mar 07	*7.0-1-2-1-1-6
Bryant	Mar 08	1.1-0-0-0-0-2
La Salle	Mar 11
La Salle	Mar 13	0.2-0-0-0-1-1	*5.1-4-3-3-2-6
La Salle	Mar 13
La Salle	Mar 14	*7.0-3-0-0-3-5
The Citadel	Mar 16	1.0-1-0-0-0-2
The Citadel	Mar 17
High Point	Mar 19	*8.1-9-4-3-0-9
High Point	Mar 20
High Point	Mar 21	*0.2-5-7-7-1-0	0.2-3-4-4-0-0
James Madison	Mar 24	1.1-1-0-0-0-2	1.2-2-3-3-2-2	2.0-2-5-2-3-1
Charleston Southern	Mar 26	*6.2-7-2-2-1-8
Charleston Southern	Mar 27	1.2-1-0-0-0-3	*7.1-4-1-1-5-1
Charleston Southern	Mar 27
Virginia Tech	Mar 30	1.0-2-1-1-1-1
UNC Asheville	Apr 02	1.2-2-2-2-1-0	*1.0-1-1-1-1-0
UNC Asheville	Apr 03	*7.0-5-2-2-2-3
UNC Asheville	Apr 03	1.2-0-0-0-0-1
Longwood	Apr 06
James Madison	Apr 07	1.1-0-0-0-0-1	*4.2-5-2-2-1-5
Gardner-Webb	Apr 09	0.2-3-1-1-1-0
Gardner-Webb	Apr 10	*5.0-6-4-1-4-7
Gardner-Webb	Apr 11	1.2-0-0-0-0-1	*5.0-8-4-2-1-4
Virginia	Apr 14	1.0-0-0-0-0-1
Liberty	Apr 16	2.0-7-6-5-1-1	*6.0-5-6-6-3-6
Liberty	Apr 17
Liberty	Apr 18	0.2-3-2-2-1-1	1.0-2-1-1-0-0	*5.0-10-8-6-1-5	1.0-4-2-2-0-1
VCU	Apr 20	1.0-0-0-0-0-2
Coastal Carolina	Apr 23	*6.0-8-6-4-3-5	1.0-0-0-0-2-0	2.0-3-1-1-2-1
Coastal Carolina	Apr 24
Coastal Carolina	Apr 25	2.1-4-1-1-0-2	*3.0-4-4-4-3-2
Virginia Tech	Apr 27
VCU	Apr 28	*0.1-5-4-4-1-0	2.0-3-2-2-0-2
Radford	Apr 30	1.2-2-1-1-0-1	*5.1-9-6-5-2-9
Radford	May 01	0.2-0-0-0-0-1	1.0-3-3-3-0-2
Radford	May 02	*6.2-7-5-5-3-9
Winthrop	May 14	1.2-1-0-0-0-0	*6.2-9-4-4-4-8
Winthrop	May 15	0.2-1-0-0-0-1
Winthrop	May 16	*5.0-7-3-2-2-0

2010 VMI Baseball
 IP-H-R-ER-BB-SO Breakdown for VMI (as of May 17, 2010)
 (All games)

Opponent	Date	#10 WATTS,A
Bucknell	Feb 20
Bucknell	Feb 20
Bucknell	Feb 21	1.0-3-1-1-1-2
Lafayette	Feb 27
Lafayette	Feb 27
Lafayette	Feb 28
Maryland	Mar 02
UMES	Mar 05	1.0-0-0-0-0-3
UMES	Mar 06
UMES	Mar 07	1.2-3-2-1-0-3
Bryant	Mar 08
La Salle	Mar 11
La Salle	Mar 13
La Salle	Mar 13
La Salle	Mar 14	1.2-0-0-0-0-2
The Citadel	Mar 16
The Citadel	Mar 17
High Point	Mar 19
High Point	Mar 20
High Point	Mar 21	4.2-4-1-1-2-3
James Madison	Mar 24
Charleston Southern	Mar 26	1.0-0-0-0-0-1
Charleston Southern	Mar 27
Charleston Southern	Mar 27
Virginia Tech	Mar 30	1.1-1-2-2-0-2
UNC Asheville	Apr 02
UNC Asheville	Apr 03
UNC Asheville	Apr 03
Longwood	Apr 06	2.0-0-0-0-0-4
James Madison	Apr 07
Gardner-Webb	Apr 09
Gardner-Webb	Apr 10	2.1-0-0-0-1-1
Gardner-Webb	Apr 11
Virginia	Apr 14
Liberty	Apr 16
Liberty	Apr 17	0.0-0-1-0-0-0
Liberty	Apr 18
VCU	Apr 20
Coastal Carolina	Apr 23
Coastal Carolina	Apr 24
Coastal Carolina	Apr 25
Virginia Tech	Apr 27
VCU	Apr 28
Radford	Apr 30	2.0-2-2-2-0-3
Radford	May 01
Radford	May 02
Winthrop	May 14
Winthrop	May 15	2.0-2-1-1-1-4
Winthrop	May 16

