

Records Versus All Opponents

TEAM	FIRST GAME	LATEST GAME	W - L - T
Akron	1967	2011	1-1-0
Allegheny Inst.	1896	1896	1-0-0
Army	1917	2010	1-14-0
Appalachian State	1976	2002	4-20-2
Austin Peay	2003	2003	1-0-0
Baltimore College	1913	1913	1-0-0
Baltimore Medical	1907	1907	1-0-0
Boston College	1954	1970	1-7-1
Boston University	1980	1984	0-2-0
Bucknell	1978	1978	1-0-0
Buffalo University	1960	1964	2-1-0
Catawba	1944	1990	6-3-0
Catholic	1911	1922	3-1-0
Central Florida	1982	1986	1-1-0
Charleston Southern	2000	2012	6-6-0
Chowan	2008	2012	2-0-0
Cincinnati	1951	1953	0-2-0
The Citadel	1920	2012	30-36-2
Clemson	1914	1944	5-5-2
Coastal Carolina	2003	2012	2-8-0
Colgate	1974	1974	1-0-0
Columbia	1934	1939	2-4-0
Concord	1999	1999	1-0-0
Connecticut	1975	1979	1-0-1
Davidson	1904	2006	38-17-3
Dayton	1972	1972	0-1-0
Delaware	1975	1976	1-1-0
Delaware State	2011	2012	0-2-0
Detroit	1964	1964	0-1-0
Duke	1892	2005	1-7-0
Duquesne	2000	2001	0-2-0
East Carolina	1972	1979	1-7-0
Eastern College	1907	1907	1-0-0
East Tennessee State	1979	2002	8-13-0
Elon	1937	1938	1-1-0
Emory & Henry	1923	1945	4-1-0
Florida	1929	1929	0-1-0
Florida State	1952	1954	1-2-0
Furman	1946	2002	8-23-0
Gallaudet	1912	1918	6-0-0
Gardner-Webb	2003	2012	1-9-0
Georgia	1943	1978	0-4-0
Georgia Southern	1993	2002	0-10-0
Georgia Tech	1964	1988	1-14-0
Georgetown	1898	2004	1-6-0
George Washington	1922	1966	10-7-1
Hampden-Sydney	1897	1935	18-0-0
Hampton Ath. Club	1894	1904	2-0-0
Holy Cross	1957	1963	0-2-1
Indiana State	1976	1976	1-0-0
Iowa State	1963	1963	0-1-0
James Madison	1982	2009	3-10-0
Johns Hopkins	1912	1912	1-0-0
Kentucky	1892	1944	4-12-0
King College	1932	1932	1-0-0
Lafayette	1991	1991	1-0-0
Lenoir-Rhyne College	1998	1998	1-0-0
Lehigh	1955	2007	3-6-1
Liberty	1995	2012	3-9-0
Lock Haven	2007	2010	2-0-0
Lynchburg College	1922	1925	3-0-0
Maine	1983	1983	1-0-0
Marine Officers	1904	1904	1-0-0
Marines (U.S.)	1923	1923	1-0-0

TEAM	FIRST GAME	LATEST GAME	W - L - T
Marshall	1959	1996	5-14-0
Maryland	1901	1972	11-14-2
Memphis State	1960	1960	0-1-0
Miami (FL)	1941	1952	0-2-0
Mississippi	1913	1996	1-1-0
Morehead State	1958	1998	1-1-0
Morris Harvey	1913	1922	1-0-1
Navy	1898	2004	0-9-0
Navy Yard Athletics	1907	1907	1-0-0
Newberry	1940	1940	1-0-0
Newport News Navy	1918	1918	0-1-0
Norfolk Blue	1910	1910	0-0-1
Norfolk State	2003	2006	1-1-0
North Carolina	1893	1989	7-15-1
North Carolina State	1895	1946	11-7-1
Ohio	2004	2008	0-2-0
Old Dominion	2009	2010	0-2-0
Old Pt. College	1903	1903	1-0-0
Pantops	1891	1891	1-0-0
Pennsylvania	1920	1921	1-1-0
Penn State	1959	1959	0-1-0
Presbyterian	2007	2012	4-2-0
Quantico Marines	1949	1949	0-1-0
Randolph-Macon	1905	1911	2-0-1
Rhode Island	1977	1977	1-0-0
Rice	1969	1970	0-2-0
Richmond	1893	2012	40-43-5
Richmond Medical	1912	1912	1-0-0
Roanoke College	1895	1940	21-1-0
Robert Morris (Pa.)	2007	2009	2-0-0
Roller's (A.M.A)	1904	1911	3-0-0
Saint Francis (Pa.)	2008	2008	1-0-0
Samford	2001	2001	0-1-0
South Carolina	1934	1936	1-1-0
Southern Mississippi	1965	1974	0-4-0
Staunton Mil. Acad	1908	1908	1-0-0
St. Albans	1894	1902	2-2-2
St. Johns	1891	1930	9-4-0
Stetson	1956	1956	1-0-0
Stony Brook	2008	2012	0-5-0
Tampa	1957	1958	2-0-0
Tennessee	1923	1923	1-0-0
Tennessee Tech	2004	2004	0-1-0
UT-Chattanooga	1971	2002	7-12-1
Temple	1937	1943	0-4-0
Texas A & M	1950	1950	0-1-0
Tulane	1935	1973	0-5-0
Vanderbilt	1897	1974	2-3-0
Villanova	1958	1980	2-6-0
Virginia	1893	2010	23-56-3
Virginia Tech	1894	1984	25-49-5
Wake Forest	1892	1944	2-3-2
Washington and Lee	1891	1902	14-1-1
Washington University	1940	1940	1-0-0
Western Carolina	1978	2001	3-16-0
West Virginia	1952	1972	0-11-0
West Virginia Tech	1987	1992	3-0-0
William & Mary	1905	2011	33-53-2
Wofford	1924	2005	10-7-0

ALL-TIME TOTALS: Against 123 opponents in 122 years, VMI has won 463 games, lost 647 and tied 42, scoring 18,045 points (15.66 per game) while giving up a total of 22,388 (19.43 per game).

When Was The Last Time...

...A punt was returned for a touchdown?

VMI: Michael Rainey-Wiles vs. Lock Haven, 52 yds., Sept. 4, 2010
Opp: B.W. Webb (William & Mary), 64 yds., Sept. 11, 2010

...A kickoff was returned for a touchdown?

VMI: Tim Maypray vs. The Citadel, 99 yds., Nov. 17, 2007
Opp: Justin Grant (Richmond), 90 yds., Sept. 15, 2012

...An interception was returned for a touchdown?

VMI: Greg Walker at Charleston Southern, 58 yards, Oct. 23, 2010
Opp: Matt Warrick (Navy), 7 yds., Sept. 22, 2012

...A blocked punt was recovered for a touchdown?

VMI: Musa Sarki vs. Charleston Southern, Oct. 11, 2003
Opp: Lorenzo Boyles (Coastal Carolina), Oct. 20, 2012

...A safety was recorded?

VMI: vs. Richmond - Team (Punter steps out of endzone), Sept. 17, 2011
Opp: Army Team (Offensive holding in endzone), Oct. 30, 2010

...A team's own fumble was recovered for a touchdown?

VMI: Chaz Jones vs. Delaware State, Sept. 3, 2011
Opp: George Pressley (Gardner-Webb), Oct. 22, 2005

...An opponent's fumble was recovered for a touchdown?

VMI: John Washington vs. Charleston Southern, 70 yds., Oct. 13 2012
Opp: Derek Douglas, The Citadel, 21 yds., Nov. 10, 2012

...Teammates rushed for 100 yards?

VMI: Howard Abegesah (111 yards) and Cam Jones (100 yards) vs. Army, Nov. 14, 2009
Opp: Miguel Maysonet (149 yards) and Marcus Coke

(139 yards), Stony Brook, Nov. 3, 2012

...A quarterback had both 100 yards passing and rushing?

VMI: Kyle Hughes, 133 yards rushing and 141 yards passing vs. Richmond, Sept. 26, 2009
Opp: Trey Miller (Navy), 116 yards rushing and 107 yards passing, Sept. 22, 2012

...An individual rushed for 200 yards?

VMI: Tim Maypray, 235 yards, vs. Presbyterian, Nov. 22, 2008
Opp: Edwin Gowins, 250 yards & Conte Cuttino, 233 yards, Stony Brook, Nov. 15, 2008

...A quarterback passed for 300 or more yards?

VMI: Eric Kordenbrock vs. Liberty, 320 yards, Nov. 5, 2011
Opp: Lucas Beatty (Gardner-Webb), 328 yds., Oct. 27, 2012

...A receiver netted 100 yards in a game?

VMI: James Rogers vs. Gardner-Webb, 103 yards, Oct. 27, 2012
Opp: Kevin Norrell (Stony Brook), 113 yards, Nov. 3, 2012

...An individual rushed for 100 yards and netted 100 yards receiving?

VMI: Sean Mizzer, 106 yards rushing, 104 yards receiving, vs. Western Carolina, Nov. 2, 2002
Opp: N/A

...An individual intercepted 3 passes in a game?

VMI: Christian Kelly vs. Charleston Southern, Oct. 21, 2006
Opp: Marcus Johnson (The Citadel), Nov. 14, 1998

...An individual rushed for 3 or more touchdowns in a game?

VMI: Chaz Jones, 3, vs. Delaware State, Sept. 3, 2011
Opp: Miguel Maysonet (Stony Brook), 3, Nov. 3, 2012

...An individual threw 4 or more touchdowns in a game?

VMI: Jonathan Wilson vs. Gardner-Webb, 4, Oct. 22, 2005
Opp: Lucas Beatty (Gardner-Webb), 4, Oct. 27, 2012

...An individual caught 3 touchdown passes in a game?

VMI: Tera Frost vs. The Citadel, Nov. 11, 2000
Opp: Kevin Norrell (Stony Brook), Nov. 3, 2012

...A punt was blocked?

VMI: Chris Copeland vs. Charleston Southern, Oct. 13, 2012
Opp: Tyler Watkins (Coastal Carolina), Oct. 20, 2012

...A defensive 2-pt conversion was scored?

VMI: Bryant Youngblood vs. Stony Brook, Nov. 15, 2008

...A blocked field goal was returned for a touchdown?

VMI: Robert Mason, 69 yards, vs. Austin Peay, Nov. 8, 2003

...A shutout was recorded?

VMI: vs. Saint Francis (49-0), Sept. 6, 2008
Opponent: William & Mary (45-0), Sept. 11, 2010



Emilio Calvin recovered a fumble for a touchdown against Robert Morris, Sept. 5, 2009.



Greg Walker returned an interception 58 yards for a touchdown in 2010 at Charleston Southern.

All-Conference Players

First Team All-Big South

SEASON	NAME	CLASS	POSITION
2003.06	Sean Mizzer	'06	RB
2003	Sam Brown	'04	OL
2003.05	Vicheal Foxx	'05	DT
2003	Derik Screen	'04	LB
2003	Musa Sarki	'04	DB
2003	Matt Sharpe	'04	PK
2004.05	Zohn Burden	'06	WR
2004.05	Justin Huggard	'06	LB
2004.05	Robert Mason	'06	DB
2004	Ross Booth	'05	LS
2005	Jeremy Ward	'06	OL
2006	Eric Hall	'06	DL
2006	Jamaal Walton	'06	DB
2007	Tommy Lloyd	'08	DE
2007	Tim Maypray	'09	KR
2009	Tim Maypray	'10	PR
2010	Josh Wine	'11	DT
2010	Michael Rainey-Wiles	'11	PR/KR
2010	A.J. Gross	'12	LB
2011	A.J. Gross	'12	LB
2011	Rob Bailey	'12	OL
2012	Charlie Jones	'13	DL

First Team All-SoCon

SEASON	NAME	CLASS	POSITION
1935.36	Jim Farley	'37	G
1937.38	Paul Shu	'39	B
1942	Joe Muha	'43	B
1945.47	Chi Mills	'48	T
1945	Lyn Chewing	'49C	B
1952	Bill Brehaney	'53	B
1953	Johnny Mapp	'54	B
1956.57	Sam Woolwine	'58	B
1957.58	Jim McFalls	'59	T
1957	Lou Farmer	'58	G
1957	Bobby Jordan	'58	B
1958	Jerry Borst	'59	C
1958.59	Sam Horner	'60	B
1959.60	Howard Dyer	'61	B
1960	Don Kern	'61	B
1960	Lou Shuba	'61	G
1962.63	Bill Welsh	'64	T
1964	Mike Patterson	'65	DB
1964.65	John Turner	'66	DT
1965.66.67	Bob Schmalzriedt	'68	LB
1967	Bob Habasevich	'69	HB
1967.68	Bob Biddle	'69	OG
1968	Kerr Kump	'68	DB
1970	Don Cupit	'72	KS
1971	Pete Ramsey	'72	OT
1972.73.74	Andy Dearman	'75	OT
1973	Gene Williams	'74	DB
1974	Doug Hines	'76	C
1974	Ronnie Norman	'75	RB
1974.75	Ronnie Moore	'76	WR
1976.77	Ned Stepanovich	'78	DT
1976	Ed Glackin	'77	OT
1977	Andre Gibson	'78	RB
1977	Tom Replogle	'78	OG
1977	Greg Arnett	'78	DE
1977	Glen Jones	'78	LB
1977	Gary McNeal	'79	DB
1978	Bob Bookmiller	'79	OT
1977.78.79	Craig Jones	'80	KS
1979	Walt Bellamy	'80	DB
1979	John Shuman	'80	OT
1979.80.81	Floyd Allen	'82	RB
1980.81	Mike Eden	'82	DB
1981	Austin Beckham	'82	C
1981	Wade Foltz	'82	DE
1981.82	Melvin Rucker	'83	LB
1981.82	Jay Lasek	'83	OG
1982	Tom Radle	'83	TE
1984	Steve Pancham	'86	TE
1985.87	Mike Mayo	'88	DB
1988	Mark Stock	'88	WR


1991.92	Lorenzo Carpenter	'93	C
1991	Mike Perfetti	'92	DT
1994.95.96	Thomas Haskins	'97	TB
1996	Mike Rogers	'98	LB
2000	Richard Holland	'01	DB and RS
2002	Brent Barth	'03	P
2002	Joey Gibson	'02	QB

Big South Players of the Week

SEASON	(AWARD)	NAME	POSITION	(DATE)
2003	(freshman)	Adam Peters	punter	(8/30)
	(offense)	Sean Mizzer	running back	(9/6)
	(defense)	Vicheal Foxx	defensive tackle	(10/4)
	(defense)	Justin Huggard	linebacker	(10/11)
	(special teams)	Matt Sharpe	placekicker	(10/18)
	(defense)	Derik Screen	linebacker	(10/25)
	(special teams)	Matt Sharpe	placekicker	(11/1)
2004	(defense)	Justin Huggard	linebacker	(9/20)
	(defense)	Robert Mason	defensive back	(10/18)
	(defense)	Robert Mason	defensive back	(11/22)
	(special teams)	Barrett Way	placekicker	(11/8)
2005	(offense)	Jonathan Wilson	quarterback	(9/5)
	(defense)	Justin Huggard	linebacker	(9/19)
	(defense)	Robert Mason	defensive back	(9/26)
	(defense)	Justin Huggard	linebacker	(10/3)
	(offense, Co-)	Jonathan Wilson	quarterback	(10/3)
	(defense)	Todd Baldwin	linebacker	(10/10)
	(special teams Co-)	Barrett Way	placekicker	(10/24)
2006	(offense)	Sean Mizzer	running back	(9/4)
	(defense)	Jamaal Walton	defensive back	(9/4)
	(freshman)	Tim Maypray	slotback	(10/9)
	(freshman)	Tim Maypray	slotback	(10/16)
	(freshman)	Christian Kelly	defensive back	(10/23)
	(freshman)	Kyle Hughes	quarterback	(11/20)
2007	(defense)	Joe Taylor	linebacker	(9/3)
	(offense)	Kyle Hughes	quarterback	(10/1)
	(freshman)	Bryan Barnson	wide receiver	(10/1)
	(offense)	Tim Maypray	slotback	(10/15)
	(offense)	Tim Maypray	slotback	(11/5)
	(special teams)	Tim Maypray	slotback	(11/19)
2008	(offense)	Tim Maypray	quarterback	(9/8)
	(special teams)	Greg Stevens	kicker	(9/22)
	(offense)	Tim Maypray	quarterback	(10/13)
	(defense)	A.J. Gross	linebacker	(10/13)
	(offense)	Tim Maypray	quarterback/slotback	(11/24)
2009	(special teams Co-)	Tim Maypray	punt ret.	(10/6)
	(offense)	Howard Abegesah	running back	(10/26)
	(defense)	Emilio Calvin	defensive end	(10/26)
2010	(special teams)	Michael Rainey-Wiles	PR	(9/6)
	(defense)	A.J. Gross	linebacker	(10/4)
2011	(defense Co-)	Byron Allen	linebacker	(10/17)
	(offense)	Eric Kordenbrock	quarterback	(11/7)
2012	(defense)	Adam Morgan	safety	(10/8)

SoCon Players of the Week

SEASON	(AWARD)	NAME	POSITION	(DATE)
1962		Donny White	back	(9/29)
1963		Joe Straub	guard	(9/21)
		Charlie Cole	center	(10/26)
		Bill Welsh	tackle	(11/28)
1965		John Turner	tackle	(10/16)
		Hill Ellett	quarterback	(11/6 & 11/25)
1966		Don Taylor	guard	(9/17)
1967		Charlie Bishop	quarterback	(9/16)
		Kerr Kump	defensive back	(11/11)
1968		Paul Frait	defensive back	(10/5)
		John Griffin	linebacker	(11/9)
1970		Jerry Acuff	defensive tackle	(9/12)
1971		Mac Bowman	tailback	(9/18)
1972		Mac Bowman	tailback	(11/4)
		Phil Upton	middle guard	(11/18)
1973		Gene Williams	defensive back	(10/6)
1974		Ronnie Moore	wide receiver	(9/28)
		John Willison	linebacker	(10/5)
		Phil Upton	middle guard	(10/12 & 11/23)
1975		Glen Jones	linebacker	(9/13)
		Ronnie Moore	wide receiver	(9/27)
1976		Greg Arnett	defensive end	(10/30)
1977		Craig Jones	placekicker	(9/10)
		Andre Gibson	tailback	(10/8)
		Gary McNeal	defensive back	(10/15)
		Robby Clark	quarterback	(11/5)
1978		Mike Alston	defensive back	(10/14)
1979		Floyd Allen	tailback	(10/6) & (10/27)
1980		Bruce Kitchen	linebacker	(9/6)
		Melvin Rucker	linebacker	(9/13) & (11/15)
		Chris Timmons	defensive tackle	(10/18)
1981		Melvin Rucker	linebacker	(11/4) & (11/21)
		Floyd Allen	tailback	(9/12) & (10/24)
		Leslie Dunnaville	defensive back	(9/19)
1982		Tom Radle	tight end	(9/11)
		Barry Smith	defensive end	(11/13)
1985		Mike Mayo	defensive back	(10/12)
		Al Comer	quarterback	(10/26)
1986		David Brown	quarterback	(10/11)
		Mark Stock	wide receiver	(11/22)
1988		Jeff Barnes	defensive end	(10/24)
		Wayne Purcell	linebacker	(11/19)
1989		Raymond Flowers	linebacker	(11/1)
	(freshman)	Tony Scales	quarterback	(9/16)
	(freshman)	Dewayne Arkadie	defensive back	(11/18)
1990		Tony Scales	quarterback	(9/15 & 10/13)
	(freshman)	Butch Jennings	fullback	(9/1)
1991		Tony Scales	quarterback	(9/7 & 9/14)
		Dewayne Arkadie	defensive back	(9/28)
	(freshman)	Tim Williams	defensive back	(9/7)
1992		Terry Tucker	strong safety	(9/19)
	(freshman)	Marlon Anderson	wide receiver	(9/26)
	(freshman)	Marlon Anderson	wide receiver	(11/21)
1993		Thomas Haskins	halfback	(11/6)
		Thomas Haskins	halfback	(11/13)
1994		Thomas Haskins	tailback	(9/3)
		Thomas Haskins	tailback	(11/19)
1995		Thomas Haskins	tailback	(9/9)
		Kelly Cook	linebacker	(9/16)
		Thomas Haskins	tailback	(10/14)
1996		Thomas Haskins	tailback	(10/14)
		Thomas Haskins	tailback	(11/16)
		Mike Rogers	linebacker	(11/16)
1998		(freshman) Aaron Mitchell	quarterback	(10/10)
	(freshman)	Aaron Mitchell	quarterback	(10/24)
1999		(freshman) Matthew Kluk	nose tackle	(10/2)
2000		Joey Gibson	quarterback	(11/13)
2001		(freshman) Titus Green	slotback	(9/30)
		Derik Screen	linebacker	(10/13)
2002		(freshman) Donnie Johnston	tight end	(9/2)
		Joey Gibson	quarter back	(9/9)
	(freshman)	Gary Price	slotback	(10/14)
	(freshman)	Sean Mizzer	running back	(10/21)
	(freshman)	Sean Mizzer	running back	(11/4)
		Chris Walsh	linebacker	(11/18)



Coach John McKenna with Johnny Mapp (L) and George Ramer (R) in 1953 - Mapp went on to earn All-Southern Conference honors.

Records - Scoring



Thomas Haskins
308 Career Points



Tim Maypray
228 Career Points



Craig Jones
221 Career Points



Sean Mizzer
186 Career Points

Career Leaders - Scoring

Most Points Scored			Most 2-Pt. Conversions Attempted		
Thomas Haskins	308	1993-96	Howard Dyer	27	1958-60
Kyle Hughes	236	2006-09	Bobby Mitchell	12	1959-61
Tim Maypray	228	2006-09	Most Kick PAT's Made		
Craig Jones	221	1976-79	Matt Sharpe	95	2001-03
Sean Mizzer	186	2002-06	Jeff Sexton	86	2009-12
Matt Sharpe	176	2001-03	Mike Harris	73	1995-98
Floyd Allen	176	1978-81	Craig Jones	56	1976-79
Marcus Mines	164	1989-92	Barrett Way	55	2004-06
Mike Harris	154	1995-98	Wade Hawkins	53	1987-90
Wade Hawkins	146	1987-90	Mike Harris	51	1995-96
Most Touchdowns			Greg Stevens	48	2008
Thomas Haskins	50	1993-96	Geoff Goff	45	1991-94
Tim Maypray	38	2006-09	Most Kick PAT's Attempted		
Sean Mizzer	31	2002-06	Matt Sharpe	101	2001-03
Floyd Allen	29	1978-81	Jeff Sexton	92	2009-Pres
Marcus Mines	27	1989-92	Mike Harris	78	1995-98
Mark Stock	20	1985-88	Barrett Way	61	2004-06
Tony Scales	19	1989-92	Craig Jones	60	1976-79
Chaz Jones	19	2008-11	Wade Hawkins	57	1987-90
Kim Glidewell	18	1973-76	Mike Harris	56	1995-96
Bobby Jordan	18	1954-57	Geoff Goff	50	1991-94
Ronnie Moore	17	1972-75	Greg Stevens	50	2008
Howard Dyer	17	1958-60	Most Field Goals Made		
Most Touchdowns Responsible For (Includes TD Passes)			Craig Jones	55	1976-79
Thomas Haskins	53	1993-96	Wade Hawkins	31	1987-90
Joey Gibson	47	1999-2002	Barrett Way	29	2004-06
Jonathan Wilson	42	2003-06	Matt Sharpe	27	2001-03
Tim Maypray	42	2006-09	Mike Harris	27	1995-98
Howard Dyer	39	1958-60	Jeff Sexton	18	2009-12
Kyle Hughes	39	2006-09	Mike Cole	17	1971-73
Most Points Responsible For			Geoff Goff	16	1991-94
Thomas Haskins	326	1993-96	Lee Wimbish	16	1980-83
Joey Gibson	286	1999-2002	Most Field Goals Attempted		
Howard Dyer	256	1958-60	Craig Jones	83	1976-79
Tim Maypray	256	2006-09	Wade Hawkins	52	1987-90
Jonathan Wilson	256	2003-06	Mike Harris	48	1995-98
Most Points Scored by Kicking			Matt Sharpe	38	2001-03
Craig Jones	221	1976-79	Barrett Way	37	2004-06
Matt Sharpe	176	2001-03	Jeff Sexton	35	2009-12
Mike Harris	154	1995-98	Lee Wimbish	32	1980-83
Wade Hawkins	146	1987-90	Mike Cole	32	1971-73
Barrett Way	142	2004-06	Geoff Goff	27	1991-94
Jeff Sexton	140	2009-12	Don Cupit	27	1969-70
Geoff Goff	93	1991-94	Highest Field Goal Pct. (min. 20 att.)		
Most 2-Pt. Conversions Scored			Barrett Way	78.4%	2004-06
Don Kern	6	1958-60	Rick Tufaro	71.4%	1974-75
Tony Scales	4	1989-92	Matt Sharpe	71.1%	2001-03
John Hince	4	1965-67	Craig Jones	66.3%	1976-79
Thomas Haskins	4	1993-96	Wade Hawkins	59.6%	1987-90
			Geoff Goff	59.6%	1991-94

Single-Season Leaders

Individual		
Most Points Scored		
Thomas Haskins	106	1995
Thomas Haskins	92	1996
Matt Sharpe	91	2003
Johnny Mapp	78	1953
Floyd Allen	78	1981
Tim Maypray	78	2008
Most Points Responsible for		
Joey Gibson	146	2002
Howard Dyer	138	1960
Jonathan Wilson	108	2003
Thomas Haskins	106	1995
Howard Dyer	106	1959
Most Touchdowns Scored		
Thomas Haskins	17	1995
Thomas Haskins	15	1996
Johnny Mapp	13	1953
Floyd Allen	13	1981
Tim Maypray	13	2008
Most Touchdowns Responsible for		
Joey Gibson	24	2002
Howard Dyer	20	1960
Jonathan Wilson	18	2003
Howard Dyer	17	1959
Thomas Haskins	17	1995
Thomas Haskins	17	1996
Tim Maypray	17	2008
Most PAT's by Placement		
Greg Stevens	48	2008
Matt Sharpe	40	2003
Matt Sharpe	37	2002
Mike Harris	29	1995
Patrick Sweeney	27	2007
Jeff Sexton	26	2009
Matt Maxey	24	2000
Vic Kane	24	1991
Wade Hawkins	23	1990
Jeff Sexton	23	2011
Most 2-pt Conversions, Running		
Sam Horner	3	1958
Most 2-pt Conversion, Passing		
Howard Dyer	9	1960
Most 2-pt Conversions, Receiving		
John Hince	3	1967
Dick Willard	3	1960
Don Kern	3	1960
Team		
Most Touchdowns Scored	51	2008
Fewest Touchdowns Scored	9	1971 & 1997
Most Points Scored	378	2008
Fewest Points Scored	77	1999

Single-Game Leaders

Individual

Most Points Scored

Thomas Haskins	28	Liberty, 1995
Bobby Jordan	28	Stetson, 1956
Tim Maypray	24	Presbyterian, 2008
Thomas Haskins	24	The Citadel, 1996
Stinson Jones	24	Buffalo, 1961
Donn Kern	24	George Washington, 1960
Johnny Mapp	24	Catawba, 1953

Most Points Responsible For

Tony Scales	34	William & Mary, 1990
Dave Brown	30	The Citadel, 1986
Bobby Mitchell	30	Buffalo, 1961
Thomas Haskins	28	Liberty, 1995
Bobby Jordan	28	Stetson, 1956

Most Touchdowns Scored

Tim Maypray	4	Presbyterian, 2008
Thomas Haskins	4	The Citadel, 1996
Thomas Haskins	4	Liberty, 1995
Don Kern	4	George Washington, 1960
Stinson Jones	4	Buffalo, 1961
Bobby Jordan	4	Stetson, 1956
Johnny Mapp	4	Catawba, 1953

Most Touchdowns Responsible For

Tony Scales	5	William & Mary, 1990
Dave Brown	5	The Citadel, 1986
Bobby Mitchell	5	Buffalo, 1961
11 Players	4	

Most Rushing Touchdowns

Thomas Haskins	4	Liberty, 1995 & The Citadel, 1996
----------------	---	-----------------------------------

Most Touchdown Passes Caught

Tera Frost	3	Morehead State, 1998
Dan Lyle	3	William & Mary, 1990
Stinson Jones	3	Buffalo, 1961
Dick Evans	3	Davidson, 1959
Dick Evans	3	George Washington, 1959

Most PAT Placements Scored

Greg Stevens	9	Chowan, 2008
David Tyler	8	Central Florida, 1982

Most Points Via Conversions (all methods)

Greg Stevens	9	Chowan, 2008
David Tyler	8	Central Florida, 1982

Most 2-point Conversions Rushing

Thomas Haskins	2	Liberty, 1995
Tony Scales	2	William & Mary, 1990
Don Kern	2	The Citadel, 1959

Most 2-point Conversions Passing

Howard Dyer	3	Virginia, 1960
-------------	---	----------------

Most 2-point Conversions Receiving

John Hince	2	Davidson, 1967
------------	---	----------------

Most Field Goals

Craig Jones	5	William & Mary, 1977
Matt Sharpe	4	Coastal Carolina, 2003
Matt Sharpe	4	Gardner-Webb, 2003
Craig Jones	4	Appalachian State, 1976
Barrett Way	3	Gardner-Webb, 2005
Matt Sharpe	3	Charleston Southern, 2003
Wade Hawkins	3	East Tennessee State, 1989
Lee Wimbish	3	Furman, 1980
Craig Jones	3	Richmond, 1978
Don Cupit	3	The Citadel, 1970

Highest Field Goal Percentage (min. 3 att.)


Craig Jones	100% (5-5)	William & Mary, 1977
Matt Sharpe	100% (4-4)	Gardner-Webb, 2003
Geoff Goff	100% (4-4)	Appalachian State, 1994
Barrett Way	100% (3-3)	Charleston Southern, 2006
Barrett Way	100% (3-3)	Gardner-Webb, 2005
Craig Jones	100% (3-3)	Richmond, 1978
Lee Wimbish	100% (3-3)	Furman, 1980
Wade Hawkins	100% (3-3)	East Tennessee State, 1989

Team

Most Points Scored	69	Central Florida, 1982 & Chowan, 2008
Most Touchdowns Scored	10	Central Florida, 1982 & Chowan, 2008
Most Safeties Scored	1	14 Times, Last Gardner-Webb, 2009
Most PAT Placements Scored	9	Central Florida, 1982 & Chowan, 2008
Most 2 pt. Conversions	4	Davidson, 1967
Most 2 pt. Conv. - rushing	3	UT-Chattanooga, 1992
Most 2 pt. Conv. - passing	3	Virginia, 1960
Most Points Via Conversions	10	Davidson, 1967
Most Field Goals	5	William & Mary, 1977
Largest Victory Margin	69	Central Florida, 1982
Largest Losing Margin	67	Cincinnati, 1953




(Right) Lee Wimbish (1980-83) equaled a school record by converting all three field goals he attempted against Furman as a freshman.



(Left) Floyd Allen (1978-81) scored 30 touchdowns in his career and ranks among the top five in career scoring, touchdowns, rushing yards, rushing attempts and 100-yard rushing games.

Records - Rushing



Thomas Haskins (1993-96) is VMI's all-time leading rusher (5,349 yards) and holds 21 school records.

Career Leaders

Most Net Rushing Yards

Thomas Haskins	5,349	1993-96
Sean Mizzer	3,733	2002-06
Floyd Allen	3,569	1978-81
Howard Abegesah	2,860	2006-09
Tony Scales	2,475	1989-92
Tim Maypray	2,456	2006-09
Marcus Mines	2,430	1989-92
Kim Glidewell	2,168	1973-76
Andre Gibson	2,097	1974-77

Most Rushing Attempts

Thomas Haskins	898	1993-96
Floyd Allen	860	1978-81
Sean Mizzer	741	2002-06
Kim Glidewell	614	1973-76
Tony Scales	562	1989-92
Howard Abegesah	512	2006-09

Most Rushing Touchdowns

Thomas Haskins	50	1993-96
Sean Mizzer	27	2002-06
Floyd Allen	27	1978-81
Marcus Mines	26	1989-92
Tim Maypray	22	2006-09
Tony Scales	19	1989-92
Chaz Jones	18	2008-11

Kim Glidewell	18	1973-76
Howard Abegesah	16	2006-09
Sam Horner	16	1956-59

Most 100 Yd. Rushing Games

Thomas Haskins	24	1993-96
Sean Mizzer	18	2002-06
Floyd Allen	17	1978-81
Howard Abegesah	13	2006-09
Andre Gibson	9	1974-77
Ronnie Norman	9	1972-74

Most 200 Yd. Rushing Games

Thomas Haskins	10	1993-96
Tony Scales	2	1989-92

Most Consecutive 100 Yd. Rushing Games

Floyd Allen	6	1980
Thomas Haskins	5	1996
Sean Mizzer	4	2003
Andre Gibson	4	1977
Five people	3	

1,000 Yard-Club

	YEAR	ATT.	YARDS
Thomas Haskins	1996	286	1,698
Thomas Haskins	1995	248	1,548
Thomas Haskins	1994	258	1,509
Floyd Allen	1980	291	1,276
Tim Maypray	2008	195	1,266
Floyd Allen	1979	265	1,249
Sean Mizzer	2003	207	1,244
Andre Gibson	1977	256	1,218
Howard Abegesah	2007	223	1,121
Tony Scales	1991	185	1,105
Ronnie Norman	1974	205	1,045
Sean Mizzer	2006	209	1,022

Year-By-Year Leaders

YEAR	PLAYER	ATT	YARDS
1953	John Mapp	114	656
1954	Nick Servidio	124	534
1955	Sam Woolwine	100	480
1956	Sam Woolwine	107	507
1957	Sam Woolwine	105	531
1958	Sam Horner	102	612
1959	John Traynham	92	491
1960	Stinson Jones	82	289
1961	Stinson Jones	60	256
1962	Bill Davis	81	316
1963	Chuck Beale	61	284
1964	Granville Amos	68	312
1965	Tom Slater	123	489
1966	Bob Habasevich	80	317
1967	Bob Habasevich	187	663
1968	Tom Sowers	221	792
1969	Tom Sowers & Tom Byer	68	162
1970	Mac Bowman	117	360
1971	Mac Bowman	224	732
1972	Mac Bowman	161	641
1973	Bruce Torbett	118	407
1974	Ronnie Norman	205	1,045
1975	Kim Glidewell	197	643
1976	Andre Gibson	121	566
1977	Andre Gibson	256	1,218
1978	Butch Hostetter	157	636
1979	Floyd Allen	265	1,249
1980	Floyd Allen	291	1,276
1981	Floyd Allen	264	861
1982	Stan Bass	197	680
1983	Trent Bridges	162	630
1984	Trent Bridges	132	455
1985	Dan Monahan	91	432
1986	Trent Bridges	68	283
1987	Joe France	108	395
1988	Scott Council	180	557
1989	Marcus Mines	118	638
1990	Tony Scales	134	544
1991	Tony Scales	185	1,105
1992	Tony Scales	147	577
1993	Thomas Haskins	106	594
1994	Thomas Haskins	258	1,509
1995	Thomas Haskins	248	1,548
1996	Thomas Haskins	286	1,698
1997	Avi Hopkins	157	623
1998	Gene Cauthen	93	351
1999	Gene Cauthen	78	298
2000	Gene Cauthen	143	566
2001	Gene Cauthen	187	710
2002	John Bell	136	522
2003	Sean Mizzer	207	1,244
2004	Sean Mizzer	176	729
2005	Nat Jackson	153	622
2006	Sean Mizzer	209	1,022
2007	Howard Abegesah	223	1,121
2008	Tim Maypray	195	1,266
2009	Howard Abegesah	223	1,121
2010	Chaz Jones	133	502
2011	Chaz Jones	157	629
2012	Jabari Turner	110	375

Single-Season Leaders

Individual

Most Rushing Attempts

Floyd Allen	291	1980
Thomas Haskins	286	1996
Floyd Allen	265	1979

Most Yards Gained Rushing

Thomas Haskins	1,698	1996
Thomas Haskins	1,548	1995
Thomas Haskins	1,509	1994
Floyd Allen	1,276	1980
Tim Maypray	1,266	2008
Floyd Allen	1,249	1979
Sean Mizzer	1,244	2003

Most Rushing Touchdowns

Thomas Haskins	17	1995
Thomas Haskins	15	1996
Tim Maypray	12	2008
Floyd Allen	12	1981

Most 100 Yard Rushing Games

Thomas Haskins	8	1996
Floyd Allen	8	1980
Sean Mizzer	7	2003
Thomas Haskins	7	1995
Thomas Haskins	7	1994
Floyd Allen	7	1979
Ronnie Norman	7	1974

Most 200 Yard Rushing Games

Thomas Haskins	4	1996
----------------	---	------

Team

Most Rushing Attempts	703	1991
Fewest Rushing Attempts	345	2001
Most Net Rushing Yards	3,932	2008
Fewest Net Rushing Yards	691	1969
Most Rushing Touchdowns	37	2008
Fewest Rushing Touchdowns	3	1988, 1999

200-Yard Games

277	Thomas Haskins	The Citadel, 1996
266	Thomas Haskins	Chattanooga, 1996
251	Thomas Haskins	Richmond, 1994
250	Thomas Haskins	The Citadel, 1994
246	Floyd Allen	Furman, 1979
241	Thomas Haskins	Appalachian State, 1996
235	Tim Maypray	Presbyterian, 2008
227	Thomas Haskins	Chattanooga, 1996
225	Thomas Haskins	Appalachian State, 1994
224	Thomas Haskins	The Citadel, 1993
215	Tim Sowers	Davidson, 1968
210	Thomas Haskins	Richmond, 1996
209	Marcus Mines	West Virginia Tech, 1992
206	Sean Mizzer	Davidson, 2003
205	Tony Scales	Appalachian State, 1991
204	Tony Scales	Richmond, 1991
200	Thomas Haskins	Appalachian State, 1995



Sean Mizzer (2002-06) ranks second in VMI's record book with 3,733 career rushing yards and led the Keydets in rushing for three seasons.

Single-Game Leaders

Individual

Most Rushing Attempts

Tom Sowers	52	Davidson, 1968
Floyd Allen	44	Western Carolina, 1981
Thomas Haskins	39	Appalachian State, 1996
Floyd Allen	39	Furman, 1979
Floyd Allen	38	William & Mary, 1980
Thomas Haskins	38	Appalachian State, 1996

Three Players Each 100 Yards Rushing

H. Abegesah (157), K. Hughes (136), J. Robinson (100)	Robert Morris, 2007
T. Scales (167), M. Mines (113), S. Council (110)	East Tennessee State, 1991

Two Players Each 100 Yards Rushing

Howard Abegesah (112), Cam Jones (100)	Army, 2009
Tim Maypray (235), Howard Abegesah (151)	Presbyterian, 2008
Tim Maypray (116), Zach Collins (112)	Saint Francis, 2008
Sean Mizzer (206), T.J. Snelling (109)	Davidson, 2003
T.J. Snelling (135), Sean Mizzer (121)	Liberty, 2002
Thomas Haskins (227), Jason White (101)	Chattanooga, 1996
Tony Scales (204), Scott Council (191)	Richmond, 1991
Tony Scales (161), Marcus Mines (112)	Western Carolina, 1991
Floyd Allen (190), Butch Hostetter (101)	Appalachian State, 1979
Ronnie Norman (121), Kim Glidewell (157)	William and Mary, 1974
Ronnie Norman (173), Kim Glidewell (114)	Colgate, 1974

Team

Most Rushing Attempts	90	East Tennessee State, 1990
Fewest Rushing Attempts	18	Richmond, 2013
Most Net Rushing Yards	531	Richmond, 1991
Fewest Net Rushing Yards	-18	East Tennessee State, 2000
Most Rushing Touchdowns	10	Central Florida, 1982

Records - Passing



Joey Gibson (1999-2002) is VMI's career leader in passing yards with 5,607, just four yards ahead of Dave Brown (1985-88).

Single-Season Leaders

Individual

Highest Pass Efficiency

Howard Dyer.....	175.20.....	1959
<i>(55/105, 1,072 yds, 13 TD, 2 int)</i>		
Dave Brown.....	133.28.....	1986
<i>(106/209, 1,995 yds, 10 TD, 14 int)</i>		
Kirk Monteleone.....	123.64.....	2004
<i>(76/120, 808 yds, 5 TD, 6 int)</i>		
Howard Dyer.....	115.49.....	1960
<i>(87/168, 1,222 yds, 8 TD, 11 int)</i>		

Most Passes Attempted

Al Comer.....	348.....	1985
Joey Gibson.....	348.....	2002
Eric Kordenbrock.....	344.....	2012
Eric Kordenbrock.....	335.....	2011
Dave Brown.....	329.....	1988
Jonathan Wilson.....	296.....	2003
Jonathan Wilson.....	295.....	2005

Most Passes Completed

Eric Kordenbrock.....	193.....	2012
Al Comer.....	185.....	1985
Jonathan Wilson.....	184.....	2005
Joey Gibson.....	181.....	2002
Dave Brown.....	178.....	1988
Eric Kordenbrock.....	170.....	2011
Jonathan Wilson.....	168.....	2003

Most Yards Gained Passing

Al Comer.....	2,380.....	1985
Joey Gibson.....	2,328.....	2002
Jonathan Wilson.....	2,260.....	2003
Dave Brown.....	2,141.....	1988
Eric Kordenbrock.....	2,008.....	2012
Dave Brown.....	1,995.....	1986

Most TD Passes Thrown

Joey Gibson.....	17.....	2002
Dave Brown.....	13.....	1988
Howard Dyer.....	13.....	1959
Jonathan Wilson.....	12.....	2003
Hill Ellett.....	11.....	1966

Best Pass Completion %

Kirk Monteleone.....	63.3% (76-120).....	2004
Jonathan Wilson.....	62.4% (184-295).....	2005
Jonathan Wilson.....	56.8% (168-296).....	2003
Eric Kordenbrock.....	56.1% (193-344).....	2012
Dave Brown.....	55.3% (126-228).....	1987
Kyle Hughes.....	54.9% (28-51).....	2006
Dave Brown.....	54.1% (178-329).....	1989
Al Comer.....	53.2% (185-348).....	1985
Mark Lambert.....	53.2% (100-188).....	1975
Howard Dyer.....	52.4% (55-105).....	1959

Most 200 Yard Passing Games

Joey Gibson.....	7.....	2002
Jonathan Wilson.....	6.....	2003
Al Comer.....	5.....	1985
Eric Kordenbrock.....	5.....	2012
Jonathan Wilson.....	4.....	2005
Tom Schultze.....	4.....	1972
Dave Brown.....	4.....	1988
Eric Kordenbrock.....	4.....	2011

Team

Most Passes Attempted.....	426.....	2001
Fewest Passes Attempted.....	86.....	2008
Most Passes Completed.....	226.....	2001
Fewest Passes Completed.....	27.....	1955
Most Touchdown Passes.....	17.....	1959 & 2002
Fewest Touchdown Passes.....	0.....	1989
Most Yards Gained Passing.....	2,572.....	1985
Fewest Yards Gained Passing.....	438.....	1955

Career Leaders

Most Passing Yards

Joey Gibson.....	5,607.....	1999-2002
Dave Brown.....	5,603.....	1985-88
Jonathan Wilson.....	5,096.....	2003-06
Eric Kordenbrock.....	4,523.....	2010-12
Al Comer.....	4,050.....	1982-85
Al Lester.....	3,717.....	1994-97

Pass Efficiency

Howard Dyer.....	139.74.....	1958-60
<i>(149/286, 2453 yds., 22 TD, 14 int.)</i>		
Dave Brown.....	117.18.....	1985-88
<i>(416/780, 5603 yds., 28 TD, 44 int.)</i>		
Hill Ellett.....	102.54.....	1964-66
<i>(219/460, 2771 yds., 23 TD, 28 int.)</i>		

Most Completions

Joey Gibson.....	465.....	1999-2002
Eric Kordenbrock.....	430.....	2010-12
Jonathan Wilson.....	419.....	2003-06
Dave Brown.....	416.....	1985-88
Al Comer.....	337.....	1982-85

Most Touchdown Passes

Joey Gibson.....	38.....	1999-2002
Dave Brown.....	28.....	1985-88
Jonathan Wilson.....	28.....	2003-06
Kyle Hughes.....	25.....	2006-09
Hill Ellett.....	23.....	1964-66

Most Attempts

Joey Gibson.....	908.....	1999-2002
Eric Kordenbrock.....	813.....	2010-12
Dave Brown.....	780.....	1985-88
Al Lester.....	746.....	1994-97
Jonathan Wilson.....	721.....	2003-06
Al Comer.....	694.....	1982-85

Most 200 Yard Passing Games

Joey Gibson.....	13.....	1999-2002
Jonathan Wilson.....	12.....	2003-06
Eric Kordenbrock.....	9.....	2009-12
Dave Brown.....	8.....	1985-88

Highest Completion Percentage

Jonathan Wilson.....	58.1%.....	2003-06
Dave Brown.....	53.3%.....	1985-88
Eric Kordenbrock.....	52.9%.....	2010-12
Howard Dyer.....	52.1%.....	1958-60
Joey Gibson.....	51.2%.....	1999-2002

Most Interceptions Thrown

Dave Brown.....	44.....	1985-88
Tom Schultze.....	43.....	1972-73
Al Comer.....	39.....	1982-85
Murphy Sprinkel.....	37.....	1968-70
Robby Clark.....	36.....	1975-78
Al Lester.....	36.....	1994-97

1,000 Yard-Club

YEAR	CMP	ATT	YARDS
Al Comer.....	1985	185 - 348	2,380
Joey Gibson.....	2002	181 - 348	2,328
Jonathan Wilson.....	2003	168 - 296	2,260
Dave Brown.....	1988	178 - 329	2,141
Eric Kordenbrock.....	2012	193 - 344	2,008
Dave Brown.....	1986	106 - 209	1,995
Jonathan Wilson.....	2005	184 - 295	1,861
Eric Kordenbrock.....	2011	170 - 335	1,792
Tommy Schultze.....	1972	120 - 242	1,728
Joey Gibson.....	2001	144 - 276	1,572
Kelly Raber.....	1981	110 - 215	1,450
Joey Gibson.....	2000	120 - 236	1,439
Tommy Schultze.....	1973	116 - 242	1,400
Dave Brown.....	1987	126 - 228	1,368
Tony Scales.....	1992	69 - 153	1,312
Hill Ellett.....	1966	105 - 205	1,281
Kelly Raber.....	1982	115 - 231	1,256
Hill Ellett.....	1965	98 - 210	1,254
Howard Dyer.....	1960	87 - 168	1,222
Dan Fritz.....	1980	83 - 186	1,202
Mark Lambert.....	1975	100 - 188	1,176
Murphy Sprinkel.....	1968	81 - 222	1,163
Al Lester.....	1995	100 - 207	1,159
Al Lester.....	1994	96 - 224	1,107
Al Comer.....	1983	97 - 214	1,109
Kyle Hughes.....	2007	58 - 113	1,097
Howard Dyer.....	1959	55 - 105	1,072
Murphy Sprinkel.....	1969	95 - 287	1,004

Year-By-Year Leaders

YEAR	PLAYER	COMP	ATT	YARDS
1953.....	David Woolwine	32	- 78	440
1954.....	David Woolwine	35	- 105	530
1955.....	Bill Nebraska	14	- 49	216
1956.....	Duke Johnston	41	- 101	653
1957.....	Duke Johnston	37	- 90	520
1958.....	Bill Nebraska	26	- 67	497
1959.....	Howard Dyer	55	- 105	1,072
1960.....	Howard Dyer	87	- 168	1,222
1961.....	Bobby Mitchell	69	- 162	949
1962.....	Mark Mulrooney	24	- 68	263
1963.....	Butch Nunnally	53	- 124	744
1964.....	Charlie Snead	65	- 133	899
1965.....	Hill Ellett	92	- 210	1,254
1966.....	Hill Ellett	105	- 205	1,281
1967.....	Russ Quay	75	- 151	912
1968.....	Murphy Sprinkel	81	- 222	1,163
1969.....	Murphy Sprinkel	95	- 187	1,004
1970.....	Gary Shope	38	- 114	462
1971.....	Vern Beitzel	77	- 204	934
1972.....	Tommy Schultze	120	- 242	1,728
1973.....	Tommy Schultze	116	- 242	1,400
1974.....	Tony Farry	51	- 117	609
1975.....	Mark Lambert	100	- 188	1,176
1976.....	Robby Clark	40	- 96	516
1977.....	Robby Clark	54	- 105	867
1978.....	Robby Clark	70	- 173	872
1979.....	John Bangley	62	- 122	791
1980.....	Dan Fritz	83	- 186	1,202
1981.....	Kelly Raber	110	- 215	1,450
1982.....	Kelly Raber	115	- 231	1,256
1983.....	Al Comer	97	- 214	1,109
1984.....	Jim Daly	60	- 124	614
1985.....	Al Comer	185	- 348	2,380
1986.....	Dave Brown	106	- 209	1,995
1987.....	Dave Brown	126	- 228	1,368
1988.....	Dave Brown	178	- 329	2,141
1989.....	Tony Scales	16	- 43	337
1990.....	Tony Scales	39	- 93	751
1991.....	Tony Scales	30	- 82	613
1992.....	Tony Scales	69	- 153	1,312
1993.....	Spike Johnson	29	- 74	377
1994.....	Al Lester	96	- 224	1,107
1995.....	Al Lester	100	- 207	1,159
1996.....	Al Lester	77	- 146	765
1997.....	Al Lester	63	- 159	686
1998.....	Aaron Mitchell	53	- 102	916
1999.....	Joey Gibson	20	- 48	268
2000.....	Joey Gibson	120	- 236	1,439
2001.....	Joey Gibson	144	- 276	1,572
2002.....	Joey Gibson	181	- 348	2,328
2003.....	Jonathan Wilson	108	- 296	2,260
2004.....	Kirk Monteleone	76	- 120	808
2005.....	Jonathan Wilson	184	- 295	1,861
2006.....	Jonathan Wilson	45	- 92	759
2007.....	Kyle Hughes	58	- 113	1,097
2008.....	Kyle Hughes	21	- 52	478
2009.....	Kyle Hughes	47	- 99	697
2010.....	Cameron Jones	84	- 172	831
2011.....	Eric Kordenbrock	170	- 335	1,792
2012.....	Eric Kordenbrock	193	- 344	2,008

Single-Game Leaders

Individual

Highest Pass Efficiency (10-19 atts.)
 Tony Scales.....404.79.....William & Mary, 1990
 (9/12, 314 yds., 4TDs, 0 int)

Highest Pass Efficiency (20-29 atts.)
 Dave Brown.....230.40.....The Citadel, 1986
 (8/20, 320 yds., 4 TDs, 1 int)

Highest Pass Efficiency (30+ atts.)
 Hill Ellett.....191.93.....Virginia, 1966
 (22/32, 274 yds., 4 TDs, 0 int)

Most Passes Completed

Eric Kordenbrock.....	31Liberty, 2011
Kirk Monteleone.....	27Liberty, 2004
Jonathan Wilson.....	26Wofford, 2005
Joey Gibson.....	26East Tennessee State, 2001
Dave Brown.....	26Marshall, 1988
Joey Gibson.....	25Samford, 2001
Eric Kordenbrock.....	24Gardner-Webb, 2011
Jonathan Wilson.....	24Gardner-Webb, 2005
Robbie Chenault.....	24Furman, 1997
Joey Gibson.....	24Wofford, 2001

Most Passes Attempted

Joey Gibson.....	57East Tennessee State, 2001
Dave Brown.....	55Marshall, 1988
Murphy Sprinkel.....	49Boston College, 1968
Eric Kordenbrock.....	47Liberty, 2011
Joey Gibson.....	45Wofford, 2001
Robbie Chenault.....	43Furman, 1997
Eric Kordenbrock.....	43Delaware State, 2011
Kirk Monteleone.....	41Liberty, 2004
Joey Gibson.....	41Western Carolina, 2002

Highest Completion Percentage (At least 10 atts.)

Mark Lambert.....90.0% (9-10).....Virginia, 1975

Highest Completion Percentage (11-19 atts.)

Jonathan Wilson.....83.3% (15-18).....Davidson, 2005

Highest Completion Percentage (20-29 atts.)

Al Comer.....72.7% (16-22).....East Tennessee State, 1983

Highest Completion Percentage (30+ atts.)

Eric Kordenbrock.....71.9% (23-32).....Presbyterian, 2012

Most Yards Gained Passing

Dave Brown.....	422Appalachian State, 1986
Dave Brown.....	390East Tennessee State, 1986
Bobby Mitchell.....	349Buffalo, 1961
Joey Gibson.....	346The Citadel, 2000

Most Touchdown Passes Thrown

Bobby Mitchell.....	5Buffalo, 1961
Jonathan Wilson.....	4Gardner-Webb, 2005
Joey Gibson.....	4The Citadel, 2000
Tony Scales.....	4William & Mary, 1990
Dave Brown.....	4The Citadel, 1986
Hill Ellett.....	4Virginia, 1966

Most Interceptions Thrown

Tom Schultz.....	6Navy, 1973
Murphy Sprinkel.....	6Boston College, 1968

Team

Most Passes Attempted	58Wofford, 2001
Fewest Passes Attempted	2The Citadel, 1955 & 1999
Most Passes Completed	31Liberty, 2011
Fewest Passes Completed	0The Citadel, 1999
.....	0Marshall, 1989
.....	0Boston College, 1954
.....	0The Citadel, 1953
Most Net Yards Passing	422Appalachian State, 1986
Fewest Net Yards Passing	-1Richmond, 2006
Most Touchdown Passes	5Boston College, 1968
Most Passes Had Intercepted	6Buffalo, 1961

Records - Receiving



Mark Stock (1985-88) still holds the school's single-game, single-season and career receiving yards records and had 17 career 100-yard receiving games.

Career Leaders

Most Receptions

Mark Stock	165	1985-88
Zohn Burden	162	2002-05
Ronnie Moore	153	1972-75
Gary Price	117	2002-05
James Wright	114	1984-87
Steve Panchan	111	1982-85
T.J. Snelling	105	2000-03
Pedro Garcia	98	1998-99,01-02

Most Receiving Yards

Mark Stock	3,091	1985-88
Ronnie Moore	2,297	1972-75
Zohn Burden	2,111	2002-05
Dan Lyle	1,794	1989-92
James Wright	1,507	1984-87
Teray Frost	1,477	1997-2000
Pedro Garcia	1,373	1998-99,01-02

Most Touchdown Receptions

Mark Stock	20	1985-88
Zohn Burden	13	2002-05
Teray Frost	13	1997-2000
Tim Maypray	13	2006-09
Ronnie Moore	12	1972-75

Most Consecutive Games With A Reception

Zohn Burden	34	2002-05
Gary Price	34	2002-05
Kevin Solomon	23	1999-2002
Mark Stock	22	1985-88
Ronnie Moore	22	1972-73
Johnny Garnett	18	1976-77

Most 100-Yard Receiving Games

Mark Stock	17	1985-88
Zohn Burden	5	2002-05
Ronnie Moore	4	1972-75
Dan Lyle	3	1989-92
Keith Washington	3	1983-86
Teray Frost	3	1997-00

Two Players Each 100 Yards Receiving

Frank Easterly (118), Jimmy Burg (112)	Davidson, 1967
James Wright (154), Mark Stock (109)	Marshall, 1985
Mark Stock (159), Keith Washington (122)	The Citadel, 1986

Single-Season Leaders

Most Receptions

Mark Stock	74	1988
Zohn Burden	58	2005
Zohn Burden	57	2004
Tom Radle	54	1982
Pedro Garcia	48	2001
Ronnie Moore	47	1975
Ronnie Moore	46	1973
Pedro Garcia	46	2002

Most TD Receptions

Mark Stock	9	1988
Carl Rhodes	9	1965
Dick Evans	9	1959
Mark Stock	8	1986

Most 100 Yard Receiving Games

Mark Stock	8	1988
Mark Stock	5	1986
Mark Stock	3	1985

500-Yard Club

YEAR	REC	YARDS
Mark Stock.....1988	74	1,161
Mark Stock.....1986	45	1,123
Pedro Garcia.....2002	46	803
Zohn Burden.....2005	58	742
Dick Evans.....1959	35	698
Ronnie Moore.....1973	46	676
Ronnie Moore.....1972	40	673
Ronnie Moore.....1975	47	662
Teray Frost.....1998	37	654
Dan Lyle.....1992	29	631
Teray Frost.....2000	41	621
Mark Stock.....1985	31	605
Jeff Hubbard.....1995	40	603
Zohn Burden.....2003	36	599
Tom Radle.....1982	54	598
Zohn Burden.....2004	57	595
James Wright.....1987	37	566
Pedro Garcia.....2001	48	540
Tracy Hairston.....2011	40	521
Dan Lyle.....1990	23	520
Carl Rhodes.....1965	32	518
Frank Easterly.....1968	36	508
Frank Easterly.....1967	43	506

Single-Game Leaders

Most Receptions

Jeff Hubbard	13	Furman, 1995
Zohn Burden	10	Ohio, 2004 & Liberty, 2004
John Puvogel	10	Samford, 2001
Teray Frost	10	Morehead State, 1998
Tom Radle	10	Virginia, 1982
Frank Easterly	10	Boston College, 1967

Most Receiving Yards

Mark Stock	263	East Tennessee State, 1986
Mark Stock	220	Appalachian State, 1986
Tim Maypray	209	Charleston Southern, 2007
Teray Frost	193	Morehead State, 1998
Jeff Hubbard	183	Furman, 1995
Mark Stock	159	The Citadel, 1986
Dan Lyle	154	William & Mary, 1990
James Wright	154	Marshall, 1985
Zohn Burden	153	Gardner-Webb, 2005

Year-By-Year Leaders

YEAR	PLAYER	REC	YARDS
1953	Charlie Boyd	12	127
1954	Tom Dooley	11	229
1955	Dale Vaughn	6	92
1956	Bobby Jordan	14	249
1957	Bobby Jordan	19	317
1958	Carl Kasko	12	220
1959	Dick Evans	35	698
1960	Stinson Jones	26	394
1961	Kenny Reeder	26	323
1962	Kenny Reeder	12	159
1963	Joe Bush	20	333
1964	Joe Bush	18	232
1965	Carl Rhodes	32	518
1966	Bill McGowan	23	235
1967	Frank Easterly	43	506
1968	Frank Easterly	36	508
1969	Colby Trammell	29	324
1970	Steve Conlan	26	291
1971	Don Reisch	18	183
1972	Ronnie Moore	40	673
1973	Ronnie Moore	46	676
1974	Allen Morgan	21	308
1975	Ronnie Moore	47	662
1976	Johnny Garnett	23	329
1977	Johnny Garnett	23	371
1978	Robert Savage	22	358
1979	Brian Quisenberry	23	265
1980	Brian Quisenberry	16	238
1981	Teddy Gottwald	25	385
1982	Tom Radle	54	598
1983	Steve Panchan	33	334
1984	Steve Panchan	38	475
1985	Mark Stock	31	605
1986	Mark Stock	45	1,123
1987	James Wright	37	566
1988	Mark Stock	74	1,161
1989	Mark Rumph	16	276
1990	Dan Lyle	23	520
1991	Dan Lyle	16	424
1992	Dan Lyle	29	631
1993	Marlon Anderson	21	287
1994	Timmy Williams	23	476
1995	Jeff Hubbard	40	603
1996	Ed Pearson	22	262
1997	Richard Holland	37	464
1998	Teray Frost	37	654
1999	Aaron Yarbough	11	153
2000	Teray Frost	41	621
2001	Pedro Garcia	48	540
2002	Pedro Garcia	46	803
2003	Zohn Burden	36	599
2004	Zohn Burden	57	595
2005	Zohn Burden	58	742
2006	Willie Bell	17	340
2007	Tim Maypray	31	615
2008	Zach Collins	6	231
2009	Mario Scott	14	237
2010	T.J. Talley	35	407
2011	Tracy Hairston	40	521
2012	James Rogers	32	320

Records - Total Offense



Tony Scales (1989-92) ranks as VMI's career total offense leader with 5,488 yards, just 11 ahead of Thomas Haskins.

Single-Game Leaders

Individual

Most Yards Total Offense

Dave Brown	400	Appalachian State, 1986
Dave Brown	399	East Tennessee State, 1986
Al Comer	365	Marshall, 1985
Bobby Mitchell	344	Buffalo, 1961
Tony Scales	339	William & Mary, 1990

Most Total Offensive Plays

Dave Brown	64	Marshall, 1988
Joey Gibson	61	East Tennessee State, 2001
Murphy Sprinkel	59	Boston College, 1968
Al Comer	54	James Madison, 1985
Al Comer	53	William & Mary, 1985

Players With 100 Yards Rushing & Passing In A Game

Kyle Hughes (141 pass, 141 rush)	Richmond, 2009
Kyle Hughes (136 pass, 108 rush)	Robert Morris, 2007
Tony Scales (161 rush, 100 pass)	Western Carolina, 1991

Team

Most Total Plays	95	Gardner-Webb, 2007
	95	James Madison, 1990
	95	East Tennessee State, 1990
Fewest Total Plays	38	Liberty, 2010
Most Total Offense	664	West Virginia Tech, 1992
Least Total Offense	61	Villanova, 1962
Most Total First Downs	34	West Virginia Tech, 1990
Fewest Total First Downs	2	Villanova, 1962
Most First Downs (Rush)	26	West Virginia Tech, 1990
Fewest First Downs (Rush)	1	Villanova & Virginia, 1962
		UT-Chattanooga, 1985
Most First Downs (Pass)	16	Appalachian State, 1988
Fewest First Downs (Pass)	0	11 Times, (Last Time-Old Dominion, 2009)

Career Leaders

Most Total Yards Gained

Tony Scales	5,488	1989-92
Thomas Haskins	5,477	1993-96
Dave Brown	5,205	1985-88
Eric Kordenbrock	4,232	2010-12
Al Lester	4,212	1994-97

Most Total Plays

Dave Brown	1,072	1985-88
Al Lester	1,061	1994-97
Tony Scales	932	1989-92
Al Comer	919	1982-85
Thomas Haskins	911	1993-96
Eric Kordenbrock	876	2010-12

Single-Season Leaders

Individual

Most Total Plays

Al Comer	460	1985
Joey Gibson	455	2002
Dave Brown	416	1988

Most Total Yards Gained

Joey Gibson	2,597	2002
Al Comer	2,424	1985
Jonathan Wilson	2,276	2003
Dave Brown	1,971	1988

Team

Most Total Plays	869	2002
Most Total Yards	4,785	2008
Fewest Total Yards	1,813	1969

1,000-Yard Club

PLAYER	YEAR	RUSH-YDS	COMP-ATT	YARDS	-----PASSES---		
					TOTAL PLAYS	TOTAL YARDS	YARDS PER GAME
QB Joey Gibson	2002	107-269	181-348	2,328	455	2,597	216.4
QB Al Comer	1985	112-44	185-348	2,380	460	2,424	220.4
QB Jonathan Wilson	2003	71-16	168-296	2,260	367	2,276	189.7
QB Dave Brown	1988	87-(170)	178-329	2,141	416	1,971	183.7
QB Dave Brown	1986	99-96	106-209	1,995	308	1,899	189.9
QB Eric Kordenbrock	2012	36-(118)	193-344	2008	380	1,890	171.8
QB Tony Scales	1992	147-1,312	69-153	1,312	300	1,889	171.7
QB Jonathan Wilson	2005	91-6	184-295	1,861	386	1,867	169.7
TB Thomas Haskins	1996	292-1,698	2-6	60	292	1,758	159.8
QB Tony Scales	1991	185-1,105	30-82	613	267	1,718	156.2
QB Eric Kordenbrock	2011	22-(134)	170-335	1,792	357	1,658	150.7
QB Joey Gibson	2001	49-47	144-276	1,572	325	1,619	202.4
TB Thomas Haskins	1995	248-1,548	0-2	0	250	1,548	140.7
QB Tim Maypray	2008	195-1,406	9-19	255	214	1,521	138.3
TB Thomas Haskins	1994	258-1,509	0-1	0	259	1,509	137.2
QB Kelly Raber	1981	79-39	110-215	1,450	294	1,489	148.9
QB Howard Dyer	1960	92-256	87-168	1,222	260	1,478	147.8
QB Kelly Raber	1982	93-170	115-231	1,256	324	1,426	129.6
QB Joey Gibson	2000	61-(36)	120-236	1,439	297	1,403	175.4
QB Tom Schultze	1972	89-(360)	120-242	1,728	331	1,360	123.6
QB Al Lester	1995	108-199	100-207	1,159	315	1,358	123.5
QB Dave Brown	1987	96-(73)	126-228	1,368	324	1,295	117.7
QB Tony Scales	1990	134-544	39-93	751	227	1,295	117.7
TB Floyd Allen	1980	291-1,276	0-0	0	291	1,276	116.0
TB Floyd Allen	1979	265-1,249	0-0	0	265	1,249	113.5
TB Andre Gibson	1977	256-1,218	2-5	25	261	1,243	113.0
QB Tom Schultze	1973	65-(158)	116-242	1,400	307	1,242	112.9
QB Hill Ellett	1965	77-(36)	98-210	1,254	287	1,218	121.8
QB Hill Ellett	1966	60-(84)	105-205	1,281	265	1,197	119.7
QB Howard Dyer	1959	56-110	55-105	1,072	161	1,182	118.2
QB Al Comer	1983	61-6	97-214	1,109	275	1,115	101.4
QB Mark Lambert	1975	46-(64)	100-188	1,176	234	1,112	101.1
QB Russ Quay	1967	106-196	72-151	912	178	1,108	110.8
TB Ronnie Norman	1974	205-1,045	0-0	0	205	1,045	96.4
QB Al Lester	1994	51-(77)	96-224	1,107	275	1,030	93.6
TB Sean Mizzer	2006	209-1,022	0-0	0	209	1,022	92.9
QB Dan Fritz	1980	68-(188)	83-186	1,202	254	1,014	92.2
QB Murphy Sprinkel	1968	93-(157)	81-222	1,163	315	1,006	100.6

Records - All-Purpose/Longest Plays



Tim Maypray broke the single-game all-purpose yards mark by totaling 346 yards against Charleston Southern in 2007.

Career Leaders

Most All-Purpose Yardage

Thomas Haskins	7,405	1993-96
Tim Maypray	6,129	2006-09
Sean Mizzer	5,736	2002-06
Ronnie Moore	4,652	1972-75
Mark Stock	4,366	1985-88
Floyd Allen	4,131	1978-81
James Wright	3,248	1984-87
Teray Frost	3,204	1999-2000

Most Attempts

Thomas Haskins	1,022	1993-96
Floyd Allen	911	1978-81
Sean Mizzer	869	2002-06
Kim Glidewell	646	1973-76

Longest Plays

Longest Run From Scrimmage

Granville Amos	98	William & Mary, 1964
Marcus Mines	85	West Virginia Tech, 1992
Andre Gibson	85	Furman, 1976
Michael Rainey-Wiles	83	Lock Haven, 2007
Johnny Mapp	83	Catawba, 1953
Mike Patterson	81	Virginia, 1964
Thomas Haskins	80	UT-Chattanooga, 1995
Pete Mazik	80	Virginia Tech, 1962

Longest Pass Play

Brown-Stock	93	Appalachian State, 1986
Hughes-Collins	90	Coastal Carolina, 2008
Hughes-Maypray	87	Charleston Southern, 2007
Brown-Stock	85	East Tennessee State, 1986
Johnston-Jordan	85	Lehigh, 1956
Clark-Garnett	84	Furman, 1977
Kordenbrock-Lewis	83	Gardner-Webb, 2011
Morgan-Lewis	81	Stony Brook, 2011
Kordenbrock-Turner	81	The Citadel, 2012
Kordenbrock-Scott	80	Stony Brook, 2010
Kordenbrock-Rogers	80	Gardner-Webb, 2012

Longest Interception Return

Andy Tucker	100	Richmond, 1961
Robert Mason	90	Lehigh, 2005
Vern Keefer	86	Davidson, 1958
Kerr Kump	80	Boston College, 1967
Justin Huggard	70	Charleston Southern, 2003
Mike Mayo	69	The Citadel, 1986

Longest Kickoff Return

Richard Holland	100	Furman, 2000
Tim Maypray	99	The Citadel, 2007

Pete Johnson	97	Villanova, 1958
Sam Woolwine	93	Richmond, 1956
John Traynham	90	Marshall, 1961
Ronnie Moore	89	Davidson, 1975

Longest Punt Return

Chris Witts	87	Davidson, 1989
Tim Maypray	86	Gardner-Webb, 2009
Kerr Kump	84	William & Mary, 1968
Robert Savage	70	Lehigh, 1978
Gary McNeal	70	William & Mary, 1976
Ronnie Moore	66	Davidson, 1974

Longest Field Goal

Matt Maxey	57	Georgia Southern, 2000
Barrett Way	53	Liberty, 2004
Matt Sharpe	53	Coastal Carolina, 2003
Lee Wimbish	52	Richmond, 1980
Barrett Way	51	Gardner-Webb, 2005
Mike Harris	51	Richmond, 1997
Craig Jones	50	William & Mary, 1977
Four Tied	49	

Longest Punt

Brent Barth	73	Appalachian State, 2000
Brent Barth	70	Appalachian State, 2001
Sam Horner	68	Villanova, 1958
Brent Barth	67	Duquesne, 2001
Butch Nunnally	67	Iowa State, 1963
Sam Horner	66	Virginia Tech, 1959

Single-Season Leaders

All Purpose Yards

Thomas Haskins	2,134	1995
Thomas Haskins	2,092	1996
Mark Stock	2,011	1988
Thomas Haskins	2,005	1994
Tim Maypray	1,976	2007
Sean Mizzer	1,509	2003
Sean Mizzer	1,480	2004
Floyd Allen	1,451	1979

Single-Game Leaders

All-Purpose Yards

Tim Maypray	346	Charleston Southern, 2007
Tim Maypray	332	Presbyterian, 2008
Thomas Haskins	328	Richmond, 1994
Thomas Haskins	326	The Citadel, 1994
Thomas Haskins	325	The Citadel, 1996
Thomas Haskins	309	UT-Chattanooga, 1995
Thomas Haskins	303	Liberty, 1995
Mark Stock	296	East Tennessee State, 1986
Thomas Haskins	292	The Citadel, 1993

Players With 100 Yards Rushing & Receiving In A Game

Sean Mizzer (106 rushing, 104 receiving)
.....	Western Carolina, 2002

Records - Returns/Punting

Career Return Leaders

Most Kickoff Returns		Most Punt Return Yardage	
Tim Maypray	98	Ronnie Moore	741
James Wright	82	Mark Stock	530
Ronnie Moore	76	Gary McNeal	518
Thomas Haskins	73	Most Interception Return Yards Gained	
Titus Green	67	Kerr Kump	261
Most Punt Returns		Stinson Jones	205
Ronnie Moore	65	Mike Mayo	205
Mark Stock	63	Most Interception Return Touchdowns	
Gary McNeal	56	Stinson Jones	2



Top - Ronnie Moore (1972-75) amassed the most punt return yards in school history.



Brent Barth (1999-02) averaged over 42 yards per punt in his career, the best-ever by a Keydet punter.

Career Punting Leaders

Most Punts		Adam Peters	8,700
Jim Bailey	276	Brian Southard	7,823
Brent Barth	272	Highest Average (min. 60 punts)	
Adam Peters	221	Brent Barth	42.1
Brian Southard	216	(272 punts for 11,438 yards)	
Most Yards		Sam Horner	41.8
Brent Barth	11,438	(65 punts for 2,718 yards)	
Jim Bailey	10,127		

Single-Game Return Leaders

Most Kickoff Return Yards	
Titus Green	207
Most Punt Return Yards	
Ronnie Moore	169
Most Yards Gained on Interception Returns	
Andy Tucker	100

Single-Game Punting Leaders

Individual	
Most Punts	
Jim Bailey	13
Most Total Yards Punting	
Jim Bailey	472
Team	
Most Punts	
West Virginia	13
Most Total Yards Punting	
West Virginia	472

Single-Season Return Leaders

Individual	
Most Yardage, Kickoff Returns	
Tim Maypray	972
Tracy Hairston	965
Tim Maypray	889
Rajah Jenkins	763
Kevin Solomon	750
Titus Green	634
Richard Holland	628
Bryant McMillian	559
Mario Scott	554
Thomas Haskins	553
Titus Green	539
Most Yardage Punt Returns	
Eddie Willis	349
Kerr Kump	327
Mark Stock	260
Most Yardage, Interception Returns	
Kerr Kump	160
Stinson Jones	127
Andy Tucker	122
Kerr Kump	101
Team	
Most Yards, Interception Returns	
West Virginia	334

Single-Season Punting Leaders

Individual	
Most Punts	
Jim Bailey	101
Jim Bailey	93
Jim Bailey	82
Best Punting Average	
Brent Barth	47.4
Sam Horner	42.6
Bobby Jordan	42.4


Records - Defense



John Willison (1973-76) makes one of his school-record 257 career solo tackles.

Career Leaders

Interceptions		Total Tackles			
Mike Mayo	15	1984-87	Mike Rogers	457	1994-97
Stinson Jones	14	1958-61	John Willison	456	1973-76
Musa Sarki	12	2000-03	Melvin Rucker	399	1979-82
Steve Umberger	12	1980-82	Robert Mason	371	2002-05
Kerr Kump	12	1966-68	Glen Jones	367	1974-77
Frank Ladson	11	1982-83	Derik Screen	357	2000-03
Chris Clark	10	1984-87	Andre Curtis	354	1995-98
			AJ. Gross	353	2007-11
			Camillus Musselman	352	1990-93
			Chris Walsh	349	1999-2002
			Todd Baldwin	346	2002-05
Solo Tackles					
John Willison	257	1973-76			
Glen Jones	243	1974-77			
Camillus Musselman	220	1990-93			
Mike Rogers	207	1994-97			
Melvin Rucker	203	1979-82			
Walt Bellamy	188	1977-79			
Wayne Purcell	188	1987-90			
Robert Mason	183	2002-05			
Mike Mayo	166	1984-87			



Melvin Rucker (1979-82) made 158 tackles in 1981, a mark that still stands atop the single-season recordbook.

Single-Game Leaders

Solo Tackles (First Hits)

John Willison	16	William & Mary, 1976
Walt Bellamy	16	Virginia, 1979
Glen Ralston	15	Appalachian State, 1984
Bruce Kitchen	15	Virginia Tech, 1979
Frank Ladson	15	Richmond, 1983

Total Tackles

Glen Ralston	25	Western Carolina, 1984
Mike Mayo	24	Richmond, 1985
Glen Ralston	23	Appalachian State, 1984
Mike Rogers	22	William & Mary, 1996
Mike Rogers	21	ETSU, 1996
Matt Kluk	20	Georgia Southern, 1999
Anthony McIntosh	20	The Citadel, 1988

Most Interceptions

Christian Kelly	3	Charleston Southern, 2006
Gene Williams	3	The Citadel, 1973
John Landry	3	Virginia, 1972
Stinson Jones	3	Villanova, 1961

Most Fumbles Recovered

Mike Kemp	3	East Tennessee State, 1989
-----------	---	----------------------------

Single-Season Leaders

Solo Tackles

Camillus Musselman	91	1992
Cornell Lewis	89	1996
Andy Titone	88	1986
Melvin Rucker	88	1981
Dan Young	86	1987
Glen Ralston	86	1984
Anthony McIntosh	81	1988
John Willison	79	1976

Total Tackles

Melvin Rucker	158	1981
Mike Rogers	156	1996
Mike Rogers	151	1997
Derik Screen	144	2003
Glen Ralston	144	1984
Melvin Rucker	141	1980
Justin Huggard	136	2005
Camillus Musselman	130	1991
Anthony McIntosh	128	1988
Dan Young	128	1987

Interceptions

Mike Mayo	7	1985
Frank Ladson	7	1982
Steve Umberger	7	1982
Kerr Kump	7	1967

Fumbles Recovered

Mark Weiss	7	1970
------------	---	------

Single-Game Team Superlatives

Most Interceptions	6	Virginia Tech, 1959
Most Fumbles Recovered	6	East Tennessee State, 1994
	6	West Virginia, 1969
Fewest Yards Penalized	0	Richmond, 1973
	0	Boston College, 1968
	0	Army, 1956
Fewest First Downs Allowed	4	Virginia Tech '61, Furman '70
Most First Downs Allowed	36	William & Mary '91, '93
Fewest Rushing Yards Allowed	4	Saint Francis, 2008
Most Rushing Yards Allowed	558	Georgia Tech, 1975
Fewest Passing Yards Allowed	16	Richmond, 1957*
Most Passing Yards Allowed	642	Marshall, 1991
Most Total Offense Allowed	789	Marshall, 1991
Least Total Offense Allowed	42	Davidson, 1975
Most Total Offensive Plays Allowed	99	Gardner-Webb, 2005
Fewest Offensive Plays Allowed	41	Virginia Tech, 1961
	41	Florida State, 1954
Fewest Rushing Attempts Allowed	20	West Virginia Tech, 1990
	20	Davidson, 1973
Most Rushing Attempts Allowed	82	Georgia Tech, 1975
Fewest Passing Attempts Allowed	0	Virginia Tech, 1976
Most Passing Attempts Allowed	60	Davidson, 2006
Most Points Allowed	73	Liberty, 2007
Most Touchdowns Allowed	10	Liberty, 2007
	10	The Citadel, 2007
	10	Virginia Tech, 1966
	10	Cincinnati, 1953
Most Rushing Touchdowns allowed	8	Furman, 1999
Most Passing Touchdowns allowed	6	Marshall, 1991
Most Defensive Extra Points	2	Davidson, 1989

*- NCAA Record

Single-Season Team Superlatives

Most Points Allowed	468	1998
Fewest Points Allowed	93	1959
Most First Downs Allowed	268	2000
Fewest First Downs Allowed	126	1958 & 1963
Most Pass Completions Allowed	200	2008
Fewest Pass Completions Allowed	40	1975
Most Pass Attempts Allowed	338	2002
Fewest Pass Attempts Allowed	106	1954
Most Interceptions	28	1959
Most TDs Via Interceptions	4	1961
Fewest Interceptions	4	1964, 1997 and 2011
Most Rushing Yards Allowed	3,231	1998
Fewest Rushing Yards Allowed	1,313	1954
Most Rushing Attempts Allowed	643	1974
Fewest Rushing Attempts Allowed	288	1954
Most Passing Yards Allowed	2,824	1991
Fewest Passing Yards Allowed	562	1975
Most Total Offense Allowed	5,390	2000
Least Total Offense Allowed	2,204	1954
Most Offensive Plays Allowed	871	1970
Fewest Offensive Plays Allowed	394	1954

Year-By-Year Leaders

Solo Tackles (First Hits)

2012	James Fruehan	54
2011	A.J. Gross	37
2010	A.J. Gross	40
2009	Byron Allen	45
2008	Bryant Youngblood	38
2007	Marcus Brown	39
	& Bryant Youngblood	39
2006	Patrick McKinney	37
2005	Justin Huggard	50
2004	Robert Mason	66
2003	Derik Screen	60
2002	Robert Mason	44
2001	Derik Screen	61
2000	Chris Walsh	64
1999	Defly Mubangu	58
1998	Quesuan Wigfall	60
1997	Mike Rogers	67
1996	Cornell Lewis	89
1995	Kelly Cook	62
1994	Terry Tucker	60
1993	Kevin Reardon	71
1992	Camillus Musselman	91
1991	Camillus Musselman	66
1990	Wayne Purcell	64
1989	Wayne Purcell	68
1988	Anthony McIntosh	81
1987	Dan Young	86
1986	Andy Titone	88
1985	Ambrose Phillips	50
1984	Glen Ralston	86
1983	Frank Ladson	77
1982	Jim Rice	50
1981	Melvin Rucker	88
1980	Melvin Rucker	70
1979	Walt Bellamy	77
1978	Walt Bellamy	69
1977	Ned Stepanovich	55
1976	John Willison	79
1975	Glen Jones	76
1974	John Willison	77
	& Phil Upton	77

Total Tackles

(Solo and Assists)		
2012	Weston Reber	87
2011	A.J. Gross	90
2010	A.J. Gross	110
2009	Byron Allen	93
2008	A.J. Gross	67
2007	Patrick McKinney	78
2006	Patrick McKinney	82
2005	Justin Huggard	136
2004	Robert Mason	120
2003	Derik Screen	144
2002	Robert Mason	80
2001	Derik Screen	106
2000	Chris Walsh	113
1999	Defly Mubangu	98
1998	Andre Curtis	106
1997	Mike Rogers	151
1996	Mike Rogers	156
1995	Kelly Cook	121
1994	Terry Tucker	93
1993	Kevin Reardon	119
1992	Camillus Musselman	127
1991	Camillus Musselman	130
1990	Wayne Purcell	94
1989	Wayne Purcell	102
1988	Anthony McIntosh	128
1987	Dan Young	128
1986	Andy Titone	118
1985	Mike Mayo	89
1984	Glen Ralston	144
1983	Frank Ladson	106
1982	Jim Rice	92
1981	Melvin Rucker	158
1980	Melvin Rucker	141
1979	Walt Bellamy	124
1978	Walt Bellamy	122
1977	Ned Stepanovich	90
1976	John Willison	110
1975	Glen Jones	114
1974	John Willison	126

Fumbles Recovered

2012	Logan Staib/Chris Harper	2
2011	Byron Allen/James Fruehan	2
2010	7 Players with	1
2009	Eric Church	3
2008	Bryant Youngblood	2
2007	Josh Wine	3
2006	Keith Taylor	2
2005	Todd Baldwin/Travis Ludden	2
2004	4 Players with	2
2003	Justin Huggard/Mike Maleski	2
2002	10 Players with	1
2001	Derik Screen	2
2000	Quesuan Wigfall	4
1999	Richard Holland	3
1998	David Budlong/Darius Parker	2
1997	Mike Rogers/Quesuan Wigfall	2
1996	Matt Coley	2
1995	Kelly Cook/Tom Curran	2
1994	Damon Pinero	3
1993	Drew Dunnington	4
1992	Eugene Pribila/Mike Morgan	2
1991	Six Players With	1
1990	Todd Washington	3
1989	Mike Kemp	3
1988	Anthony McIntosh	3
1987	Todd Freiwald	2
1986	Andy Titone	3
1985	Three Players With	3
1984	Jimmy Walker	3
1983	Three Players With	2
1982	Blake Hippenstiel	4
1981	Jim Rice	4
1980	Barry Smith	2
1979	Tim Cox	3
1978	Walt Bellamy	2
1977	Glen Jones/Dale Ogg	3
1976	Four Players With	3
1975	Eric Radford	3
1974	Terry White	4

Passes Intercepted

2012	Mike Smith	3
2011	Four Players with	1
2010	G. Walker & T. Watkins	2
2009	Four Players with	1
2008	B. Allen & J. Rochester	2
2007	K. Taylor & B. Youngblood	1
2006	C. Kelly & J. Walton	3
2005	Four Players with	2
2004	J. Huggard & J. Walton	2
2003	Musa Sarki	5
2002	Musa Sarki	6
2001	DeAngello Plather	3
2000	Richard Holland	3
1999	R. Holland & D. Mubangu	2
1998	John Herrin	3
1997	Four players with	1
1996	Demond Ferebee	5
1995	K. Cook & T. Williams	2
1994	Torre Costin	3
1993	Kevin Reardon	3
1992	M. Morgan & T. Tucker	2
1991	Dewayne Arkadie	5
1990	Boo Lassiter	5
1989	Five Players with	1
1988	Three Players with	2
1987	Mike Mayo	5
1986	Mike Mayo	3
1985	Mike Mayo	7
1984	Scott Vaughn	3
1983	Frank Ladson	4
1982	F. Ladson & S. Umberger	7
1981	L. Dunnaville & S. Umberger	4
1980	Les Dunnaville	3
1979	Tim Cox	3
1978	Four Players with	2
1977	Tim Cox & Gary McNeal	3
1976	Bobby McQueen	4
1975	Bobby McQueen	5

The Keydets Year-By-Year

Year	Coach	Overall	Home	Away	Neutral	Points Scored	Points Against
1891	Walter Taylor	3-0-1	2-0-0	1-0-1	0-0-0	52	12
1892	No Coach	4-0-1	4-0-1	0-0-0	0-0-0	128	18
1893	No Coach	3-1-0	3-1-0	0-0-0	0-0-0	72	26
1894	No Coach	6-0-0	5-0-0	0-0-0	1-0-0	138	6
1895	G.W. Bryant	5-1-0	3-0-0	1-0-0	1-1-0	164	12
1896	G.W. Bryant	3-4-0	3-1-0	0-1-0	0-2-0	68	98
1897	R.N. Groner	3-2-0	2-0-0	1-1-0	0-1-0	76	6
1898	S.A. Boyle	4-2-0	3-0-0	1-1-0	0-1-0	110	41
1899	S.A. Boyle	1-0-0	1-0-0	0-0-0	0-0-0	39	0
1900	Sam Walker	4-1-2	2-0-2	1-0-0	1-1-0	86	16
1901	Sam Walker	4-3-0	3-0-0	1-1-0	0-2-0	199	61
1902	Sam Walker	3-3-1	3-0-1	0-1-0	0-2-0	99	90
1903	W.W. Roper	2-1-0	2-0-0	0-0-0	0-1-0	36	28
1904	W.W. Roper	3-5-0	3-2-0	0-2-0	0-1-0	70	70
1905	I.B. Johnson	2-5-1	2-2-1	0-1-0	0-2-0	40	103
1906	I.B. Johnson	4-4-0	4-2-0	0-2-0	0-0-0	68	49
1907	C.S. Roller, Jr.	5-3-0	5-0-0	0-1-0	0-2-0	282	50
1908	C.S. Roller, Jr.	3-2-0	3-1-0	0-0-0	0-1-0	120	20
1909	W.C. Gloth	4-3-0	3-1-0	0-1-0	1-1-0	59	51
1910	W.C. Gloth	3-3-1	3-0-1	0-3-0	0-0-0	69	48
1911	Alpha Brummage	7-1-0	5-0-0	0-1-0	2-0-0	203	27
1912	Alpha Brummage	7-1-0	4-1-0	3-0-0	0-0-0	163	36
1913	Henry G. Poaque	7-1-2	6-0-1	0-1-0	1-0-1	197	54
1914	Frank H. Gorton	4-4-0	4-0-0	0-1-0	0-3-0	110	95
1915	Frank H. Gorton	6-2-1	5-0-0	0-1-0	1-1-1	103	102
1916	Frank H. Gorton	4-5-0	3-2-0	0-2-0	1-1-0	233	119
1917	Earl C. Abell	4-4-1	4-0-1	0-1-0	0-3-0	162	111
1918	Abell & Mose Goodman	1-3-0	1-0-0	0-2-0	0-1-0	25	60
1919	Red Fleming	6-2-0	2-0-0	1-1-0	3-1-0	121	45
1920	Blandy Clarkson	9-0-0	3-0-0	3-0-0	3-0-0	431	20
1921	Blandy Clarkson	3-5-1	3-1-0	0-2-1	0-2-0	107	102
1922	Blandy Clarkson	7-2-0	3-0-0	3-0-0	1-2-0	291	23
1923	Blandy Clarkson	9-1-0	5-0-0	2-1-0	2-0-0	224	23
1924	Blandy Clarkson	6-3-1	4-0-0	1-3-0	1-0-1	152	29
1925	Blandy Clarkson	6-4-0	4-0-0	0-2-0	2-2-0	169	108
1926	Blandy Clarkson	5-5-0	2-2-0	0-2-0	3-1-0	80	98
1927	W.C. Raftery	6-4-0	4-0-0	1-2-0	1-2-0	144	64
1928	W.C. Raftery	5-3-2	4-1-1	0-1-0	1-1-1	95	75
1929	W.C. Raftery	8-2-0	3-1-0	2-1-0	3-0-0	155	61
1930	W.C. Raftery	3-6-0	3-2-0	0-2-0	0-2-0	30	122
1931	W.C. Raftery	3-6-1	1-2-1	1-2-0	1-2-0	82	123
1932	W.C. Raftery	2-8-0	2-3-0	0-2-0	0-3-0	44	166
1933	W.C. Raftery	2-7-1	1-1-0	1-4-0	0-2-1	44	170
1934	W.C. Raftery	1-8-0	0-2-0	0-5-0	1-1-0	51	190
1935	W.C. Raftery	2-7-1	0-4-0	1-2-1	1-1-0	63	157
1936	W.C. Raftery	6-4-0	3-0-0	3-3-0	0-1-0	122	140
1937	Allison T. Hubert	5-5-0	2-3-0	2-1-0	1-1-0	134	94
1938	Allison T. Hubert	6-1-4	3-0-1	3-1-1	0-0-2	159	86
1939	Allison T. Hubert	6-3-1	2-1-0	1-2-1	3-0-0	125	100
1940	Allison T. Hubert	7-2-1	3-0-1	2-2-0	2-0-0	127	62
1941	Allison T. Hubert	4-6-0	0-1-0	2-4-0	2-1-0	134	173
1942	Allison T. Hubert	3-5-1	1-0-0	2-2-0	0-3-1	111	130
1943	Allison T. Hubert	2-6-0	1-1-0	0-3-0	1-2-0	46	183
1944	Allison T. Hubert	1-8-0	0-2-0	1-2-0	0-4-0	65	231
1945	Allison T. Hubert	5-4-0	3-1-0	1-2-0	1-1-0	155	138
1946	Allison T. Hubert	4-5-1	3-0-0	1-3-1	0-2-0	122	188
1947	A.W. Morton	3-5-1	2-1-0	0-4-1	1-0-0	120	152
1948	A.W. Morton	6-3-0	3-0-0	2-2-0	1-1-0	183	116
1949	Thomas N. Nugent	3-5-1	1-1-0	0-3-0	2-1-1	157	207
1950	Thomas N. Nugent	6-4-0	1-1-0	3-3-0	2-0-0	189	166
1951	Thomas N. Nugent	7-3-0	2-0-0	4-3-0	1-0-0	227	162
1952	Thomas N. Nugent	3-6-1	2-0-0	1-2-1	0-4-0	165	279
1953	John McKenna	5-5-0	1-1-0	2-4-0	2-0-0	174	196
1954	John McKenna	4-6-0	1-1-0	2-2-0	1-3-0	132	223
1955	John McKenna	1-9-0	0-2-0	1-4-0	0-3-0	85	259
1956	John McKenna	3-6-1	0-1-0	2-4-1	1-1-0	167	220
1957	John McKenna	9-0-1	2-0-0	5-0-1	2-0-0	201	101
1958	John McKenna	6-2-2	2-0-0	3-1-0	1-1-2	214	99
1959	John McKenna	8-1-1	2-0-0	3-1-0	3-0-1	243	93
1960	John McKenna	7-2-1	2-0-0	5-1-1	0-1-0	218	135

2013 VMI Football Fact Book

Year	Coach	Overall	Home	Away	Neutral	Points Scored	Points Against
1961	John McKenna	6-4-0	0-1-0	5-2-0	1-1-0	134	105
1962	John McKenna	6-4-0	2-0-0	2-4-0	2-0-0	119	119
1963	John McKenna	3-5-2	2-0-0	1-2-2	0-3-0	140	134
1964	John McKenna	1-9-0	1-1-0	0-6-0	0-2-0	123	200
1965	John McKenna	3-7-0	2-0-0	1-6-0	0-1-0	121	200
1966	Vito Ragazzo	2-8-0	0-2-0	2-4-0	0-2-0	129	305
1967	Vito Ragazzo	6-4-0	2-1-0	2-2-0	2-1-0	205	195
1968	Vito Ragazzo	1-9-0	0-2-0	1-5-0	0-2-0	90	290
1969	Vito Ragazzo	0-10-0	0-2-0	0-6-0	0-2-0	78	409
1970	Vito Ragazzo	1-10-0	1-2-0	0-7-0	0-1-0	120	451
1971	Bob Thalman	1-10-0	1-2-0	0-7-0	0-1-0	78	257
1972	Bob Thalman	2-9-0	1-3-0	1-6-0	0-0	150	299
1973	Bob Thalman	3-8-0	2-1-0	1-7-0	0-0	118	316
1974	Bob Thalman	7-4-0	4-0-0	2-4-0	1-0-0	212	175
1975	Bob Thalman	3-8-0	1-3-0	2-4-0	0-1-0	162	187
1976	Bob Thalman	5-5-0	2-2-0	2-2-0	1-1-0	138	206
1977	Bob Thalman	7-4-0	5-0-0	2-4-0	0-0	223	155
1978	Bob Thalman	3-8-0	1-4-0	1-4-0	1-0-0	114	227
1979	Bob Thalman	6-4-1	4-1-1	2-3-0	0-0	158	210
1980	Bob Thalman	3-7-1	1-2-1	2-4-0	0-1-0	142	242
1981	Bob Thalman	6-3-1	2-2-0	3-1-1	1-0-0	165	156
1982	Bob Thalman	5-6-0	3-1-0	1-4-0	1-1-0	221	180
1983	Bob Thalman	2-9-0	2-4-0	0-5-0	0-0	100	339
1984	Bob Thalman	1-9-0	1-3-0	0-5-0	0-1	121	320
1985	Eddie Williamson	3-7-1	3-1-1	0-6-0	0-0	189	333
1986	Eddie Williamson	1-10-0	0-4-0	1-6-0	0-0	138	370
1987	Eddie Williamson	4-7-0	3-2-0	1-4-0	0-1-0	118	235
1988	Eddie Williamson	2-9-0	2-3-0	0-5-0	0-1-0	152	298
1989	Jim Shuck	2-8-1	2-3-0	0-5-1	0-0	151	307
1990	Jim Shuck	4-7-0	3-2-0	1-4-0	0-1-0	251	346
1991	Jim Shuck	4-7-0	3-2-0	1-4-0	0-1-0	243	373
1992	Jim Shuck	3-8-0	3-2-0	0-5-0	0-1-0	245	315
1993	Jim Shuck	1-10-0	1-3-0	0-6-0	0-1-0	139	396
1994	Bill Stewart	1-10-0	0-5-0	1-4-0	0-1-0	153	437
1995	Bill Stewart	4-7-0	3-2-0	1-4-0	0-1-0	269	350
1996	Bill Stewart	3-8-0	2-3-0	1-5-0	0-0	189	296
1997	Ted Cain	0-11-0	0-5-0	0-6-0	0-0	93	384
1998	Ted Cain	1-9-0	1-4-0	0-5-0	0-0	137	432
1998	Donny White*	0-1-0	0-1-0	0-0	0-0	10	36
1999	Cal McCombs	1-10-0	1-5-0	0-5-0	0-0	77	400
2000	Cal McCombs	2-9-0	2-4-0	0-5-0	0-0	227	434
2001	Cal McCombs	1-10-0	1-5-0	0-5-0	0-0	164	446
2002	Cal McCombs	6-6-0	3-2-0	2-4-0	1-0-0	314	415
2003	Cal McCombs	6-6-0	4-2-0	2-3-0	0-1-0	359	257
2004	Cal McCombs	0-11-0	0-5-0	0-6-0	0-0	137	327
2005	Cal McCombs	3-8-0	2-4-0	1-4-0	0-0	230	319
2006	Jim Reid	1-10-0	1-3-0	0-7-0	0-0	199	433
2007	Jim Reid	2-9-0	1-5-0	1-4-0	0-0	267	461
2008	Sparky Woods	4-7-0	4-2-0	0-5-0	0-0	378	369
2009	Sparky Woods	2-9-0	1-4-0	1-5-0	0-0	225	338
2010	Sparky Woods	3-8-0	2-2-0	1-7-0	0-0	174	311
2011	Sparky Woods	2-9-0	2-3-0	0-6-0	0-0	187	351
2012	Sparky Woods	2-9-0	2-4-0	0-5-0	0-0	133	388
All-Time Totals		463-647-42	269-181-15	124-353-15	70-109-12	18,045	22,388

COACHING RECORDS


Name	Seasons	Years	Overall	Pct.	Home	Away	Neutral	Name	Seasons	Years	Overall	Pct.	Home	Away	Neutral
Walter Taylor	1	1891	3-0-1	.875	2-0	1-0-1	0-0	Allison T. Hubert	10	1937-46	43-45-8	.490	18-9-2	15-22-3	10-14-3
G.W. Bryant	2	1895-96	8-5	.615	6-1	1-1	1-3	A.W. Morton	2	1947-48	9-8-1	.528	5-1	2-6-1	2-1
R.N. Groner	1	1897	3-2	.600	2-0	1-1	0-1	Thomas N. Nugent	4	1949-52	19-18-2	.513	6-2	8-11-1	5-5-1
S.A. Boyle	2	1898-99	5-2	.714	4-0	1-1	0-1	John McKenna	13	1953-65	62-60-8	.508	17-7	32-37-5	13-16-3
Sam Walker	3	1900-02	11-7-3	.595	8-0-3	2-2	1-5	Vito Ragazzo	5	1966-70	10-41	.196	3-9	5-24	2-8
V.W. Roper	2	1903-04	5-6	.455	5-2	0-2	0-2	Bob Thalman	14	1971-84	54-94-3	.368	30-27-2	19-61-1	5-6
I.B. Johnson	2	1905-06	6-9-1	.406	6-4-1	0-3	0-2	Eddie Williamson	4	1985-88	10-33-1	.239	5-10-1	2-21	0-2
C.S. Roller, Jr.	2	1907-08	8-5	.615	8-1	0-1	0-3	Jim Shuck	5	1989-93	14-40-1	.264	12-12	2-24-1	0-4
W.C. Gloth	2	1909-10	7-6-1	.536	6-1-1	0-4	1-1	Bill Stewart	3	1994-96	8-25	.242	5-10	3-13	0-2
Alpha Brummage	2	1911-12	14-2	.875	9-1	3-1	2-0	Ted Cain	2	1997-98	1-20	.048	1-9	0-11	0-0
Henry G. Poague	1	1913	7-1-2	.800	6-0-1	0-1	1-0-1	Cal McCombs	7	1999-05	19-60	.241	13-27	5-32	1-1
Frank H. Gorton	3	1914-16	14-11-1	.558	12-2	0-4	2-5-1	Jim Reid	2	2006-07	3-19	.136	2-8	0-12	0-0
Earl C. Abell	1	1917	4-4-1	.500	4-0-1	0-1	0-3	Sparky Woods	5	2008-12	13-42	.236	11-15	2-28	0-0
Abell & M. Goodman	1	1918	1-3	.250	1-0	0-2	0-1	*Athletic Director Donny White coached the final game of the 1998 season vs. The Citadel (L, 36-10), on an interim basis.							
Red Fleming	1	1919	6-2	.750	2-0	1-1	3-1								
Blandy Clarkson	7	1920-26	45-20-2	.687	24-4	9-10-1	12-6-1								
W.C. Raftery	10	1927-36	38-55-5	.413	21-16-2	9-24-1	8-15-2								

Alumni Memorial Field Records

Best Home Season:5-0, 1977
Most Points Scored by a Team:70, The Citadel vs. VMI, Nov. 17, 2007
Biggest Combined Score:107, VMI 52 vs. Gardner-Webb 55, 3 OT, Oct. 22, 2005
Lowest Combined Score:3, VMI vs. Richmond (0-3), Sept. 30, 1967
Longest Run From Scrimmage:98, Granville Amos (VMI), vs. William & Mary, Sept. 19, 1964
Longest Pass Completion:94, Mike Pusey - Gerald Harp (Western Carolina), Oct. 28, 1978
Longest Interception Return:90, Robert Mason (VMI) vs. Lehigh, Sept. 24, 2005
Longest Kickoff Return:100 yds., Reggie Evans (Richmond), Sept. 15, 1979
.....Richard Holland (VMI) vs. Furman, Sept. 23, 2000
Longest Punt Return:89, Ricardo Clark (Marshall) Oct. 27, 1990
Longest Punt:77, Joe Agee (William & Mary), Nov. 8, 1985
Most Field Goals:5, Craig Jones (VMI), vs. William & Mary, Sept. 10, 1977
Longest Field Goal:53, Barrett Way (VMI), vs. Liberty, Nov. 6, 2004
Most Individual Yards Rushing:277, Thomas Haskins (VMI) vs. The Citadel, Nov. 16, 1996
Most Individual Yards Passing:422, Dave Brown (VMI), vs. Appalachian State, Nov. 15, 1986
Most Individual Yards Receiving:240, David Conklin (William & Mary), Sept. 13, 1997
Most Individual Yards, Total Offense:426, Ryan Alexander (Davidson), Sept. 2, 2006
Most Individual Receptions:11, Kwento Ikwuezunma (Chattanooga), Oct. 13, 2001
.....Aryvea Holmes (Samford), Nov. 17, 2001
.....James Perry (Gardner-Webb), Oct. 3, 2009
.....Stephan Towns (Stony Brook), Oct. 17, 2009
Most Passes Intercepted (Individual):3, Marcus Johnson (The Citadel), Nov. 14, 1998
.....Jim King (The Citadel), Oct. 22, 1970
.....Kenny Booker (UT-Chattanooga), Oct. 20, 1984
Most Team Yards Rushing:539, Georgia Southern vs. VMI, Oct. 2, 1999
Fewest Team Yards Rushing:-4, Saint Francis, Sept. 6, 2008
Most Team Yards Passing:498, William and Mary vs. VMI, Sept. 13, 1997
Fewest Team Yards Passing:0, VMI vs. Richmond, Oct. 4, 2008
Most Team Total Offense:688, UT-Chattanooga, Oct. 11, 1980
Most Combined Total Offense:1138, VMI (648) vs. Presbyterian (490), Nov. 22, 2008
Most First Downs:36, William & Mary, Oct. 12, 1991
Most Yards Penalized:217, Richmond, Oct. 29, 1983
Most Passes Intercepted (Team):6, Navy, Sept. 15, 1973
Most Fumbles Lost:5, Appalachian State, Sept. 18, 1976 & Furman, Sept. 14, 1974
Largest Crowd:10,000, VMI vs. Navy, Sept. 15, 1973
Smallest Crowd:2,400, VMI vs. Davidson, Oct. 31, 1970



Dave Brown threw for 422 yards against Appalachian State on November 15, 1986.



Craig Jones kicked an Alumni Memorial Field record five field goals against William & Mary in 1977.

Honors & Awards

Henry Fairfax Ayers '06 Medal

(Given to the Most Valuable Player)

1971 - George Ramsey, III
 1972 - Mac Bowman
 1973 - Eugene Williams
 1974 - Andy Dearman, III
 1975 - Ronnie Moore
 1976 - Kim Glidewell & John Willison, Jr.
 1977 - Glen Jones
 1978 - Robby Clark & Dale Ogg
 1979 - Walt Bellamy & Jeff Morgan
 1980 - Butch Hostetter
 1981 - Floyd Allen
 1982 - Melvin Rucker
 1983 - Anthony Agostinelli
 1984 - Mike Wooten
 1985 - Al Comer
 1986 - Keith Washington
 1987 - Dan Young
 1988 - Mark Stock
 1989 - Charles Plageman
 1990 - Wayne Purcell
 1991 - Dwayne Ross
 1992 - Kelly Holbert
 1993 - Kevin Reardon
 1998 - Andre Curtis
 1999 - Stillman Clark
 2000 - Richard Holland
 2001 - Chris Walsh
 2002 - Joey Gibson
 2003 - Derik Screen
 2004 - Robert Mason
 2005 - Robert Mason
 2006 - Sean Mizzer
 2007 - Tim Maypray
 2008 - Tim Maypray

Harry G. Lee '47

12th Man Award

1989 - Frank Wilder
 1990 - Alvin Schmidt
 1991 - Matt Ankrum
 1992 - Brian Giiba

J. Smith Ferebee '27 Coaches' Award

1989 - Mark Cager
 1990 - Turner Mebane
 1991 - Mike Perfetti
 1992 - Brian Jordan
 2005 - Travis Ludden
 2006 - Jonathan Wilson

Academic All-American

1976 - Bob Bookmiller (2nd Team)
 1978 - *Bob Bookmiller (2nd Team)
 - Craig Jones (1st Team)
 1979 - *Craig Jones (1st Team)
 1983 - David Twillie (2nd Team)
 1984 - David Twillie (1st Team)
 1986 - Dan Young (1st Team)
 1987 - Dan Young (2nd Team)
 1988 - Anthony McIntosh (1st Team)
 *Recipient NCAA Postgraduate scholarship

Dr. Martin D. Delaney, Jr. '28 Award

(Originally begun as the Award of Honor, it is now given to the Most Improved Football Player.)

1958 - John Engels
 1959 - Marty Caples
 1960 - Not Awarded
 1961 - Dewitt Worrell
 1962 - Not Awarded
 1963 - Not Awarded
 1964 - Richard Phillips
 1965 - Unknown
 1966 - James B. Clarke
 1967-70 - Not Awarded
 1971 - Tom Napier and Walt Chalkley
 1972 - Blake Thomas
 1973 - Cliff Biram
 1974 - Ron Bongiovanni
 1975 - Ray Brooks
 1976 - Ralph George
 1977 - Jim Reynolds
 1978 - Allan Soltis
 1979 - Rick Gilbert
 1980 - Jeff White
 1981 - Ozzie Belcher
 1982 - Dan Martin
 1983 - Frank Ladson
 1984 - Neil Lowenstein
 1985 - Kevin Washington
 1986 - Erich Diehl
 1987 - Phil Riggleman
 1988 - John Adamez
 1989 - Tony Douglas
 1990 - Chris Witts
 1991 - Andy Andrews
 1992 - Robert Gay
 1993 - Robert Gay
 1998 - Darius Parker
 1999 - Matt Kluk
 2000 - Bryan Rodriguez
 2001 - Michael Kirk
 2002 - Musa Sarki
 2003 - Jonathan Wilson
 2004 - Kirk Monteleone
 2005 - Mike Maleski
 2006 - Jeff Marcey
 2007 - George Handler
 2008 - Zach Collins

National Football

Foundation

Scholar-Athletes

1978 - Bob Bookmiller
 1979 - Craig Jones
 1982 - Teddy Gottwald
 1984 - David Twillie
 1987 - Dan Young
 1988 - Anthony McIntosh
 1989 - Charles Plageman

Keydets in the NFL

Sam Horner - Washington Redskins (1960-61), New York Giants (1962-63)
Pete Johnson - Chicago Bears (1959)
Joe Muha - Philadelphia Eagles (1946-50)
Bosh Pritchard - Philadelphia Eagles (1942, 1946-51), New York Giants (1951)
Vince Ragunas - Pittsburgh Steelers (1949)
Ray Reutt - Pittsburgh-Philadelphia Steagles (1943)
Mark Stock - Pittsburgh Steelers (1989), Washington Redskins (1993 & 1994) & Indianapolis Colts (1996)
Bobby Thomason - Los Angeles Rams (1949), Green Bay Packers (1951), Philadelphia Eagles (1952-57)
Mike Wooten - Washington Redskins (1987)

Keydets in the CFL

Thomas Haskins - Montreal Alouettes (1997-2002)
Tim Maypray - Montreal Alouettes (2010-11)

Keydets in Post-Season Play

Floyd Allen, Senior Bowl (1982)
 Lorenzo Carpenter, All-America Classic (1992)
 Andy Dearman, All-American Bowl (1975)
 Howard Dyer, Senior Bowl (1961) & All-American Bowl (1961)
 Jay Grumbling, Blue-Gray (1951)
 Weir Goodwin, Blue-Gray (1951)
 Sam Horner, Blue-Gray (1960)
 Jack Hutchinson, Blue-Gray (1948)
 Craig Jones, Hula Bowl (1980)
 Jim McFalls, Senior Bowl (1959)
 Joe Muha, Blue-Gray (1942)
 Bosh Pritchard, Blue-Gray (1941)
 Mark Stock, East-West Shrine (1989) & Senior Bowl (1989)
 Paul Shu, Blue-Gray (1939)
 Joe Stump, Blue-Gray (1948)
 Bobby Thomason, Blue-Gray (1948)
 Cameron Thompson, Blue-Gray (1948)
 Gene Williams, All-American Bowl (1974)
 John Willison, All-American Bowl (1977)

Note: Some team awards were not given from 1994-98.

Lettermen (1950-2012)

A-A-A-A

Howard Abegeah, 2006-09
 Jerry Acuff, 1969-70
 John Adamez, 1986-88
 Joe Adee, 1950
 Anthony Agostinelli, 1980-83
 Jeff Akers, 1997, 1999
 Damiso Alexander, 2007-10
 Byron Allen, 2008-11
 Floyd Allen, 1978-81
 Terrell Allen, 2005-06
 Will Alley, 1998-2000
 Mike Alston, 1976-79
 Kellam Ames, 1984
 Granville Amos, 1962-64
 Rudy Amos, 1961-62
 Bill Anderson, 1952
 Mel Anderson, 1958
 Marlon Anderson, 1992-95
 Ryan Anderson, 2005
 Andy Andrews, 1989-91
 Mike Andriunus, 2001
 Fred Anson, 1950
 Leslie Apedoe, 1999
 Robbie Appell, 2005-06
 Frank Arbruzzese, 1966
 Dewayne Arkadie, 1989-93
 Butch Armstead, 1959-61
 Jason Armstead, 1998-2001
 Greg Arnett, 1974-77
 Joe Arnold, 1973-76
 Keashawn Artis, 2005-07
 Bill Aton, 1988-89
 A.J. Augustine, 2012
 Mark Austin, 1995
 Jeff Ax, 1985

B-B-B-B

Steve Bader, 1981
 Brett Badgett, 1994
 Le Badgett, 1958-60
 Bill Bailey, 1974
 Jim Bailey, 1969-71
 Rob Bailey, 2008-11
 Barry Baker, 1973
 Jack Baker, 1994
 Curt Baldwin, 1986
 Todd Baldwin, 2002-05
 Bob Ball, 1970-72
 Barry Ballard, 1981
 Steve Ballowe, 1969
 John Bangley, 1979
 Fred Barber, 1993
 Keith Barber, 1976-77
 Keith Barfield, 1973
 Furnace Barnes, 2005
 Lee Barnes, 1966-68
 Jeff Barnes, 1987-89
 Marcus Barnes, 2002-05
 Jason Barnett, 1992-93
 Bryan Barnson, 2007-10
 Chris Barnwell, 1988
 William Barringer, 1989
 Leon Barrow, 2006-07
 Brent Barth, 1999-2002
 Don Basham, 1956
 Stan Bass, 1981-82
 Richard Bates, 1977-78
 Terry Batts, 1992
 Tom Baur, 1972
 Truman Baxter, 1957-58
 Bill Beale, 1988, 1990
 Chuck Beale, 1961-63
 Jabarr Bean, 1994-97
 Jack Beason, 1995-96
 Greg Beck, 1976-77
 Austin Beckham, 1978-81
 Foster Beeker, 1996
 Bob Beerbower, 1971
 Vern Beitzel, 1970-71
 John Bell, 1999-2002
 Willie Bell, 2005-06
 Mike Bellamy, 1977-79
 Valt Bellamy, 1977-79
 Joe Benda, 1977-78
 Charles Bennett, 1996-98
 Jeff Berkley, 1994
 Kirby Bernick, 1950
 Bob Biddle, 1966-68
 Cliff Biram, 1972-73
 Rick Biram, 1973
 Charlie Bishop, 1966-67
 Brandon Bissell, 1995-97
 Bill Black, 1961-63
 Mark Black, 1985
 Eddie Blair, 1969-71
 Ozzie Blecher, 1981
 Aaron Blue, 2008-11
 Andy Boardman, 1976
 James Boatright, 2007-11
 Brandon Bock, 2012
 Larry Boese, 1964-65
 Bill Boland, 1970-71
 Clinton Bond, 1998
 Ron Bongiovanni, 1972-74
 Tommy Bonnett, 1950-52
 Bob Bookmiller, 1976-78
 Ross Booth, 1998-99, 2001, 2004
 Mark Bornhorst, 1982-84
 Jerry Borst, 1955-58
 Julian Bowers, 2008-10
 Mac Bowman, 1970-72

William Bowman, 1984
 A.S. Boxley, 1951, 1953
 John Boyd, 1961-62
 Tom Boyer, 1996-99
 Danny Bradach, 1973-76
 Mike Bradley, 1999-2002
 Arc Brandriff, 1957-58
 Ben Brandt, 2007-10
 Adam Brankamp, 2000-01, 2004
 Fritz Braunlich, 1986
 Keith Braxton, 1993-996
 David Brazier, 1989
 James Breckinridge, 1964-66
 Steve Breeding, 1969-71
 Shawn Breen, 1999
 Bill Brehaney, 1951-52
 Dexter Bridge, 2011-12
 Trent Bridges, 1983-86
 Jason Brinkmoeller, 2002
 Mark Bristol, 1985-87
 Jay Brock, 1982
 Cabell Brockman, 1997-98
 Hal Brodie, 1971-72
 George Brooks, 1970-72
 Ray Brooks, 1973-75
 Travis Brooks, 1998
 Jamie Browder, 1965
 Dave Brown, 1986-88
 Frank Brown, 1980
 Jeff Brown, 1984
 Jim Brown, 1975
 J.R. Brown, 1997
 Marcus Brown, 2004-07
 Rick Brown, 1989
 Robert Brown, 2004-07
 Sam Brown, 2000-03
 Steve Brown, 1999-2000
 Tony Browne, 1999-2001
 Henry Bruno, 1971
 William Burtan, 1966
 John Buchanan, 1994
 John Budde, 1978-80
 Glen Buck, 1989
 David Budlong, 1995-98
 Chris Bunn, 1986-87
 Zohn Burden, 2002-05
 Jim Burg, 1965-67
 Robert Burns, 1984-86
 Doug Burton, 2012
 Keith Burwell, 1992-93
 Scott Burris, 1996-98
 Joe Bush, 1962-64
 Ashley Butler, 1969
 Charlie Byrd, 1951-54
 Jimmy Byron, 1952

C-C-C-C

Alonzo Cabell, 1990-92
 Mark Cager, 1986-89
 Don Caldwell, 1979
 Emilio Calvin, 2008-11
 Robert Campbell, 1959-61
 Tom Campbell, 1967-69
 John Candler, 1959-61
 Martin Caples, 1958-60
 Thomas Carboni, 1981-83
 Skip Carleton, 1999-2002
 Greg Carlson, 2001-02
 Paul Carlton, 1950-52
 Lorenzo Carpenter, 1989-92
 Ward Carr, 1968
 Al Carter, 1988, 90
 Brett Carter, 1988
 Linwood Carter, 1965
 Scott Carter, 1981, 83
 Troy Carter, 1952-53
 Hunt Cary, 1991-92
 Jon Casarotti, 1990-91
 Pat Casteel, 2000-02
 Ryan Cates, 1998-2001
 Christopher Caudill, 1982
 John Caulfield, 1970
 Gene Caution, 1998-2001
 Chip Chace, 2005
 Valt Chalkley, 1971
 Bruce Chambers, 1970-72
 John Chapla, 1965-66
 Shawn Chapman, 2010-12
 Justin Chetney, 2006
 Robbie Chenaull, 1997-99
 John Chicoli, 1986
 John Chisholm, 2000
 Cale Christensen, 1994-97
 George Chumbley, 1950-52
 Eric Church, 2008-10
 Chris Clark, 1984-87
 Jeff Clark, 1992
 Jordan Clark, 1994, 1996-98
 Melvin Clark, 1973
 Robby Clark, 1975-78
 Robert Clark, 1990-93
 Stillman Clark, 1999-2000
 Troy Clark, 1985-87
 James Clarke, 1966
 Phil Clayton, 1970
 Adrian Cmerck, 2002-04
 Barry Coceano, 1981-83
 Jerry Codutti, 1972-75
 Clifton Coger, 1984-86
 Mike Colacicco, 1983, 1985
 Charlie Cole, 1961-63
 Mike Cole, 1971-73

Tommy Cole, 1976
 Jimmy Coley, 1950
 Matt Coley, 1994-97
 Jud Collier, 1969
 Nick Collins, 1976-78
 Ray Collins, 1952, 2002
 Robert Collins, 2010-12
 Zach Collins, 2006-09
 Lucas Combs, 2007-10
 Alvin Conner, 1983-85
 Mike Conaway, 1973, 1976
 Steve Conlan, 1970
 Ian Connor, 1989
 Tony Conques, 1971
 Mark Conway, 1969-70
 James Cook, 1982
 Kelly Cox, 1994-97
 Michael Cook, 1983
 Bobby Cooper, 1954
 Emmanuel Cooper, 2011-12
 Bob Coopy, 1967-68
 Tim Cordle, 1978
 William Corn, 1980-82
 Alex Correll, 2002-04
 Joe Corsaro, 1977-78
 Torre Costin, 1994
 Ben Cottrell, 1980
 Charles Coulson, 1951
 Scott Council, 1988-91
 Craig Cox, 1976-79
 Tim Cox, 1977-79
 Monty Craft, 1989
 Bruce Crawford, 1972-72
 Travis Crittenden, 2002
 John Cross, 1991-93
 Jason Crowder, 1994-97
 Edwin Cruz, 2008
 Donnie Cumberland, 1973
 Don Cupit, 1969-70
 Tom Curran, 1995-97
 Andre Curtis, 1995-98
 Jack Curtis, 2007, 09
 Bill Currence, 1964
 Gene Curry, 1952

D-D-D-D

Kevin Daigh, 1969-71
 Bobby Dale, 1956-58
 Bryan Dalton, 1998
 Jim Daly, 1983-85
 Tom Daniel, 1958-59
 Sam Daniels, 1993-94
 David Darden, 1988
 Louis Darden, 1978-80
 Eric Davidson, 1989-90
 Bill Davis, 1961-63
 Chip Davis, 1974, 1976
 Conrad Davis, 1961-63
 Craig Davis, 1989
 James Davis, 1989-90
 Joey Davis, 1991
 Robert Davis, 1984-85
 Benny Day, 1956-57
 Chip DeCarli, 1975-76
 Bruce DeGroot, 1972
 Frank DeLaine, 1973-75
 Andy Dearman, 1972-74
 Daryl Deke, 1981
 Cal Depew, 1968
 D.J. Derenzo, 1986
 Bill Derrett, 1965
 James Devens, 2011
 John Devlin, 1991-94
 John Dick, 1973
 Erich Diehl, 1985-87
 Chuck Dininger, 1950-52
 Tivris Dixon, 1995-97
 John Dodge, 1981
 Pat Donahue, 1984
 Tom Dooley, 1955
 Chris Doss, 1991-93
 Justin Douglas, 1996-98
 Tony Douglas, 1988-1990
 Matt Drake, 2002-05
 Lou Drake, 1953
 Robert Draper, 1985
 Peter Dreisbach, 2003
 Steve Duxek, 1992-93
 Mike Dugan, 1971-72
 Tom Dumouchelle, 1988
 Brian Duncan, 2003-05
 Ed Duncan, 1960
 J.R. Dunkley, 1960-61
 Leslie Dunnaville, 1979-81
 Andrew Dunnington, 1992-94
 Wyatt Durette, 1959-60
 John Durt, 1969-71
 Walt Duryea, 1963
 Howard Dyer, 1958-60

E-E-E-E

Tommy Earle, 1977-79
 Frank Easterly, 1966-68
 David Eberhardt, 2012
 Kris Edelman, 1991-92
 Mike Eden, 1978-81
 Heath Edmiston, 1994-97
 Mike Edwards, 1993-95
 Jerry Eggleston, 1950
 Claud Eley, 1950-51
 Greg Ellen, 1961-63
 Hill Ellett, 1964-66

David Ellington, 1969-70
 Frank Ellis, 2007-08
 Billy Elmore, 1955-56
 John Engels, 1956-58
 Denton Ensminger, 2011-12
 Eric Enslay, 1993
 Greg Enterline, 1982-84
 Bobby Epps, 2008
 Dick Evans, 1957-59
 Nick Evasovich, 1955-57
 Chi Chi Ezekwe, 2006-07

F-F-F-F

Jon Fabyonic, 1992-94
 John Falzone, 1965-66
 Lou Farmer, 1955-56
 Tony Farry, 1972-74
 Josh Favaro, 2007-10
 Martin Fedenko, 1977-79
 Greg Fedor, 1997-2000
 Neal Felty, 1983-84
 Dick Fencil, 1953-54
 Demond Ferbee, 1993-94, 96
 Tom Ferguson, 1974-77
 Thomas Felvey, 1950, 1952
 Doug Finlayson, 1970
 Al Fiorini, 1963
 Martin Fisher, 1957
 Rusty Fitzgerald, 1963-65
 Jason Fletcher, 1996
 W.F. Flood, 1970
 Raymond Flowers, 1989-92
 Mike Foesch, 1990-91
 Mike Foley, 1951-54
 Wade Foltz, 1979-81
 Lee Foresman, 1976
 Jimmy Foster, 1955
 Wes Foster, 1955
 Andy Fox, 1996-97
 John Fox, 2003-05
 Vichael Fox, 2002, 03, 2005
 Paul Fraim, 1968-70
 Joe France, 1987
 John Frankberger, 1950-51
 Bob Franks, 1971-73
 Mike Freeman, 1975-77
 Todd Freiwald, 1985-87
 Tim Friece, 1998, 2000
 Dan Fritz, 1979-80
 Brian Froelich, 1990, 1992-93
 Teray Frost, 1997-2000
 James Fruehan, 2011-12
 Bill Fuller, 1986
 Keith Fuller, 1991
 Caleb Furlow, 2011-12
 Glen Furr, 1972-74

G-G-G-G

Pedro Garcia, 1998-99, 2001-02
 Johnny Garnett, 1974-77
 Jay Garrett, 1998-2000
 Ty Garvin, 2011-12
 Robert Gay, 1992-93
 Tony Gentile, 1966-68
 Ralph George, 1973-76
 Andre Gibson, 1975-77
 Joey Gibson, 1999-2002
 Johnny Gilbert, 1952
 Rick Gilbert, 1978-79
 Don Giles, 1962-63
 Jim Sam Gillespie, 1957-58
 Jim Sam Gillespie III, 1992
 Jeff Gillette, 1994
 Chris Gilliland, 2004-06
 Ed Glackin, 1973-76
 Chl Glenn, 1979
 Brian Gliba, 1993-95
 Kim Glidewell, 1973-76
 Dutch Goddard, 1974-77
 Geoff Goff, 1991-94
 Terrell Golden, 2004-05
 Jose Gomez, 1977-78
 Tim Gompers, 1974-75, 1977
 Steve Good, 1969
 J.C. Goode, 2012
 Wei Goodwin, 1950-51
 Rick Goodwin, 2006-07
 Teddy Gottwald, 1979-82
 Andrew Gore, 2006-07
 Patrick Goulden, 2011-12
 Erwin Grabinska, 1984
 Bill Graf, 1950
 Keith Graham, 1999-2002
 Bo Grant, 1974-76
 Mark Graybill, 1960-61
 Anthony Green, 1976, 1978
 Titus Green, 2001, 2003, 2005
 J.C. Gregory, 1986
 John Griffin, 1965, 1967-68
 Marcus Griffin, 1995
 Rick Griffith, 1969-70
 Bill Grigg, 1978, 1980-81
 Dan Gutes, 1992-94
 A.J. Gross, 2008-11
 Jay Grumbling, 1950-51
 Marvin Gundy, 1993
 Bill Guy, 1952-53

H-H-H-H

Bob Habasevich, 1966-68
 Bill Haberlein, 1958-60
 Tracy Hairston, 2008-11

Rusty Hale, 1989-91
 Eric Hall, 2003-06
 John Hall, 1970-72
 Mike Hall, 1979-81
 Tom Halliday, 1967, 1969
 Tony Hamilton, 1976-78
 Phil Hamric, 1959
 George Handler, 2006-09
 Chris Harper, 2010-12
 Steve Harrington, 1966-68
 Grant Harris, 2003-05
 Greg Harris, 1993-96
 Mike Harris, 1995-98
 Noel Harris, 1978
 Ryan Harris, 2004
 Eric Harrison, 1987-88, 1990
 James Harrison, 1983
 Eric Hart, 1962-64
 Leon Hartless, 1960
 Thomas Haskins, 1993-96
 Mike Hatfield, 1980
 Bruce Hauck, 1983
 Taylor Hay, 1950
 Wade Hawkins, 1987-90
 Mike Hayes, 1997
 Tim Hayes, 1988-89
 Daryl Haymon, 1999-2000
 Willard Hays, 1950
 Tom Hedge, 1950
 Stewart Heishman, 1984-85
 Mark Hennigan, 1989
 Gabe Hensley, 1999-2000
 Wayne Hepler, 1969-70
 Paul Hebert, 1965-67
 John Herrin, 1998
 Jack Herzog, 2003-06
 Jake Hickman, 1994-97
 Justin Hickman, 2008-09
 Jack Hill, 1950
 Ron Hill, 1993, 1995-97
 John Hince, 1966-67
 Doug Hines, 1973-75
 Blake Hippenstiel, 1981-83
 Steven Hite, 2008-09
 John Hobbs, 1973-76
 Bob Hockley, 1967-69
 Bill Hoehel, 1960-61
 Chris Hoffman, 1990
 Kelly Holbert, 1990-92
 Christian Holland, 1951
 Richard Holland, 1997, 99-00
 Colby Hollingsworth, 2003-06
 Ray Holloway, 2004
 Rod Hollowell, 1960
 Avi Hopkins, 1995-97
 Sam Horner, 1957-59
 Butch Hostetter, 1977-80
 Charles Houk, 1967-68
 Tommy Howell, 1970
 Craig Howard, 1999-2001
 Jeff Hubbard, 1992-94
 Jim Hubbard, 1987-89
 Paul Hudson, 1950-51
 Justin Huggard, 2002-05
 Kyle Hughes, 2006-09
 Kamau Hull, 2001, 2003-05
 Michael Hulyo, 1981-84
 James Hummer, 2009
 Jay Hunt, 1997-98
 Scott Hunter, 1985
 Larry Huser, 1977-79
 Joe Hurley, 1986-88
 Eric Hutchings, 1973-76
 Mike Hutchings, 2006
 Myles Hutchinson, 1951
 William Hyman, 2012

I-I-I-I

Wilson Ileso, 2006
 George Inge, 1988-90
 Tom Inge, 1959
 Jim Ingram, 1970-71
 Mike Inteso, 1987
 Richard Irby, 1964, 1966
 Clark Irvine, 2011-12
 Garland Isaacs, 1972, 1974
 Steve Isola, 1991
 Gabe Itoka, 2007-10
 Gordon Ivascu, 1980

J-J-J-J

Carl Jackson, 1978
 Darius Jackson, 1994, 1996-98
 Nathaniel Jackson, 2004-07
 P.J. Jackson, 1998-2000
 Alex James, 2012
 Oliver James, 1979-80
 Raleigh James, 1972
 Paul Janshego, 1954-55
 Greg Jarvis, 1987
 Tony Jaworski, 1970-71
 Rajah Jenkins, 2008
 Butch Jennings, 1990-91
 Mike Jesensky, 1979
 Thomas Jewett, 1980-82
 Andre Johnson, 1992-94
 Arturo Johnson, 1987
 Chris Johnson, 1986
 Christian Johnson, 2003-04
 Derrick Johnson, 1983-86
 Deshawn Johnson, 1994-96
 John Paul Johnson, 1955

Kyle Johnson, 2006-08
 Marlon Johnson, 1995
 Michael Johnson, 2009-11
 Pete Johnson, 1956-58
 Spike Johnson, 1992-93
 William Johnson, 1973
 Curtis Johnson, 1980-81
 Donnie Johnson, 2002-04
 Duke Johnson, 1956-57
 Bob Jones, 1970
 Cameron Jones, 2008-10
 Charlie Jones, 2009-11
 Chaz Jones, 2008, 10-11
 Cory Jones, 1990
 Craig Jones, 1976-79
 Glenn Jones, 1974-77
 Hugh Jones, 1964-65
 Robby Jones, 1977-79
 Royce Jones, 1952-54
 Stephone Jones, 1983-85
 Stinson Jones, 1958-61
 Toby Jones, 1981-83
 Bobby Jordan, 1954-57
 Brian Jordan, 1990-92

K-K-K-K

Vic Kane, 1991-92
 Carl Kasko, 1956-58
 Rick Kastleberg, 1973
 Verne Keefe, 1956-58
 Frank Keeney, 2007
 Chris Keever, 1989-91
 John Keilty, 2007
 Jehan Keitt, 2003
 Christian Kelly, 2006-07
 Mike Keer, 1987-89
 Yerry Keneally, 1970
 Don Kern, 1959-60
 Rick Killmeyer, 1992-94
 Scott Kimball, 1983
 Mike Kimbly, 1989
 Randy Kinsey, 1970
 Robert Kinlow, 1951
 Michael Kirk, 2000-03
 Ted Kirk, 1969-71
 Bill Kirkland, 1957-78
 Bruce Kitchen, 1979
 Karl Kinar, 1951-53
 Wes Kite, 2000, 2002
 Matthew Kluk, 1999-2002
 Don Komara, 1980-81
 Eric Kordenbrock, 2010-12
 Ken Kovac, 1986
 Travis Kraft, 1994
 Andy Kratt, 1996
 Jerry Kress, 1954
 Steve Krickovic, 1985-86
 Kerr Kump, 1967-68
 Tom Kurkoski, 1957-59

L-L-L-L

Bob LaPosta, 1965
 Frank Ladson, 1982-83
 Darian Lafferty, 1999-2001
 Jim Lambert, 1965
 Mark Lambert, 1975-77
 Pete Lampman, 1986-88
 Butch Land, 1962
 John Landry, 1970-72
 Jack Landford, 1950-52
 Jay Lasek, 1980-82
 Boo Lassiter, 1989-90
 John Lauerman, 1950
 Charlie Lawery, 1952-55
 Brad Lawrence, 1988
 Steve Lawrence, 1975
 David Lawson, 1993
 Mark Layne, 1978-80
 Carl LeBourdais, 1954-56
 Bill Leck, 1950
 Mike Ledford, 1992-93
 Jerry Ledlow, 1985
 Bob Lee, 1964
 John Lee, 1984
 Tommy Leemon, 1969
 Ken Legum, 1959-61
 Rob Leighty, 1950-51
 Brian Lengvarsky, 1997-99
 Al Lester, 1994-97
 Bruce Leve, 1962
 Aaron Lewis, 2009-12
 Austin Lewis, 2009
 Cornell Lewis, 1995-97
 Charlie Liesfield, 2003-06
 Scott Lipscomb, 1980-83
 Tommy Lloyd, 2004-07
 Bob Lockridge, 1968-70
 Dickie Lockridge, 1967-70
 Jimmy Lofton, 1972-75
 John Long, 1981-84
 Chip Louthan, 1974
 Howie Louden, 1994-96
 Jack Lowden, 1950

Neil Lowenstein, 1982-84
Will Lucas, 2010-12
Travis Ludden, 2005-08
John Ludt, 1967-69
Allan Lunsford, 1989-90
Frank Lumpkin, 1978
Rich Lykins, 1970
Dan Lyle, 1989-92
Josh Lyles, 2001-04
Terrell Lynch, 2009, 11
Dick Lyons, 1952, 1954-55

M-M-M-M-M

Travis Mabrey, 1987-89
James MacDonald, 1950-51
Gary Mackey, 1966-68
Mike Maguigan, 1966, 1968
Michael Mahoney, 1966
Abey Malave-Lopez, 2000-02, 04
Brian Malast, 2000, 2002-03
Mike Maleski, 2002-05
Jimmy Mallis, 1986
Thomas Manning, 1984
Cameron Manuel, 1979
Johnny Mapp, 1951-53
Jeff Marcey, 2006-07
Andrew Marcotte, 2011-12
Ted Mariani, 1951-52
Alvin Markhand, 1950-51
Chuck Marks, 1967-68
Miguel Marshall, 2010-11
Dan Martin, 1980-82
Dave Martin, 1955
Curtis Mason, 1989-92
Robert Mason, 2002-05
Art Massaro, 1982-84
Kevin Massenbourg, 1982
Bland Massie, 1976
Gabe Mastrobruno, 1977-80
Kip Mattis, 1987
Rick Mattoso, 1995
Lawrence Mauck, 1976
Matt Maxey, 1999-2002
Jonathan Mayo, 1992-94
Mike Mayo, 1984-87
Tim Maypray, 2006-09
Connor Mays, 2011-12
Pete Mazik, 1962-63
Anthony Mazza, 1951
Jim McCallum, 1952
Chuck McCarthy, 1984
Pat McCarthy, 1977-79
Tom McCarthy, 1982-85
Travis McDaniel, 1991-93
Pat McDowell, 1997, 2000
Jim McFall, 1955-58
Dick McFarlin, 1950
Bill McGarrath, 1984, 86-87
Matt McGonegle, 2004
William McGowan, 1966
Dan McGrew, 1986-88
Anthony McIntosh, 1985-88
Mark McIntyre, 1972-73
Steve McKenna, 1976-77, 1979
Patrick McKinney, 2006-09
Harry McKnight, 1972-74
Jeff McLean, 1976-78
Mark McLean, 1977-78
Chuck McLennan, 1955-56
LaShae McMillan, 2004
Bryant McMillan, 1991-92
Terrence McMillan, 1988
Richard McMinn, 1990
Gary McNeal, 1955-56
Bobby McQueen, 1973-76
Graham McPherson, 1995-98
Chris Meacham, 1990-93
Ricky Mears, 1987-88
Turner Mebane, 1989-90
Dennis Merklinger, 1960-61
Ted Mervosh, 1964-66
Matt Metheny, 1988-90
Tom Mihalik, 1973-76
Ned Mikula, 1968, 1970
Dave Miles, 1973-75
Bill Miller, 1952-55
Brad Miller, 2003-04
Scott Miller, 1969-70
Malacki Mills, 1981-82
John Milstead, 1990-92
Nick Mims, 2006-08
Marcus Mines, 1989-92
Ryan Mingus, 2005, 2007
Claiborne Minor, 1964-66
Gil Minor, 1960-62
Rick Minor, 1969
Terry Minor, 1993-96
Kirk Minton, 1973
Aaron Mitchell, 1998, 2000
Bobby Mitchell, 1959-61
John Mitchell, 1982-83
Kevin Mitchell, 1982-83
Sidney Mitchner, 1992-94
Rob Mittelstadt, 1999
Sean Mizzer, 2002-04, 06
Bob Modarelli, 1960-62
Matt Modarelli, 1993
Jose Mojica, 1996-97
Justin Mollo, 1995-96

Dan Monahan, 1984-85
Kirk Monteleone, 2003-05
Joe Moody, 1954-56
Lee Moon, 1967, 1969
Alan Moore, 1966
Doug Moore, 2012
Pat Moore, 1971
Ronnie Moore, 1972-75
Sean Moore, 2002-05
Joe Morabit, 1959
Adam Morgan, 2010-12
Allen Morgan, 1972-74
Jeff Morgan, 1976-79
Johnny Morgan, 1953-54
Mike Morgan, 1990-92
Pat Morrison, 1959-61
Chris Morris, 1999-2000
John Morton, 1973
Howard Moss, 1957-59
Kenny Moseley, 1999, 2001
Sam Moutrie, 1972
Bill Mowll, 1962
Defny Mubanga, 1997-99, 2001
Doug Muirhead, 1970-71
Mike Muller, 1978
Kerry Mullin, 1976
Mark Mulrooney, 1962-63
Camillus Musselman, 1990-93
Calvin Murray, 1980-82
Cameron Murray, 2009-11
Daniel Murphy, 1984
Hershel Murray, 1959
Larry Murray, 1988
Nate Murray, 2012
Tom Myers, 1962-63

N-N-N-N-N

Tom Napier, 1970-72
Steel Nardozi, 2003-05
Joe Naselli, 1966-68
Derek Neal, 2000
Bill Nebraska, 1955-58
Mike Necessary, 1983-85
Chad Neely, 1994-95
Ed Negro, 1977-78
Roger Nerone, 1965
Dan Newcomer, 1973-74
Jay Newcomer, 1972-74
Doug Nichols, 1970-71
Richard Nickel, 1963
Kyle Ninkard, 2007-09
John Noon, 1970
Ronnie Norman, 1972-74
Mike North, 1969-70
Todd Northrop, 1987-89
Butch Nunnally, 1961-63

O-O-O-O-O

Robert Oaks, 2003-04
Jimmy O'Dell, 1958-59
John O'Donnell, 1967
Tim O'Neil, 1952
George O'Neill, 1956, 1958
Steve Oddi, 1974-77
Dale Ogg, 1976-78
Frank Oliver, 1965-66
Mike Ondos, 1958-59
John Orrison, 1966
Bob Osler, 1978-79
Greg Otey, 1984-86
Bob Owen, 1950
Tyler Owens, 2012
Hunt Ozmer, 1975

P-P-P-P-P

Sam Palmer, 2008
Steve Palmar, 1983-84
Steve Panchem, 1983-85
Brian Pannell, 1986, 1988-89
Mark Pappas, 1981-82
Jon Pardew, 1990-91
Darius Parker, 1996-99
Rick Parker, 1964
Tom Parker, 1972-73
Lance Parnell, 1990-91
Kenneth Parns, 1966
John Parrott, 1984-87
Ed Patnesky, 1962
Maury Pauling, 2002-03
Ken Patrick, 1959-60
Mike Patterson, 1963-64
Samuel Patterson, 2012
Jeff Paul, 1989
William Paultette, 1968
Maury Pauling, 2001-04
Joe Pausenbaugh, 1978
Gerard Payne, 2006-07
Jonathan Payne-Wimbish, 2011
Ed Pearson, 1996, 2000
Binnie Peay, 1961
Clark Peele, 1971
Mike Perfetti, 1989-92
Chris Perry, 2004-05
Gary Persinger, 1979-81
Adam Peters, 2003-06
Dave Petka, 1986-89
Neal Petree, 1950-51
William Pfeiffer, 1978

Ambrose Phillips, 1983-85
Richard Phillips, 1962-64
Dan Phlegar, 1963-65
Phillip Pickens, 2009, 12
Damon Pinerio, 1994
Charles Plageman, 1986-89
DeAngello Plather, 2000-02
Eric Plogger, 1991-92
Wesley Poff, 1990
David Podiak, 2000-01, 03-04
Bob Polk, 1960
John Portasik, 1950-51
Fred Poss, 1952-53
Rives Potts, 1970
Bill Powell, 1958-60
Joseph Powell, 1951
Bill Powers, 1986-87
Ethan Preston, 2012
Eugene Pribila, 1990-93
Gary Price, 2002-04
J.V. Price, 1972
Brett Prillaman, 1998-2001
Matt Prokop, 1999-2000
Mark Pruden, 1982
Wayne Purcell, 1987-90
John Puvogel, 2000-01, 03-04
Allan Pyke, 1973-75
Dave Pyle, 1976-77

Q-Q-Q-Q-Q

Bo Quattrone, 1987-89
Russ Quay, 1967
John Quinn, 1959
Brian Quisenberry, 1978-80
Henry Quisenberry, 1950-51

R-R-R-R-R

Kelly Raber, 1981-82
Bob Rader, 1955-57
Eric Radford, 1973-76
Jim Radle, 1982-84
Tom Radtke, 1980-81
Michael Rainey-Viles, 2007-10
Paul Raiz, 1987
Bill Ralph, 1951-53
Glen Raiston, 1983-85
George Ramer, 1951-53
Pete Ramsey, 1969-71
Robert Randolph, 1965-66
Richard Rankin, 1965-66
Jacob Ratchford, 2001
Sam Ratcliffe, 1973
Alex Ray, 2008-10
Marc Ray, 2009-10
Steve Ray, 1970
Kevin Reardon, 1991-93
Weston Reber, 2009, 11-12
Dave Redman, 1984-85
Adam Reel, 2004-06
Andy Reel, 2001-02
Bill Reed, 1962, 1964
Ken Reeder, 1960-62
Tyler Reedy, 2008-09
Greg Reese, 1998
Ron Reimman, 1984
Don Reisch, 1970-71
Tom Replogle, 1974-77
Erik Reynolds, 1992-93
Jeff Reynolds, 1974-76
John Reynolds, 1975-77
Carl Rhodes, 1964-65
Tom Rhodes, 1964-65, 1967
Jaron Rice, 2011
Jim Rice, 1980-82
Oscar Richardson, 1972-74
John Riding, 1970
Phil Riggleman, 1985-87
George Ripley, 1950-51
Worth Roberts, 1970
Darryl Robinson, 1980-83
Doug Robinson, 1988-89, 91-92
George Robinson, 1950-51
Joey Robinson, 2006-07
Joseph Robinson, 1977
Richard Robinson, 1996
Jacob Rochester, 2005-08
Bryan Rodriguez, 1999-2001
Steve Roenker, 1987-89
James Rogers, 2011-12
Mike Rogers, 1994-97
Chuck Rogerson, 1983-84
Louis Rolan, 1979-80
Victor Rosen, 2004
Bobby Ross, 1956-58
Dwayne Ross, 1988-91
Stefan Ross, 2009-12
Dan Rothenmel, 1974
Bryan Royster, 2005
Louis Rucker, 1982-83, 85
Melvin Rucker, 1979-82
Nick Ruffin, 1956-58
Chris Rule, 1988-90
Mark Rumph, 1988-90
Ray Rushton, 1980-82
Brian Rychlik, 1992-93

S-S-S-S-S

Milt Salter, 1970-72
Charles Sanders, 1992-93
Walt Sanders, 1980-81
Musa Sarki, 2000-03
P.V. Sarver, 1983-84
Robert Savage, 1978-80
Brandon Savochka, 1992-93
Bob Scaglione, 1983-85
Tony Scales, 1989-92
Cliff Schademan, 2004
Ray Schaper, 1974-77
Larry Schaudies, 1971-73
Chip Schelhorn, 1974-75
Ryan Schelske, 2002
Bob Schmalzreidt, 1965-67
Charlie Schmas, 1966
Alvin Schmidt, 1989-90
Dave Schrader, 1969-70
Andrew Schultz, 1992
Ben Schultz, 1995, 1997
Tom Schultze, 1972-73
Ken Scott, 1958-59
Mario Scott, 2007-10
Derik Screen, 2000-03
Harry Seigfried, 1976-77
Nick Servidio, 1952-54
Jeff Sexton, 2009-12
Patrick Sexton, 2010, 12
Matt Sharpe, 2001-03
Wendell Shay, 1952-53
Emmy Shedlock, 1965
Harry Shepherd, 1956-57
John Sherrod, 1993
Gary Shick, 1972
Cody Shirley, 2012
Fred Shirley, 1959-61
Gary Shope, 1970
Steve Short, 1980-82
Carl Showalter, 1980-81
Lou Shuba, 1959-60
Jim Shumaker, 1961, 1963
John Shuman, 1976-79
Joe Siler, 1952-53
R. C. Simmons, 2001-02, 2004
Mike Sisler, 1967-69
Rucker Slater, 1986
Tom Slater, 1963-65
Barry Smith, 1980-82
Clarence Smith, 2002-03
D'Angelo Smith, 2009-11
Derek Smith, 2006
Fred Smith, 1966-68
Jack Smith, 1994-95
Julian Smith, 1967
Justin Smith, 2010-12
Larry Smith, 1966-68
Mike Smith, 2010-12
Reginald Smith, 1981-83
Terry Smith, 1969
Tripp Smith, 2001-04
Charlie Sneed, 1962-64
Josh Sneed, 2008-11
T.J. Snelling, 2000-03
Bob Snodgrass, 1993
Buzz Snyder, 1955

Joe Sokolowski, 1988-90
Kevin Solomon, 1999-2001
Allan Soltis, 1976-78
Brian Southard, 1989-92
Logan Sorenson, 2009
Tom Sowers, 1968
Tony Spevak, 1995-96
Murphy Sprinkel, 1968-70
George St. John, 1951
Matt Staton, 1995
Joseph Stratford, 1966
Paul Staiger, 1973-74
Logan Staib, 2011-12
Bill Stainback, 1967-68
Ned Stepanovich, 1975-77
Mark Stephenson, 1992-94
Greg Stevens, 2008
Marcus Stiltner, 1999-2001
Lee Stillwell, 1966-68
Mark Stock, 1985-86, 88
Dave Stratford, 2012
Ryan Stratis, 2006
Joe Straub, 1962-64
Chris Strock, 1995
Scott Strong, 1967
Joe Stump, 1950
Anthony Sturgill, 1999-2002
Roger Sturgill, 1983
Greg Sturz, 2001-03
Jason Stutts, 1995-96
Denny Sullivan, 1969-71
Ty Summers, 1999-2002
Darrell Summerville, 1994-95
Robert Susnar, 1986-87
Patrick Sweeney, 2007-08
Levi Swindell, 2006-09
Ron Swirk, 1955-57
Keith Sykes, 1986-88

T-T-T-T-T

Judd Tabor, 1994
Mike Talley, 1963, 1965

Ryan Talley, 1995
T.J. Talley, 2008-11
Paul Tate, 1981, 1983
Don Taylor, 1966-67
Jafri Taylor, 2009
Joe Taylor, 2006-08
Keith Taylor, 2005-08
Lionel Taylor, 1986-89
Dennis Telzrow, 1964-66
Hardy Temoney, 2008, 10-12
Justin Tench, 2009
Mike Teubner, 1969-71
Lloyd Thacker, 1957-58
Mike Thacker, 1965-67
Billy Thomas, 1994-97
Blake Thomas, 1970, 1972
Rick Thomas, 1969
Jim Thomassell, 1970
Scott Thomasson, 1980-81
Alec Thompson, 2012
Eric Thompson, 2002
Mario Thompson, 2010-12
Maurice Thompson, 1982-84
Terry Thompson, 1982-84
Andre Thornton, 1994-97
Jim Thornton, 1952-54
Wayne Thornton, 1972
Juan Thrasher, 2008-11
Dap Tillery, 1987-90
William Tilling, 1982-84
Cris Timmons, 1978-80
Andy Titone, 1986
Maximilian Toch, 1966
Lamont Toliver, 1984
Mark Tomlin, 2009
Hugh Tompkins, 1966-68
Bruce Torbett, 1972-74
Bill Tornabene, 1961-63
Jim Toth, 1977
Richard Townsend, 1972
Tracy Toye, 1986-88
Colby Trammell, 1967, 1969
John Traynham, 1958-61
Tom Trobridge, 1979-80
Vince Trombetta, 1951
Jim True, 1958
Andy Tucker, 1961-63
Mike Tucker, 1972
Terry Tucker, 1992-94
Todd Tudor, 1980, 1982-83
Rick Tufaro, 1974-75
John Turley, 1956
David Turner, 2010, 12
Jabari Turner, 2011-12
John Turner, 1963-65
Leon Turner, 1978
Robert Turner, 1983
Mike Tutor, 1993-95
David Twillie, 1981-84
David Tyler, 1982-84
Sam Tyus, 1986

U-U-U-U-U

Steve Umberger, 1980-82
Phil Upton, 1972-75

V-V-V-V-V

Dick Valentine, 1970-71
Matt Van Wie, 2002
Neil Varnado, 1988
Bill Vaughn, 1950
Dale Vaughn, 1954-55
Scott Vaughn, 1983-84
Ron Vaughns, 1999, 2001-03
Buster Venable, 1969-70
Andy Viola, 2005-08
Daniel VonSchuch, 2006

W-W-W-W-W

Randy Wainman, 2004
Doug Walker, 1961-63
Eric Walker, 1990, 1992-93
Greg Walker, 2008-11
James Walker, 1984
Jim Wall, 1985-86
Damani Wallace, 1993-95
G.J. Walley, 1978-80
Chris Walsh, 1999-2002
Andrew Walton, 2004-05
Aubrey Walton, 1984, 1986
Jamaal Walton, 2003-06
Tommy Walton, 2003
Jeremy Ward, 2002-05
Kris Ware, 2006, 2008-10
Billy Dee Washington, 1998-2001
Jeff Washington, 1977-79
John Washington, 1986-89
John Washington, 2011-12
Kevin Washington, 1985-88
Keith Washington, 1983-86
Todd Washington, 1989-91
Trae Watkins, 2008-11
Mike Watson, 2006-07
Tom Watt, 1950
Bob Watts, 1966-67
Deon Watts, 2011-12
Barrett Way, 2004-06
Marvin Watts, 1971-73

Gregg Weaver, 1976-78
Ed Webb, 1999-2000
Rusty Webb, 2006
Zach Webb, 2008
Cliff Weddington, 1993
Dick Weede, 1958-60
Kyle Weidlich, 1980-81
Mark Weiss, 1970-72
Bill Welsh, 1961-63
Eddie Wertz, 1994-95
Larry Wertz, 1964-66
Jim Westbrook, 1969-70
Lake Westfall, 1953-55
Larry Wetsel, 1960
Jamie Whitt, 1991-93
Donny White, 1962-64
Jason White, 1995-98
Jeff White, 1978-80
Ken White, 1988-99
Michael "Robbie" White, 2010-11
Terry White, 1972-75
Tim White, 1984-85
Trent White, 2010
Wayne Whiting, 2012
Butch Whitt, 1963-64
James Whitaker, 1988-90
Court Whitman, 1996-98
Quesuan Wigfall, 1997-2000
Frank Wilder, 1990-91
David Wilkinson, 1965-66
Ron Wilkosz, 1974, 1976
Dick Willard, 1959-61
Calvin Williams, 1985-88
Gene Williams, 1971-73
Joe Williams, 1990-93
Larry Williams, 1976-78
Matt Williams, 2000
Miller Williams, 2011-12
Ty Williams, 1991-92, 1994-95
Eddie Willis, 1963-65
John Williams, 1973-76
Bland Wilson, 1950
John Wilson, 1983
Jonathan Wilson, 2003-06
Scott Wilson, 1994-95
Lee Wimbish, 1980-83
Josh Wine, 2007-10
Cardell Winfield, 1995-98
Warren Winning, 1981-83
Carl Wittig, 1979
Chris Wits, 1989-90
Mike Wood, 1985, 1987-88
Eric Woodhouse, 1984-85
Chippy Woods, 1950-52
Tony Woods, 1989-92
Mike Woodward, 1974
Dave Woolwine, 1951-54
Richard Woolwine, 1980-81
Roy Woolwine, 1984
Sam Woolwine, 1978-80
Sam E. Woolwine, 1955-57
Michael Wooten, 1981-84
Jimmy Workman, 1964
DeWitt Worrell, 1960-61
Ed Woy, 1951-52
Bo Wren, 2007-10
Craig Wright, 1989
Eric Wright, 1989-90
James Wright, 1984-87

Y-Y-Y-Y-Y

Aaron Yarbough, 1997-2000
Jeff Yates, 1975
Rocky Yost, 1969-70
Dan Young, 1984-87
Bryant Youngblood, 2006-09

Z-Z-Z-Z-Z

Chris Zaleski, 1989
Warren Zeiders, 1951-52
Jeff Zeigler, 1989-92
Derrick Zigar, 2012
Ricky Zgol, 1984-86
Daryoush Ziai, 1984
Tony Zoetis, 1977-79

Year-By-Year Results

1891 (3-0-1)		1900 (4-1-2)		1907 (5-3)		1914 (4-4)	
VMI	OPP.	VMI	OPP.	VMI	OPP.	VMI	OPP.
6 Washington and Lee	0 11	at Washington and Lee	0 17	at Virginia	18 29	Hampden-Sydney	7
0 Washington and Lee	0 0	Virginia	0 6	Davidson (Roanoke)	10 10	Richmond	0
18 St. John's (Md.)	0 0	St. Alban's	0 0	Virginia Tech (Roanoke)	22 28	William & Mary	0
28 at Pantops	12 11	Georgetown (Richmond)	16 58	William & Mary	0 6	Gallaudet	0
52 Totals	12 41	Washington and Lee	0 69	Baltimore Medical	0 7	at Georgia Tech	28
		Hampton Athletic Club	0 37	Navy Yard Athletics	0 7	UNC (Charlotte)	30
		Virginia Tech (Roanoke)	0 44	Roanoke College	0 23	Clemson (Richmond)	27
		Totals	16 52	Eastern College	0 0	Virginia Tech (Roanoke)	3
				Totals	50 110	Totals	95
1892 (4-0-1)		1901 (4-3)		1908 (3-2)		1915 (6-2-1)	
VMI	OPP.	VMI	OPP.	VMI	OPP.	VMI	OPP.
18 St. John's	0 0	30 Hampden-Sydney	0 30	William & Mary	0 25	Hampden-Sydney	7
12 Wake Forest	12 12	at Georgetown	5 21	Hampden-Sydney	0 19	William & Mary	6
34 Duke	0 0	46 at Washington and Lee	6 2	St. John's	10 7	Gallaudet	0
34 Kentucky	0 30	Virginia (Lynchburg)	29 57	Staunton Mil. Academy	0 13	Richmond	6
30 Washington and Lee	6 0	Virginia Tech (Norfolk)	21 0	Virginia Tech (Roanoke)	10 3	North Carolina (Greensboro)	3
128 Totals	18 44	Maryland	0 120	Totals	20 0	at Virginia	44
		Totals	61			Wake Forest	6
						Clemson (Richmond)	3
						Virginia Tech (Roanoke)	27
						Totals	102
1893 (3-1)		1902 (3-3-1)		1909 (4-3)		1916 (4-5)	
VMI	OPP.	VMI	OPP.	VMI	OPP.	VMI	OPP.
28 Washington and Lee	0 4	0 St. Alban's	0 3	28 Roanoke College	0 0	5 19 Hampden-Sydney	0
10 North Carolina	4 199	11 at Georgetown	23 0	0 3 UNC (Lynchburg)	32 0	8 66 William & Mary	0
34 Richmond	0 0	33 Richmond	0 0	0 0 St. John's	6 6	0 54 Gallaudet	0
0 Virginia	22 0	10 UNC (Lynchburg)	17 22	17 22 Randolph-Macon	5 19	51 9 at Maryland	15
72 Totals	26 49	0 29 Hampden-Sydney	0 0	0 6 William & Mary	59 90	13 at North Carolina	38
		0 11 Washington and Lee	50 59	Totals	90	14 Catholic U	16
		0 5 Virginia Tech (Norfolk)	50 59			37 Clemson (Richmond)	7
		Totals	90			6 7 Virginia	20
						0 14 Virginia Tech (Roanoke)	23
						Totals	119
1894 (6-0)		1903 (2-1)		1910 (3-3-1)		1917 (4-4-1)	
VMI	OPP.	VMI	OPP.	VMI	OPP.	VMI	OPP.
44 St. Albans	0 6	24 Old Point College	0 0	0 at North Carolina	6 7	14 15 Hampden-Sydney	14
4 Washington and Lee	0 24	6 N.C. State	0 0	0 0 Norfolk Blues	0 14	53 53 William & Mary	0
48 Hampton Athletic Club	0 36	6 North Carolina (Roanoke)	28 0	0 33 William & Mary	28 0	0 at Army	34
16 Washington & Lee	0 0	Totals	28 22	28 22 at Virginia	0 0	14 Maryland	14
10 Virginia Tech (Staunton)	6 99	0 10 UNC (Lynchburg)	17 22	8 Maryland	0 0	7 Davidson (Danville)	23
16 Roanoke College	0 6	0 29 Hampden-Sydney	0 0	6 at Georgetown	14 15	0 54 Roanoke	0
138 Totals	6 6	0 11 Washington and Lee	50 59	Totals	48 48	0 N.C. State (Richmond)	17
		0 5 Virginia Tech (Norfolk)	50 59			0 19 Gallaudet	3
		Totals	90			0 0 Virginia Tech (Roanoke)	6
						Totals	111
1895 (5-1)		1904 (3-5)		1911 (7-1)		1918 (1-3)	
VMI	OPP.	VMI	OPP.	VMI	OPP.	VMI	OPP.
18 at Washington and Lee	0 6	0 N.C. State	6 6	0 at North Carolina	27 6	6 at Maryland	7
44 Richmond	0 36	0 at Navy	12 12	0 0 Norfolk Blues	0 19	0 at Newport News Navy	41
26 Roanoke College	0 0	26 Marine Officers	6 6	0 33 William & Mary	0 233	19 Gallaudet	6
30 Washington and Lee	0 0	0 at Virginia	0 0	28 0 at Virginia	28 0	0 Virginia Tech (Roanoke)	6
42 N.C. State (Atlanta)	6 6	6 at St. John's	12 5	8 Maryland	0 0	Totals	60
4 Virginia Tech (Lynchburg)	6 12	0 0 N.C. State	6 6	6 at Georgetown	14 15		
164 Totals	12 0	0 at Navy	12 12	Totals	48 48		
		26 Marine Officers	6 6				
		0 at Virginia	0 0				
		6 at St. John's	12 5				
		0 6 Davidson	0 6				
		6 27 Augusta Military Acad.	17 38				
		0 5 Virginia Tech (Roanoke)	12 5				
		Totals	70 70				
1896 (3-4)		1905 (2-5-1)		1912 (7-1)		1919 (6-2)	
VMI	OPP.	VMI	OPP.	VMI	OPP.	VMI	OPP.
12 Washington and Lee	0 6	0 N.C. State	5 5	38 Rollers (AMA)	0 25	3 Hampden-Sydney	0
0 at Washington and Lee	6 27	6 Davidson	8 8	12 5 Davidson (Roanoke)	0 0	25 21 W&M (Richmond)	3
42 Allegheny Institute	0 0	0 UNC (Winston-Salem)	17 17	0 6 N.C. State	5 19	0 at Virginia	7
0 St. Alban's	22 70	0 0 Virginia Tech (Richmond)	34 27	0 25 Randolph-Macon	0 0	0 N.C. State (Roanoke)	21
14 St. John's	0 0	4 0 Randolph-Macon	10 26	17 6 at Virginia	22 162	29 at North Carolina	7
0 Virginia Tech (Roanoke)	24 46	12 11 St. John's	10 26	38 Richmond	0 0	14 Davidson (Lynchburg)	7
0 Virginia (Lynchburg)	46 98	6 23 William & Mary	29 3	80 Catholic U	0 0	41 Roanoke	0
68 Totals	98 0	0 at Navy	12 12	5 St. John's (Roanoke)	27 6	13 Virginia Tech (Roanoke)	0
		26 Marine Officers	6 6	Totals	27 6	Totals	45
		0 at Virginia	0 0				
		6 at St. John's	12 5				
		0 6 Davidson	0 6				
		6 27 Augusta Military Acad.	17 38				
		0 5 Virginia Tech (Roanoke)	12 5				
		Totals	70 70				
1897 (3-2)		1906 (4-4)		1913 (7-1-2)		1920 (9-0)	
VMI	OPP.	VMI	OPP.	VMI	OPP.	VMI	OPP.
14 Columbia	4 0	0 N.C. State	17 17	9 Hampden-Sydney	0 121	54 Roanoke	0
0 at Vanderbilt	12 11	6 Davidson	6 6	5 33 William & Mary	3 3	136 Hampden-Sydney	0
20 at Roanoke College	6 23	0 UNC (Winston-Salem)	17 17	0 27 Hampden-Sydney	0 25	22 at Virginia	6
42 Hampden-Sydney	0 0	0 0 Virginia Tech (Richmond)	34 27	0 26 Richmond Medical	0 0	0 25 Citadel (Lynchburg)	0
0 St. Alban's (Lynchburg)	4 40	4 0 Randolph-Macon	10 26	6 Gallaudet	6 6	0 37 at Pennsylvania	7
76 Totals	26 40	12 11 St. John's	29 3	0 19 at Virginia	0 0	6 14 N.C. State (Petersburg)	0
		6 23 William & Mary	103 34	3 at Kentucky	36 29	23 at North Carolina	0
		0 at Navy	21 21	3 Roanoke College	14 14	96 Catholic U	0
		Totals	103 34	21 at John's Hopkins	36 29	24 Virginia Tech (Roanoke)	7
				Totals	36 29	Totals	20
1898 (4-2)		1907 (5-3)		1914 (4-4)		1921 (9-0)	
VMI	OPP.	VMI	OPP.	VMI	OPP.	VMI	OPP.
33 Columbia	0 0	0 N.C. State	17 17	18 29 Hampden-Sydney	7 7	54 Roanoke	0
16 Richmond	0 15	6 Davidson	6 6	10 10 Richmond	0 0	136 Hampden-Sydney	0
29 at Washington and Lee	5 0	0 St. John's	6 6	22 28 William & Mary	0 6	22 at Virginia	6
22 St. Alban's	5 6	0 at Virginia	4 9	0 6 Gallaudet	0 7	0 37 at Pennsylvania	7
5 Georgetown (Richmond)	11 33	5 6 Roanoke College	5 33	0 7 at Georgia Tech	0 7	6 14 N.C. State (Petersburg)	0
5 at Navy	20 10	11 33 Maryland	5 14	0 7 UNC (Charlotte)	0 3	23 at North Carolina	0
110 Totals	41 4	33 Rollers (AMA)	0 67	0 23 Clemson (Richmond)	6 14	96 Catholic U	0
		4 at Richmond	49 49	0 7 Virginia Tech (Roanoke)	54 23	24 Virginia Tech (Roanoke)	7
		Totals	68 68	Totals	50 110	Totals	20
1899 (1-0)		1908 (3-2)		1915 (6-2-1)		1922 (9-0)	
VMI	OPP.	VMI	OPP.	VMI	OPP.	VMI	OPP.
39 Washington & Lee	0 0	0 Hampden-Sydney	0 30	0 25 Hampden-Sydney	7 7	54 Roanoke	0
39 Totals	0 0	5 21 at Georgetown	5 21	0 19 William & Mary	0 6	136 Hampden-Sydney	0
		46 at Washington and Lee	6 2	10 7 Gallaudet	0 0	22 at Virginia	6
		0 Virginia (Lynchburg)	29 57	0 13 Richmond	0 6	0 37 at Pennsylvania	7
		0 Virginia Tech (Norfolk)	21 0	10 3 North Carolina (Greensboro)	3 3	6 14 N.C. State (Petersburg)	0
		0 Maryland	0 120	20 0 at Virginia	44 6	23 at North Carolina	0
		Totals	61	21 Wake Forest	6 6	96 Catholic U	0
				9 Clemson (Richmond)	3 3	24 Virginia Tech (Roanoke)	7
				Totals	102	Totals	20

2013 VMI Football Fact Book

1921 (3-5-1)

VMI	
13	Roanoke
32	Hampden-Sydney
20	Wake Forest
7	Virginia
7	at Pennsylvania
7	UNC (Richmond)
7	at N.C. State
7	at Kentucky
7	Virginia Tech (Roanoke)
107	Totals

1922 (7-2)

VMI	
34	at Lynchburg
50	Roanoke
62	Morris-Harvey
14	at Virginia
14	N.C. State (Norfolk)
61	Catholic U
7	UNC (Richmond)
46	at George Washington
3	Virginia Tech (Roanoke)
291	Totals

1923 (9-1)

VMI	
6	U.S. Marines
33	Lynchburg
7	at Georgia Tech
27	Roanoke
35	at Virginia
22	N.C. State
46	Emory & Henry
9	UNC (Richmond)
33	at Tennessee
6	Virginia Tech (Roanoke)
224	Totals

1924 (6-3-1)

VMI	
33	Wofford
39	Emory & Henry
0	at Georgia Tech
28	Roanoke
0	at Virginia
17	N.C. State (Richmond)
0	at North Carolina
10	at Kentucky
25	Hampden-Sydney
0	Virginia Tech (Roanoke)
152	Totals

1925 (6-4)

VMI	
33	Lynchburg College
27	N.C. State (Richmond)
9	Wofford
46	Emory & Henry
0	at Georgia Tech
17	Roanoke
10	at Virginia
27	UNC (Richmond)
0	Kentucky (Charleston, W.Va.)
0	Virginia Tech (Roanoke)
169	Totals

1926 (5-5)

VMI	
20	Wofford
10	Richmond
0	at Georgia Tech
7	Roanoke
7	Virginia
7	N.C. State (Richmond)
12	Davidson (Lynchburg)
0	at North Carolina
10	Kentucky (Charleston, W.Va.)
7	Virginia Tech (Roanoke)
80	Totals

1927 (6-4)

OPP.	VMI	
0	37	Wofford
0	22	Richmond
0	0	at Georgia Tech
14	32	Roanoke
21	8	at Virginia
20	6	Maryland (Richmond)
7	20	at Davidson
14	7	North Carolina
26	0	Kentucky (Charleston, W.Va.)
12	12	Virginia Tech (Roanoke)
144	Totals	

1928 (5-3-2)

OPP.	VMI	
7	14	Hampden-Sydney
0	6	Richmond
0	0	at Georgia Tech
0	31	Roanoke
0	9	Virginia
9	0	Maryland (Richmond)
0	13	Davidson
7	0	Clemson (Lynchburg)
6	6	Kentucky
16	16	Virginia Tech (Roanoke)
95	Totals	

1929 (8-2)

OPP.	VMI	
0	19	Hampden-Sydney
10	40	at Richmond
6	7	at Florida
7	12	The Citadel
0	20	at Virginia
0	7	at Maryland (Richmond)
0	12	at Davidson
0	12	Clemson (Norfolk)
12	12	Kentucky
14	14	Virginia Tech (Roanoke)
155	Totals	

1930 (3-6)

OPP.	VMI	
0	12	Richmond
3	6	St. John's
13	6	at The Citadel
7	0	Virginia
3	0	Maryland (Richmond)
3	6	Davidson
0	0	Clemson
0	0	at Kentucky
0	0	Virginia Tech (Roanoke)
29	Totals	

1931 (3-6-1)

OPP.	VMI	
0	6	Hampden-Sydney
0	0	Richmond
0	0	at Duke
33	13	The Citadel
14	18	at Virginia
18	20	Maryland (Richmond)
23	0	at Davidson
7	7	Clemson (Norfolk)
7	12	Kentucky
6	6	Virginia Tech (Roanoke)
108	Totals	

1932 (2-8)

OPP.	VMI	
0	18	King College
0	0	at Kentucky
13	0	Duke
13	0	at The Citadel
14	6	at Virginia
0	0	Davidson
7	6	Virginia
28	7	Maryland (Richmond)
9	7	W&M (Richmond)
14	0	Richmond
98	0	Virginia Tech (Roanoke)
44	Totals	

1933 (2-7-1)

OPP.	VMI	
0	0	Emory & Henry
0	6	Duke (Greensboro)
7	0	at Army
0	0	at Davidson
13	19	Maryland
10	13	at Virginia
0	0	William & Mary (Norfolk)
0	6	at Kentucky
25	0	at Richmond
9	0	Virginia Tech (Roanoke)
64	44	Totals

1934 (1-8)

OPP.	VMI	
7	0	Duke
6	6	at South Carolina
13	6	at Columbia
13	0	at Richmond
0	13	Virginia
0	13	William & Mary (Norfolk)
0	0	at Maryland
12	13	at Davidson
18	0	Virginia Tech (Roanoke)
6	51	Totals
75	Totals	

1935 (2-7-1)

OPP.	VMI	
26	0	Hampden-Sydney (Lynchburg)
0	0	at Tulane
0	0	at Columbia
12	6	Richmond
7	0	Maryland
7	0	at Virginia
6	19	at William & Mary
6	0	North Carolina
0	6	Davidson
23	6	Virginia Tech (Roanoke)
0	63	Totals
61	Totals	

1936 (6-4)

OPP.	VMI	
19	0	Wofford
0	24	South Carolina
0	0	at Kentucky
7	13	at Davidson
13	0	at Columbia
20	20	at Richmond
0	12	Virginia
32	21	at William & Mary
26	13	at Maryland
24	0	Virginia Tech (Roanoke)
122	122	Totals

1937 (5-5)

OPP.	VMI	
0	6	Elon
7	7	Temple
13	20	William & Mary (Norfolk)
13	7	Davidson
3	21	at Richmond
41	26	at Virginia
7	7	at Army
6	7	Maryland
20	27	The Citadel
13	6	Virginia Tech (Roanoke)
123	134	Totals

1938 (6-1-4)

OPP.	VMI	
6	33	Elon
23	12	at Virginia
44	0	at Navy
12	7	Clemson (Charlotte)
12	13	at Richmond
4	14	at William & Mary
12	47	at Maryland
20	6	Wake Forest
7	19	Davidson
26	6	Roanoke College
2	2	Virginia Tech (Roanoke)
166	159	Totals

1939 (6-3-1)

OPP.	VMI	
20	41	Roanoke
37	0	at Kentucky
32	2	Davidson (Bluefield)
6	20	at Vanderbilt
13	16	Virginia
12	7	at Columbia
14	0	at Richmond
21	7	Duke
15	13	Maryland (Norfolk)
0	19	Virginia Tech (Roanoke)
170	125	Totals

1940 (7-2-1)

OPP.	VMI	
46	33	Roanoke
22	0	at Duke
29	13	Newberry
7	13	at Davidson
17	7	at Virginia
6	7	at Richmond
23	0	William & Mary
27	20	Washington U
13	20	Maryland (Lynchburg)
190	14	Virginia Tech (Roanoke)
127	Totals	

1941 (4-6)

OPP.	VMI	
44	7	Clemson (Lynchburg)
12	13	at Temple
13	20	at Army
6	7	Virginia
0	25	at Richmond
0	13	Davidson (Lynchburg)
56	0	William & Mary
14	27	at Maryland
12	15	Virginia Tech (Lynchburg)
157	7	at Miami (FL)10
134	Totals	

1942 (3-5-1)

OPP.	VMI	
7	0	Clemson (Lynchburg)
38	6	at Temple
38	38	at Virginia
38	29	Maryland
0	20	at Richmond
6	6	Davidson (Lynchburg)
0	0	at Wake Forest
7	6	William & Mary (Norfolk)
6	6	Virginia Tech (Roanoke)
140	111	Totals

1943 (2-6)

OPP.	VMI	
12	0	at Temple
18	13	Davidson
9	12	Clemson (Roanoke)
0	0	at Richmond
7	0	Wake Forest (Lynchburg)
7	0	Virginia
20	7	at Georgia
9	14	Maryland (Roanoke)
0	46	Totals
94	Totals	

1944 (1-8)

OPP.	VMI	
6	26	Catawba
7	7	at Richmond
12	2	Wake Forest (Greensboro)
26	0	at Kentucky
7	6	Virginia (Lynchburg)
6	12	N.C. State
0	0	at Clemson
14	6	William & Mary (Portsmouth)
6	65	Maryland (Roanoke)
86	231	Totals

2013 VMI Football Fact Book

1945 (5-4)

VMI	
37	Emory & Henry
40	at Richmond
7	Virginia (Lynchburg)
21	N.C. State
9	at William & Mary
27	Vanderbilt
0	at Maryland
7	Catawba
7	Virginia Tech (Roanoke)
155	Totals

1946 (4-5-1)

VMI	
21	Catawba
7	at Richmond
0	at Georgia Tech
8	at Virginia
25	Davidson
0	at William & Mary
7	N.C. State (Roanoke)
26	at Furman
21	The Citadel
7	Virginia Tech (Roanoke)
122	Totals

1947 (3-5-1)

VMI	
13	Catawba
13	George Washington
0	at Georgia Tech
20	at Richmond
6	Virginia
14	at Davidson
20	at William & Mary
6	at The Citadel
28	Virginia Tech (Roanoke)
120	Totals

1948 (6-3)

VMI	
28	Catawba
26	at George Washington
0	*William & Mary
9	at Richmond
14	at Virginia
33	Davidson
6	at Tulane
34	The Citadel
33	Virginia Tech (Roanoke)
183	Totals

* Oyster Bowl - Norfolk, Va.

1949 (3-5-1)

VMI	
7	Quantico Marines
14	G. Washington (Lynchburg)
6	at William & Mary
14	*Richmond
13	Virginia (Lynchburg)
14	at Army
47	Davidson
14	at The Citadel
28	Virginia Tech (Roanoke)
157	Totals

* Tobacco Bowl-Richmond

1950 (6-4)

VMI	
S23	25 Wm. & Mary (Roanoke)
S29	12 at G. Washington
O7	26 at Richmond
O14	0 at Texas A & M
O21	13 at Virginia
O28	13 Catawba
N4	46 at Davidson
N11	14 at Georgia Tech
N18	13 The Citadel
N23	27 Va. Tech (Roanoke)
189	Totals

189 Totals

OPP.

0
6
40
14
13
13
38
14
0
138

OPP.

7
7
32
19
0
41
49
7
6
20
188

OPP.

6
7
20
21
35
14
28
7
14
152

OPP.

6
6
31
0
26
6
28
6
7
116

OPP.

14
7
54
7
32
40
6
19
28
207

OPP.

19
15
14
52
26
14
6
13
7
0
166

166 Totals

1951 (7-3)

Southern Conference Champions

VMI		OPP.
S15	7 at Cincinnati	26
S22	29 Wofford	6
S29	34 at Richmond	0
O6	20 at William & Mary	7
O20	14 at Virginia	34
O27	34 at Catawba	14
N3	35 Davidson	13
N10	7 at Georgia Tech	34
N17	27 at The Citadel	21
N22	20 Virginia Tech (Roanoke)	7
227	Totals	162

1952 (3-6-1)

VMI		OPP.
S20	13 William & Mary (Roanoke)	34
S26	0 at Miami (FL)	45
O4	28 Richmond	14
O10	28 at Florida State	7
O18	14 *Virginia	33
O24	20 at George Washington	20
N1	14 at Army	42
N8	21 W. Virginia (Roanoke)	39
N15	20 The Citadel	19
N27	7 Virginia Tech (Roanoke)	26
165	Totals	279

* Tobacco Bowl - Richmond, Va.

1953 (5-5)

VMI		OPP.
S19	44 Catawba	0
S26	13 George Washington	14
O3	7 at Richmond	13
O10	14 at The Citadel	0
O17	21 at Virginia	6
O24	20 at West Virginia	52
O31	7 at Florida State	12
N7	20 William & Mary (Roanoke)	19
N14	0 at Cincinnati	67
N26	28 Virginia Tech (Roanoke)	13
174	Totals	196

1954 (4-6)

VMI		OPP.
S18	0 Davidson	19
S25	16 at George Washington	14
O2	19 at Richmond	6
O9	0 at Boston College	44
O16	0 at Virginia	21
O23	6 West Virginia (Bluefield)	40
O30	19 Florida State (Lynchburg)	33
N6	21 William & Mary (Roanoke)	0
N13	42 The Citadel	0
N25	9 Virginia Tech (Roanoke)	46
132	Totals	223

1955 (1-9)

VMI		OPP.
S17	7 at Tulane	20
S24	6 George Wash. (Roanoke)	25
O1	0 Richmond	21
O8	12 West Virginia (Bluefield)	47
O15	13 at Virginia	20
O22	7 Davidson	21
O29	13 at William & Mary	20
N5	0 at Lehigh	39
N12	14 at The Citadel	7
N19	13 Virginia Tech (Roanoke)	39
85	Totals	259

1956 (3-6-1)

VMI		OPP.
S15	47 at Stetson	6
S22	0 at Virginia	18
S29	12 at Army	32
O6	35 at Richmond	20
O13	20 Lehigh	27
O19	14 at George Washington	40
O27	13 at Davidson	13
N3	20 W&M (Lynchburg)	6
N10	6 at West Virginia	13
N22	0 Virginia Tech (Roanoke)	45
167	Totals	220

1957 (9-0-1)

Southern Conference Champions

VMI		OPP.
S21	7 at Tampa	0
S28	21 at Holy Cross	21
O5	28 at Richmond	6
O12	26 Davidson	14
O19	14 at William & Mary	13
O26	26 GWU (Roanoke)	20
N2	20 at Virginia	14
N9	12 at Lehigh	7
N16	33 The Citadel	7
N28	14 Virginia Tech (Roanoke)	6
201	Totals	101

1958 (6-2-2)

VMI		OPP.
S20	46 Morehead State	20
S27	33 at Villanova	6
O4	12 Richmond	6
O11	6 William & Mary (Bluefield)	6
O18	13 at Tampa	12
O25	42 at Davidson	7
N1	33 Virginia (Norfolk)	0
N8	7 Lehigh (Lynchburg)	7
N15	6 at The Citadel	14
N27	16 Virginia Tech (Roanoke)	21
214	Totals	99

1959 (8-1-1)

Southern Conference Champions

VMI		OPP.
S19	46 at Marshall	0
S26	0 at Penn State	21
O3	14 Richmond (Portsmouth)	14
O10	19 Virginia (Lynchburg)	12
O17	26 William & Mary (Norfolk)	7
O24	34 Davidson	7
O30	28 at George Washington	6
N7	7 at Lehigh	6
N14	32 The Citadel	8
N26	37 Virginia Tech (Roanoke)	12
243	Totals	93

1960 (7-2-1)

Southern Conference Champions

VMI		OPP.
S17	33 at William & Mary	21
S24	28 at Buffalo	14
O1	21 Richmond	6
O7	34 at George Washington	10
O15	30 at Virginia	16
O22	14 at Boston College	14
O29	8 at Memphis State	21
N5	18 Lehigh	14
N12	20 at The Citadel	6
N24	12 Va. Tech (Roanoke)	13
218	Totals	135

1961 (6-4)

VMI		OPP.
S16	33 at Marshall	6
S23	0 at Villanova	22
S29	8 at Richmond	6
O7	6 at G. Washington	30
O14	7 Virginia (Norfolk)	14
O21	13 at Davidson	0
O28	14 at William & Mary	7
N4	8 The Citadel	14
N11	39 at Buffalo	6
N23	6 Virginia Tech (Roanoke)	0
134	Totals	105

1962 (6-4)

Southern Conference Champions

VMI		OPP.
S15	22 G. Wash. (Lynchburg)	6
S22	0 at Villanova	24
S28	21 at Richmond	0
O6	0 at Boston College	18
O13	6 at Virginia	28
O20	20 Davidson	7
O27	6 William & Mary	0
N3	16 at The Citadel	7
N10	14 at Holy Cross	20
N22	14 Virginia Tech (Roanoke)	9
119	Totals	119

1963 (3-5-2)

VMI		OPP.
S21	14 George Washington	6
S28	6 at Iowa State	21
O5	10 at Davidson	10
O12	0 Virginia (Richmond)	6
O19	12 *Navy	21
O25	7 at Richmond	7
N2	26 at William & Mary	6
N9	12 at Holy Cross	14
N16	33 The Citadel	8
N28	20 Virginia Tech (Roanoke)	35
140	Totals	134

* Oyster Bowl - Norfolk, Va.

1964 (1-9)

VMI		OPP.
S19	12 William & Mary	14
S26	14 at Richmond	20
O3	7 at Villanova	27
O10	19 *Virginia	20
O17	10 at Buffalo	14
O24	35 Davidson	0
O31	6 at Tulane	25
N6	7 at Detroit	28
N14	0 at The Citadel	17
N26	13 Virginia Tech (Roanoke)	35
123	Totals	200

* Tobacco Bowl - Richmond, Va.

1965 (3-7)

VMI		OPP.
S18	21 at William & Mary	32
S25	7 at Army	21
O2	0 at George Washington	14
O9	10 at Virginia	14
O16	0 at Southern Mississippi	3
O23	16 at Davidson	10
O30	12 at Boston College	41
N6	21 Richmond	14
N13	21 The Citadel	7
N25	13 Va. Tech (Roanoke)	44
121	Totals	200

1966 (2-8)

VMI		OPP.
S17	14 at Villanova	13
S24	7 Georgia (Roanoke)	43
O1	0 at Boston College	14
O7	34 at Richmond	20
O15	27 at Virginia	38
O22	0 George Washington	13
O29	15 William & Mary	22
N5	6 at So. Mississippi	42
N12	14 at The Citadel	30
N24	12 Va. Tech (Roanoke)	70
129	Totals	305

1967 (6-4)

VMI		OPP.
S16	46 Davidson	21
S23	9 at West Virginia	21
S30	0 Richmond	3
O7	28 *William & Mary	33
O14	22 The Citadel (Roanoke)	11
O21	6 at Georgia	56
O28	18 at Virginia	13
N4	38 Akron	14
N11	26 at Boston College	13
N23	12 Va. Tech (Roanoke)	10
205	Totals	195

* Tobacco Bowl - Richmond, Va.

2013 VMI Football Fact Book

1990 (4-7)

VMI	
S1 24	Catawba
S8 20	at Western Carolina
S15 24	James Madison
S22 17	at Army
O6 22	at Furman
O13 47	*William & Mary
O20 66	West Virginia Tech
O27 7	Marshall
N3 3	at The Citadel
N10 0	Appalachian State
N17 21	at East Tennessee State
251	Totals

* Oyster Bowl - Norfolk, Va.

1991 (4-7-0)

VMI	
S7 35	East Tennessee State
S14 19	at Appalachian State
S21 42	Lafayette
S28 38	at Richmond
O5 28	Furman
O12 26	William & Mary
O26 14	*The Citadel
N2 0	at Virginia
N9 27	Western Carolina
N16 0	at Marshall
N23 14	at U.T.-Chattanooga
243	Totals

* Oyster Bowl - Norfolk, VA

1992 (3-8)

VMI	
S5 16	at East Tennessee State
S12 16	at William & Mary
S19 16	Marshall
S26 48	West Virginia Tech
O3 13	at Furman
O10 25	at Western Carolina
O17 12	Appalachian State
O24 18	*Richmond
N7 44	Wofford
N14 0	at The Citadel
N21 37	U.T.-Chattanooga (OT)
245	Totals

* Oyster Bowl - Norfolk, VA

1993 (1-10)

VMI	
S4 14	at Richmond
S18 7	East Tennessee State
S25 9	at Army
O2 6	*William & Mary
O9 0	at Marshall
O16 35	U.T.-Chattanooga (2OT)
O23 0	Georgia Southern
O30 0	at Furman
N6 14	at Western Carolina
N13 33	at The Citadel
N20 21	Appalachian State
139	Totals

* Oyster Bowl - Norfolk, Va.

1994 (1-10)

VMI	
S3 31	Richmond
S17 21	at East Tennessee State
S24 7	at William and Mary
O1 0	at Georgia Southern
O8 7	Marshall
O15 14	at U.T.-Chattanooga
O22 11	Furman
O29 7	Western Carolina
N5 15	James Madison
N12 14	*The Citadel
N19 26	at Appalachian State (OT)
153	Totals

* Oyster Bowl - Norfolk, Va.

1995 (4-7)

VMI	
S2 28	at Richmond
S9 50	Liberty
S16 37	East Tennessee State
S23 24	at Furman
S30 7	William & Mary
O7 21	at Marshall
O14 17	U.T.-Chattanooga
O28 14	at Western Carolina

OPP.	
N4 24	Appalachian State
N11 34	at The Citadel
N18 13	*Georgia Southern
153	Totals

* Oyster Bowl - Norfolk, Va.

1996 (3-8)

VMI	
S7 7	at Mississippi
S14 21	at William & Mary
S21 0	at East Tennessee State
S28 14	Furman
O5 17	at Georgia Southern
O12 20	Marshall
O19 28	at U.T.-Chattanooga
N2 14	Western Carolina
N9 20	Richmond
N16 34	The Citadel (2OT)
N23 14	at Appalachian State
189	Totals

1997 (0-11)

VMI	
S6 13	at Wofford
S13 12	William & Mary
S20 3	at Richmond
S27 14	at Furman
O4 0	Georgia Southern
O11 24	Chattanooga
O18 7	at Navy
N1 0	at Western Carolina
N8 7	Appalachian State
N15 6	at The Citadel
N22 7	East Tennessee State
93	Totals

1998 (1-10)

VMI	
S5 26	Lenoir-Rhyne
S12 0	at William & Mary
S19 8	at East Tennessee State
S26 14	Furman
O3 7	at Georgia Southern
O10 20	Wofford
O17 7	at Chattanooga
O24 38	Morehead State
O31 17	Western Carolina
N7 0	at Appalachian State
N14 10	The Citadel
147	Totals

1999 (1-10)

VMI	
S4 6	at Richmond
S11 15	Concord
S18 17	East Tennessee State
S25 0	at Furman
O2 0	Georgia Southern
O9 10	at Wofford
O16 0	Chattanooga
O23 14	William & Mary
O30 2	at Western Carolina
N6 7	Appalachian State
N13 6	at The Citadel
77	Totals

2000 (2-9)

VMI	
S2 31	Duquesne
S9 15	at William & Mary
S16 3	at East Tennessee State
S23 21	Furman
S30 3	at Georgia Southern
O7 28	Wofford
O14 14	at Chattanooga
O21 40	Charleston Southern
O28 31	Western Carolina
N4 0	at Appalachian State
N11 41	The Citadel
227	Totals

2001 (1-10)

VMI	
A30 18	at Duquesne
S8 0	William & Mary
S22 7	at Furman
S29 14	Georgia Southern
O6 14	at Wofford
O13 19	Chattanooga (OT)
O27 17	at Western Carolina

OPP.	
N3 17	Appalachian State
N10 7	at The Citadel
N17 28	Samford
N22 23	East Tennessee State
164	Totals

2002 (6-6)

VMI	
A31 27	at Charleston Southern
S7 41	Davidson
S14 31	at William & Mary
S21 21	at East Tennessee State
S28 28	Furman
O5 7	at Georgia Southern
O12 27	Wofford
O19 35	at Chattanooga
O26 38	Liberty
N2 23	Western Carolina
N9 13	at Appalachian State
N16 23	vs. The Citadel!
314	Totals

!- Charlotte, N.C.

2003 (6-6)

VMI	
A30 10	at Navy
S6 31	at Davidson
S13 24	William & Mary
S20 34	Norfolk State
S27 42	Georgetown
O4 28	at Liberty
O11 50	Charleston Southern
O18 25	Gardner-Webb
O25 25	at Richmond
N1 19	at Coastal Carolina
N8 48	Austin Peay
N15 23	vs. The Citadel!
359	Totals

!- Charlotte, N.C.

2004 (0-11)

VMI	
S4 14	at Ohio
S11 7	Richmond
S18 10	Tennessee Tech
S25 6	at William & Mary
O2 24	at Charleston Southern
O9 0	at Georgetown
O16 14	Coastal Carolina
O23 17	at Gardner-Webb
O30 10	at James Madison
N6 17	Liberty
N20 18	Wofford
137	Totals

2005 (3-8)

VMI	
S3 33	Davidson
S10 7	William & Mary
S17 14	at Duke
S24 26	Lehigh
O1 10	at Liberty
O8 34	Charleston Southern
O15 23	at Wofford
O22 52	Gardner-Webb (3OT)
O29 14	at #13 Coastal Carolina
N5 3	at #23 Richmond
N19 14	The Citadel
230	Totals

2006 (1-10)

VMI	
S2 20	Davidson
S9 19	at Norfolk State
S16 7	at Richmond
S23 6	at William & Mary
S30 7	James Madison
O7 7	at Army
O14 27	Coastal Carolina
O21 22	at Charleston Southern
O28 31	at Gardner-Webb
N11 21	at The Citadel
N18 32	Liberty
199	Totals

2007 (2-9)

VMI	
S1 20	Lock Haven
S8 16	William & Mary
S15 17	at James Madison

OPP.	
S22 6	at Lehigh
S29 40	at Robert Morris
O13 21	Presbyterian
O20 22	Gardner-Webb
O27 35	at Coastal Carolina
N3 28	Charleston Southern
N10 34	at Liberty
N17 28	The Citadel
267	Totals

2008 (4-7)

VMI	
S6 49	Saint Francis (Pa.)
S13 17	at William & Mary
S20 69	Chowan
S27 31	at Ohio
O4 16	Richmond
O11 47	Coastal Carolina
O25 27	at Gardner-Webb
N1 21	at Charleston Southern
N8 26	Liberty
N15 26	at Stony Brook
N22 49	Presbyterian
378	Totals

2009 (2-9)

VMI	
S5 14	Robert Morris
S19 16	at #6 James Madison
S26 28	at #1 Richmond
O3 23	Gardner-Webb
O10 6	at Coastal Carolina
O17 20	Stony Brook
O24 31	at Presbyterian
O31 21	Charleston Southern
N7 14	at Liberty
N14 17	at Army
N21 35	Old Dominion
225	Totals

2010 (3-8)

VMI	
S4 48	Lock Haven
S11 0	at #11 William & Mary
S25 7	at Virginia
O2 24	Presbyterian
O9 9	at Stony Brook
O16 7	Liberty
O23 34	at Charleston Southern
O30 7	at Army
N6 3	Coastal Carolina
N13 28	at Old Dominion
N20 7	at Gardner-Webb
174	Totals

2011 (2-9)

VMI	
S3 21	Delaware State
S10 7	#5 William & Mary
S17 19	at Richmond
S24 13	at Akron
O8 10	at Coastal Carolina
O15 21	Charleston Southern
O22 14	Stony Brook
O29 14	at The Citadel
N5 31	at #22 Liberty
N12 6	at Presbyterian
N19 31	Gardner-Webb
187	Totals

2012 (2-9)

VMI	
S1 10	at Delaware State
S8 24	Chowan
S15 6	Richmond
S22 3	at Navy
O6 17	Presbyterian
O13 14	at Charleston Southern
O20 7	Coastal Carolina
O27 7	at Gardner-Webb
N3 7	at #9 Stony Brook
N10 24	The Citadel
N17 14	Liberty
133	Totals

OPP.	
S27 6	at Lehigh
S29 40	at Robert Morris
O13 21	Presbyterian
O20 22	Gardner-Webb
O27 35	at Coastal Carolina
N3 28	Charleston Southern
N10 34	at Liberty
N17 28	The Citadel
461	Totals

OPP.	
S6 49	Saint Francis (Pa.)
S13 17	at William & Mary
S20 69	Chowan
S27 31	at Ohio
O4 16	Richmond
O11 47	Coastal Carolina
O25 27	at Gardner-Webb
N1 21	at Charleston Southern
N8 26	Liberty
N15 26	at Stony Brook
N22 49	Presbyterian
369	Totals

OPP.	
S5 14	Robert Morris
S19 16	at #6 James Madison
S26 28	at #1 Richmond
O3 23	Gardner-Webb
O10 6	at Coastal Carolina
O17 20	Stony Brook
O24 31	at Presbyterian
O31 21	Charleston Southern
N7 14	at Liberty
N14 17	at Army
N21 35	Old Dominion
338	Totals

OPP.	
S4 48	Lock Haven
S11 0	at #11 William & Mary
S25 7	at Virginia
O2 24	Presbyterian
O9 9	at Stony Brook
O16 7	Liberty
O23 34	at Charleston Southern
O30 7	at Army
N6 3	Coastal Carolina
N13 28	at Old Dominion
N20 7	at Gardner-Webb
311	Totals

OPP.	
S3 21	Delaware State
S10 7	#5 William & Mary
S17 19	at Richmond
S24 13	at Akron
O8 10	at Coastal Carolina
O15 21	Charleston Southern
O22 14	Stony Brook
O29 14	at The Citadel
N5 31	at #22 Liberty
N12 6	at Presbyterian
N19 31	Gardner-Webb
351	Totals

OPP.	
S1 10	at Delaware State
S8 24	Chowan
S15 6	Richmond
S22 3	at Navy
O6 17	Presbyterian
O13 14	at Charleston Southern
O20 7	Coastal Carolina
O27 7	at Gardner-Webb
N3 7	at #9 Stony Brook
N10 24	The Citadel
N17 14	Liberty
388	Totals

Keydets In The Record Books

NCAA Record Holders

Single-Game (Team)

Most Rushing Yards, Both Teams .Stony Brook (447) vs.VMI (364), 11/15/08 (FCS Record)
Fewest Passing Yards Allowed.....(-16), vs. Richmond, 1957 (FBS Record)

Single-Season (Individual)

Most Punts.....101, Jim Bailey, 1969 (FBS Record)

Big South Conference Record Holders

Single-Game (Individual)

Most Rushing Yards (QB)235, Tim Maypray vs. Presbyterian, 11/22/08
Longest Pass Completed.....90, Kyle Hughes to Zach Collins vs. Coastal Carolina, 10/11/08
*** Field Goal Attempts**.....5, Matt Sharpe vs. Charleston Southern, 10/11/03
5, Matt Sharpe vs. Coastal Carolina, 11/1/03
***Field Goals Made**.....4, Matt Sharpe vs. Gardner-Webb, 10/18/03
4, Matt Sharpe vs. Coastal Carolina, 11/1/03
Longest Field Goal Made.....53, Matt Sharpe vs. Coastal Carolina, 11/1/03
53, Barrett Way vs. Liberty, 11/6/04
*** Field Goal Percentage**100% (4-4), Matt Sharpe vs. Gardner-Webb, 10/18/03
100% (3-3) Barrett Way vs. Gardner-Webb, 10/22/05
*** Punt Returns**.....6, John Puvogel, vs. Austin Peay, 11/8/03

Single-Game (Team)

Yards Per INT Return.....44.3, vs. Lehigh, 9/24/05
*** Field Goal Attempts**.....5, vs. Charleston Southern, 10/11/03
5, vs. Coastal Carolina, 11/1/03
*** Field Goals Made**.....4, vs. GWU, 10/18/03
4, vs. Coastal, 11/1/03
Longest Field Goal.....53, vs. Coastal, 11/1/03; 53, vs. Liberty, 11/6/04
*** Field Goal Percentage**.....100.0 (4-4), vs. Gardner-Webb, 10/18/03

Single-Season (Individual)

Most Rushing Yards (QB).....1,266, Tim Maypray, 2008
Most Rushing Attempts (QB).....195, Tim Maypray, 2008
Most Rushing Touchdowns (QB).....12, Tim Maypray, 2008
Total Tackles.....144, Derik Screen, 2003
Assisted Tackles.....86, Justin Huggard, 2005
Field Goals Made.....17, Matt Sharpe, 2003
Field Goal Attempts.....24, Matt Sharpe, 2003
Field Goal Percentage.....84.6, Barrett Way (11-13), 2005

Single-Season (Team)

Most Rushing Yards.....3,932, 2008
Rushing Yards Per Game.....357.5, 2008
Rushing Attempts.....647, 2007
Rushing Yards Per Carry.....6.4, 2008
Most First Downs (Rushing).....180, 2008
Yards Per Completion (Passing).....23.69, 2008
Yards Per Attempt (Passing).....9.92, 2008
Fewest Interceptions Thrown, Season.....3, 2006
Field Goals Made, Season.....17, 2003
Field Goals Attempted.....24, 2003
***PAT Kicking Percentage**.....100.0% (15-15), 2004
Punt Returns, Season.....34, 2003
Average Time of Possession.....34:46, 2007
Fewest Sacks Allowed.....5, 2009

Career (Individual)

Rushing Yards (QB).....1,785, Tim Maypray, 2006-09
Rushing Attempts.....647, Sean Mizzer, 2003-06
All-Purpose Yards.....6,129, Tim Maypray, 2006-09
Punting Yards.....8,700, Adam Peters, 2003-06

Southern Conference Record Holders

Single-Game (Individual)

Most Rushing Attempts.....52, Tom Sowers vs. Davidson, 1968
*** Highest Field Goal Pct.**100%, (5-5) Craig Jones vs. William & Mary, 1977
*** Most Punts**.....13, Jim Bailey vs. West Virginia, 1969
*** Longest Run from Scrimmage**.....98 yards, Granville Amos vs. WV&M, 1964
*** Longest Interception Return**.....100 yards, Andy Tucker vs. Richmond, 1961

Single-Game (Team)

Most Rushing Attempts.....90, vs. East Tennessee State, 1990
*** Fewest Pass Completions Allowed**.....0 vs. Va. Tech, 1976

Fewest Yards Allowed Passing.....(-16), vs. Richmond, 1957

Single-Season (Individual)

Most Punts.....101, Jim Bailey, 1969
Highest Punting Average.....47.4, Brent Barth, 2002
Highest Yards/Catch (40 rec. minimum).....25.0, (45-1123) Mark Stock, 1986

Single-Season (Team)

*** Interceptions**.....28, 1959

Southern Conference Award Winners

Player of the Year

1957.....Bobby Jordan
 1960.....Howard Dyer

Coach of the Year

1957.....John McKenna
 1959.....John McKenna
 1962.....John McKenna
 1974.....Bob Thalman
 1981.....Bob Thalman
 2002.....Cal McCombs

Jacobs Blocking Trophy

1938.....Andy Trzeciak
 1940.....Billy Walker
 1960.....Lou Shuba
 1974.....Andy Dearman
 1979.....John Shuman
 1991.....Lorenzo Carpenter

Athlete of the Year

1953-54.....Johnny Mapp

Big South Conference Award Winners

Scholar-Athlete of the Year

2008.....Jacob Rochester

Conference Records

Southern Conference

Year	Record	Finish
1953	3-3-0	5th
1954	4-3-0	5th
1955	1-6-0	9th
1956	2-3-1	6th
1957	6-0-0	1st
1958	2-2-1	4th
1959	5-0-1	1st
1960	4-1-0	1st
1961	4-2-0	3rd
1962	6-0-0	1st
1963	3-1-2	3rd
1964	1-4-0	8th
1965	3-2-0	4th
1966	1-4-0	8th
1967	2-3-0	5th
1968	1-3-0	5th
1969	0-4-0	6th
1970	1-4-0	7th
1971	1-4-0	6th
1972	1-5-1	6th
1973	2-4-0	6th
1974	5-1-0	1st
1975	2-4-0	6th
1976	2-3-0	5th
1977	4-1-0	1st
1978	1-4-0	6th
1979	4-1-0	2nd
1980	1-4-1	6th
1981	3-1-1	2nd
1982	2-3-0	6th
1983	1-5-0	6th
1984	1-4-0	8th
1985	1-4-1	7th
1986	1-5-0	7th

Year	Record	Finish
1987	2-4-0	5th
1988	1-5-0	6th
1989	1-4-1	6th
1990	1-5-0	7th
1991	2-5-0	6th
1992	1-6	7th
1993	1-7	9th
1994	1-7	9th
1995	3-5	6th
1996	3-5	6th
1997	0-8	9th
1998	0-8	9th
1999	0-8	9th
2000	1-7	8th
2001	1-7	8th
2002	3-5	5th

VMI also tied for the Southern Conference Championship in 1951.

Big South Conference

Year	Record	Finish
2003	2-2	3rd
2004	0-4	5th
2005	2-2	T-3rd
2006	0-4	5th
2007	0-4	5th
2008	1-4	T-5th
2009	1-5	6th
2010	2-4	5th
2011	2-4	T-5th
2012	1-5	6th

All records are updated through the 2011 season, as at the time of publication, updated marks for 2012 had not yet been published.
 * = indicates part of a tie